

THREELINE 



2024/25

EN | IT | FR

**THREELINE** 

# Index

## 06 DOWNLIGHTS

**ARIZONA DLA** 06-07

Accessories

CCT SWITCH  
 <19 LOW UGR  
 IP54  
 A+ G  
 OPTIONAL

10W | 15W | 20W | 24W | 35W

ADLA  
 ASDLA + ADLA

**NEBRASKA DLN** 08-09

Accessories

CCT SWITCH  
 FLICKER FREE

ASC  
 ASR

9W | 12W | 18W | 24W

**NEVADA+ ND** 10

CCT SWITCH  
 FLICKER FREE  
 OPTIONAL

6W | 9W | 12W | 18W | 24W

**VERA MDV** 11

Accessories

CCT SWITCH  
 IP20  
 IP54  
 FLICKER FREE

SILVER  
 AR1-MDV7

BLACK  
 AR2-MDV7

7W

**ALBA MDA** 12

CCT SWITCH  
 IP20  
 IP65  
 FLICKER FREE

6W

**DANA MDD** 13

Accessories

IP20  
 IP65

SILVER  
 AR1-MDD

BLACK  
 AR2-MDD

NICKEL  
 AR3-MDD

CHROME  
 AR4-MDD

AC1-MDD  
 AC2-MDD  
 AC3-MDD  
 AC4-MDD

4,8W

## 14 CEILING LIGHTS

**SEREN SRN** 14-15

Accessories

CCT SWITCH  
 POWER SWITCH  
 IP55  
 IK08

AS-SRN0  
 ASR-SRN0  
 ATR-SRN0

13-18W | 17-24W | 22-32W

**LUNA LNA** 16-17

Accessories

CCT SWITCH  
 POWER SWITCH  
 IP66  
 IK10

AM2-LNA  
 AML2-LNA

15-18-22W

## 18 PANELS

**ANNAPOLIS PBA** 18

**<19**  
LOW UGR

**A+ G A**

OPTIONAL

26W



**NEAPOLIS PBN2.** 19

**<19**  
LOW UGR

OPTIONAL

60x60 40W | 30x120 40W | 60x120 58W



**EXAPOLIS PBE2.** 20

**ED**

40W



Accessories  
V3



21

## 22 FLOODLIGHTS

**IVO PRIS** 22

IP65

IK07


1 m cable

Remote control included

Internal motion sensor

THREELINE

20W | 30W | 50W



## 23 STREET LUMINAIRE

**GROEN GRN** 23

5 YEARS OF WARRANTY

4000K

IP65

IK07

20W | 30W | 50W



## 24 TRACKLIGHT

**APOLO** CRPOL2.GU10 EMPOL2.GU10 SPPOL2.GU10

GU10

CR

EM

SP

GU10 lamp not included.

24



## 25 220V LED STRIPS

**220VAC HV15P** 25

IP65

15 W/m

140 LEDs/m

100 mm

Acc. CTFHVP TFHVP



**220VAC HV9T** 25


IP65

9 W/m

180 LEDs/m

1000 mm

Acc. CTCHVT TFHVT




## 26 METAL RING






**RNGARF1200**    **RNGARF1222**    **RNGARF1244**    **RNGACF1200**    **RNGACF1222**    **RNGACF1244**



**RNGARF4200**    **RNGARF4222**    **RNGACF4200**    **RNGACF4222**




**RNGARF2600**    **RNGARF2622**






**RNGARF3200**    **RNGARF3222**



**RNGARF2200**    **RNGARF2222**



## 30 PLASTIC RING






**RNGPRF1200**    **RNGPRF1222**    **RNGPCF1200**    **RNGPCF1222**





**RNGPRF2200**    **RNGPRF2222**



# ARIZONA

## DLA



• Materials

• Certif.

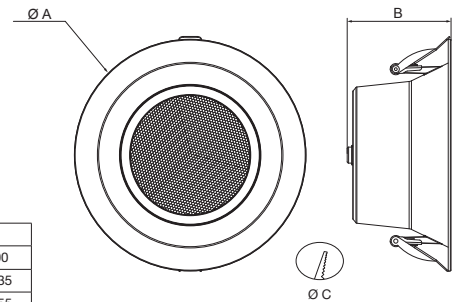


• Dimming Opt.

• Optional



• Accessories



	A	B	C
DLA10UCCT	110	55	90-100
DLA15UCCT	145	70	120-135
DLA20UCCT	165	75	135-155
DLA24UCCT	194	80	160-180
DLA35UCCT	230	90	195-220

Measures (mm).



CCT SWITCH

DLA	Options	W	CCT	lm	lm
DLA10UCCT0	□ *	10 W	● 3000K	1470 lm	1320 lm
DLA10UCCT2	■ *		● 4000K	1700 lm	1500 lm
			● 5700K	1580 lm	1380 lm
DLA15UCCT0	□ *	15 W	● 3000K	2385 lm	2160 lm
DLA15UCCT2	■ *		● 4000K	2670 lm	2370 lm
			● 5700K	2550 lm	2250 lm
DLA20UCCT0	□ *	20 W	● 3000K	3140 lm	2840 lm
DLA20UCCT2	■ *		● 4000K	3520 lm	3120 lm
			● 5700K	3360 lm	2960 lm
DLA24UCCT0	□ *	24 W	● 3000K	3936 lm	3576 lm
DLA24UCCT2	■ *		● 4000K	4512 lm	4032 lm
			● 5700K	4392 lm	3912 lm
DLA35UCCT0	□ *	35 W	● 3000K	5635 lm	5110 lm
DLA35UCCT2	■ *		● 4000K	6510 lm	5810 lm
			● 5700K	6265 lm	5565 lm

\* Dimming Opt.

\* Optional

- D1 0-10V
- D2 DALI / PUSH

- UE EU DRIVER
- E EMERGENCY KIT
- S1 MOTION SENSOR
- S2 LIGHT SENSOR

# ARIZONA. ACCESSORIES / ACCESSORI / ACCESSOIRES.


## SURFACE MOUNTING / SUPERFICIE / SURFACE

Surface mounting accessory for DLA. (Luminaire not included).

Accessori di superficie per DLA. (Lampada non inclusa).

Accessoire surface pour DLA (Luminaire non inclus).



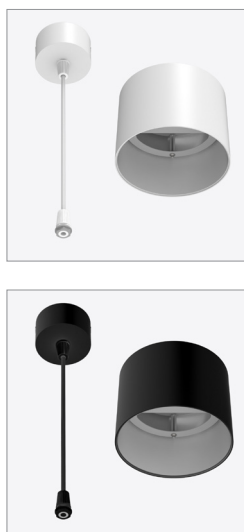
IIIII		W
ADLA10S0	<input type="checkbox"/>	10 W
ADLA10S2	<input checked="" type="checkbox"/>	
ADLA15S0	<input type="checkbox"/>	15 W
ADLA15S2	<input checked="" type="checkbox"/>	
ADLA20S0	<input type="checkbox"/>	20 W
ADLA20S2	<input checked="" type="checkbox"/>	
ADLA24S0	<input type="checkbox"/>	24 W
ADLA24S2	<input checked="" type="checkbox"/>	

## SUSPENSION / SOSPENSIONE / SUSPENSION

Suspension accessory for DLA. (Luminare not included).

Accessorio di sospensione per DLA. (Lampada non inclusa).

Accessoire suspension pour DLA (Luminaire non inclus).



IIIII		W
ASDLA0 + ADLA10S0	<input type="checkbox"/>	10 W
ASDLA2 + ADLA10S2	<input checked="" type="checkbox"/>	
ASDLA0 + ADLA15S0	<input type="checkbox"/>	15 W
ASDLA2 + ADLA15S2	<input checked="" type="checkbox"/>	
ASDLA0 + ADLA20S0	<input type="checkbox"/>	20 W
ASDLA2 + ADLA20S2	<input checked="" type="checkbox"/>	
ASDLA0 + ADLA24S0	<input type="checkbox"/>	24 W
ASDLA2 + ADLA24S2	<input checked="" type="checkbox"/>	

# NEBRASKA

ECO DLN



CCT SWITCH



220-240Vac  
50/60Hz



FLICKER FREE



110°



CRI >80

cos φ >0,7

25.000 h



x 10.000



IP20



ID



WH  
RAL 9003

• Materials




DIFFUSER



BODY

• Certif.



• Optional



Ref. KEU603



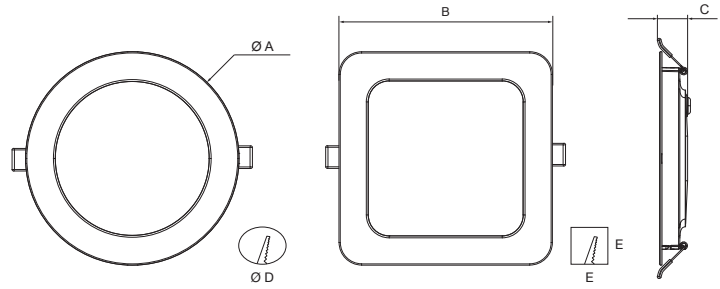
DN-OFF  
Ref. SP20

• Accessories

SURFACE



ASR ASC



	A	B	C	D	E
DLN9	126	120	26	105-115	105-115
DLN12	145	145	26	125-135	125-135
DLN18	170	170	26	148-160	148-160
DLN24	225	225	26	200-215	200-215

Measures (mm).



CCT SWITCH

DLN9RCCT	DLN9CCCT	OPTIONS	W	CCT	Beam Angle	Light Output
		*	9 W	3000K	855 lm	720 lm
				4000K	945 lm	765 lm
				6000K	945 lm	765 lm
				3000K	1140 lm	960 lm
DLN12RCCT	DLN12CCCT	*	12 W	4000K	1260 lm	1020 lm
				6000K	1260 lm	1020 lm
				3000K	1800 lm	1530 lm
DLN18RCCT	DLN18CCCT	*	18 W	4000K	1960 lm	1600 lm
				6000K	1960 lm	1600 lm
				3000K	2400 lm	2040 lm
DLN24RCCT	DLN24CCCT	*	24 W	4000K	2580 lm	2100 lm
				6000K	2580 lm	2100 lm

\* Optional

E

EMERGENCY KIT

S1

MOTION SENSOR



# NEBRASKA. ACCESSORIES / ACCESSORI / ACCESSOIRES.



## SURFACE MOUNTING / SUPERFICIE / SURFACE




Round surface mounting accessory for DLN.  
(Luminaire not included).

Accessorio di superficie rotondo per DLN.  
(Lampada non inclusa).

Accessoire rond surface pour DLN.  
(Luminaire non inclus).



 W	W
ASR-DLN9	9 W
ASR-DLN12	12 W
ASR-DLN18	18 W
ASR-DLN24	24 W



## SURFACE MOUNTING / SUPERFICIE / SURFACE




Square surface mounting accessory for DLN.  
(Luminaire not included).

Accessorio di superficie quadrato per DLN.  
(Lampada non inclusa).

Accessoire carré cadre surface pour DLN.  
(Luminaire non inclus).



 W	W
ASC-DLN9	9 W
ASC-DLN12	12 W
ASC-DLN18	18 W
ASC-DLN24	24 W

# NEVADA+

PRO ND



CCT SWITCH



220-240Vac  
50/60Hz



FLICKER FREE



120°



CRI >80

cos φ >0,7



30.000 h



x 10.000



IP20



ED



WH  
RAL 9003

• Materials



PS  
DIFFUSER



AL  
BODY

• Certif.



• Dimming Opt.



0-10V



DALI



TRIAC



CASAMBI

• Optional



UE DRIVER



Ref. KEU603



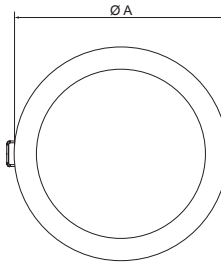

ON-OFF  
Ref. SP20



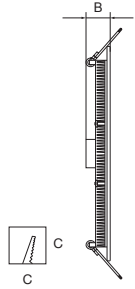

0-10V  
Ref. SL20



CCT SWITCH



Ø C



	A	B	C
ND6	120	20	110
ND9	143	20	130
ND12	170	20	155
ND18	220	20	205
ND24	300	20	280

Medidas (mm).

Options	W	CCT	3000K	4000K	6000K
ND6RCCT	ND6CCCT	*	6 W	327 lm	312 lm
				362 lm	342 lm
				392 lm	372 lm
ND9RCCT	ND9CCCT	*	9 W	645 lm	630 lm
				700 lm	680 lm
				740 lm	720 lm
ND12RCCT	ND12CCCT	*	12 W	795 lm	780 lm
				860 lm	840 lm
				920 lm	900 lm
ND18RCCT	ND18CCCT	*	18 W	1383 lm	1368 lm
				1470 lm	1450 lm
				1568 lm	1548 lm
ND24RCCT	ND24CCCT	*	24 W	1647 lm	1632 lm
				1770 lm	1750 lm
				1892 lm	1872 lm

\* Dimming Opt.


- D1 0-10V
- D2 DALI
- TC TRIAC (9-12-18-24W)
- D5 CASAMBI

\* Optional

- UE EU DRIVER
- E EMERGENCY KIT
- S1 MOTION SENSOR
- S2 LIGHT SENSOR

# VERA

ECO MDV



- CCT SWITCH
- 220-240Vac 50/60Hz
- FLICKER FREE
- 110°
- IP20
- CRI >80
- cos φ >0,5
- 25.000 h
- x10.000
- IP54
- ID
- WH RAL 9003

• Materials

PS DIFFUSER

AL+PC BODY

• Certif.



• Optional

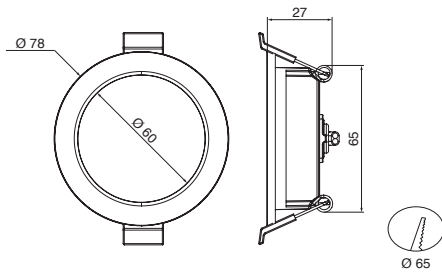


Ref. KEL101

• Accessories

SILVER      BLACK

AR1-MDV7      AR2-MDV7




Measures (mm).

OPTIONS	CCT	W	Beam Angle	Light Output
MDV7CCT0	7 W	<ul style="list-style-type: none"> <li>● 3000K</li> <li>● 4000K</li> <li>● 6500K</li> </ul>	<ul style="list-style-type: none"> <li> 635 lm</li> <li> 740 lm</li> <li> 700 lm</li> </ul>	<ul style="list-style-type: none"> <li> 530 lm</li> <li> 600 lm</li> <li> 560 lm</li> </ul>

\* Optional

E EMERGENCY KIT

## VERA. ACCESSORIES / ACCESSORI / ACCESSOIRES.

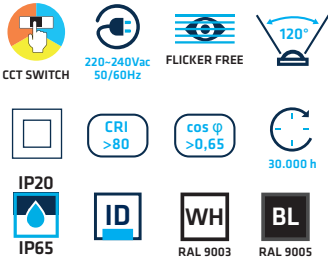


AR1-MDV7      ■ SR

AR2-MDV7      ■ BK

# ALBA

ECO MDA



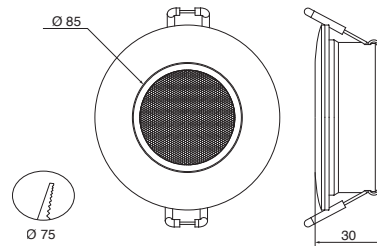
• Materials



• Optional



• Certif.



Measures (mm).



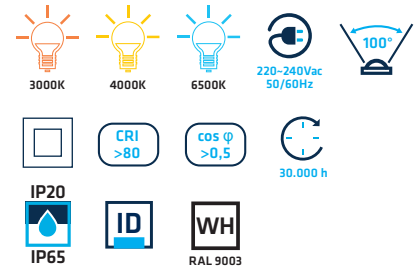
OPTIONS	W	CCT	640 lm	600 lm
MDA665CCT0	6 W	● 3000K	640 lm	600 lm
MDA665CCT2		● 4000K	720 lm	600 lm
		● 6500K	720 lm	600 lm

\* Optional

E EMERGENCY KIT

# DANA

ECO MDD



• Materials



• Certif.



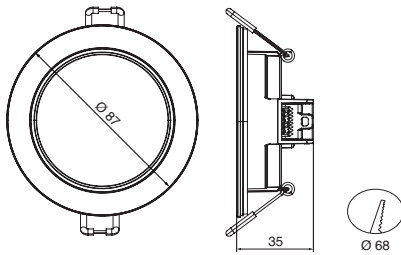
• Accessories



• Optional



Ref. KEL101



Measures (mm).

Options	Options	W	CCT	Beam angle	Beam angle
MDD565300	*		3000K	482 lm	410 lm
MDD565400	*	4,8 W	4000K	546 lm	450 lm
MDD565650	*		6500K	556 lm	460 lm

\* Optional

E EMERGENCY KIT


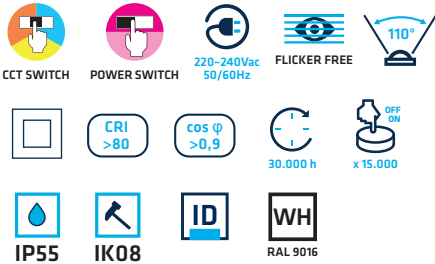
## DANA. ACCESSORIES / ACCESSORI / ACCESSOIRES.



Options	Options	Options
AR1-MDD	AC1-MDD	SR
AR2-MDD	AC2-MDD	BK
AR3-MDD	AC3-MDD	NI
AR4-MDD	AC4-MDD	CH

# SEREN

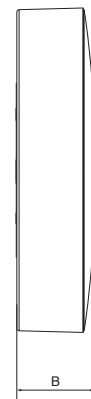
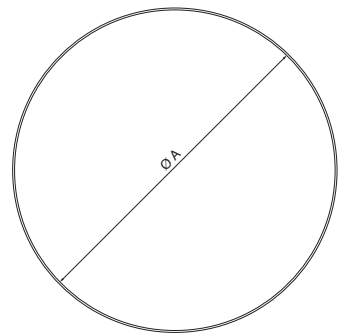
PRO SRN



• Materials

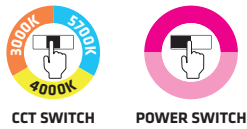


• Certif.



Measures (mm).

	A	B
SRN1318	280	68
SRN1724	360	72
SRN2232	410	76



SRN	W	CCT	Beam Angle	Light Output (lm)
SRN1318CCT0	13 W	3000K	110°	1615 lm
		4000K	110°	1805 lm
		5700K	110°	1745 lm
SRN1724CCT0	18 W	3000K	110°	2234 lm
		4000K	110°	2409 lm
		5700K	110°	2329 lm
SRN1724CCT0	17 W	3000K	110°	2150 lm
		4000K	110°	2385 lm
		5700K	110°	2300 lm
SRN2232CCT0	24 W	3000K	110°	2909 lm
		4000K	110°	3240 lm
		5700K	110°	3119 lm
SRN2232CCT0	22 W	3000K	110°	2750 lm
		4000K	110°	3080 lm
		5700K	110°	2970 lm
SRN2232CCT0	32 W	3000K	110°	3840 lm
		4000K	110°	4320 lm
		5700K	110°	4160 lm

## SEREN. ACCESSORIES / ACCESSORI / ACCESSOIRES.



### ROTATING SURFACE / SUPERFICIE ROTATORIO / SURFACE ROTATIVE



#### ASR-SRNO

Rotating surface mounting accessory for SRN.  
(Luminaire not included).

Accessorio di superficie rotatorio per SRN.  
(Lampada non inclusa).

Accessoire surface rotatif pour SRN.  
(Luminaire non inclus).



RAL 9016



### SUSPENSION / SOSPENSIONE / SUSPENSION



#### AS-SRNO

Suspension accessory for SRN.  
(Luminaire not included).

Accessorio di sospensione per SRN.  
(Lampada non inclusa).

Accessoire suspension pour SRN.  
(Luminaire non inclus).



RAL 9016



### TRACKLIGHT / TRACKLIGHT / TRACKLIGHT



#### ATR-SRNO

Tracklight accessory for SRN.  
(Luminaire not included).

Accessorio tracklight per SRN.  
(Lampada non inclusa).

Accessoire tracklight pour SRN.  
(Luminaire non inclus).



RAL 9016

# LUNA

PRO LNA



CCT SWITCH



POWER SWITCH



220-240Vac  
50/60Hz



FLICKER FREE



110°



IP66



IK10



CRI  
>80



cos φ  
>0,9



50.000 h



x 20.000



ID



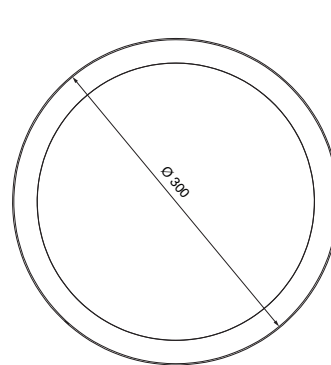
WH  
RAL 9016



• Materials



• Certif.



Measures (mm).



CCT SWITCH



POWER SWITCH

IIIIII	W	CCT	N	IIIIII
LNA1522CCT0	15 W	● 3000K	2075 lm	1850 lm
		● 4000K	2300 lm	2000 lm
	18 W	● 3000K	2520 lm	2250 lm
		● 4000K	2760 lm	2400 lm
	22 W	● 3000K	2980 lm	2650 lm
		● 4000K	3240 lm	2800 lm



## LUNA. ACCESSORIES / ACCESSORI / ACCESSOIRES.

### BLACK FRAME / CORNICE NERA / CADRE NOIR



#### AM2-LNA

Black frame for LNA.  
(Luminaire not included).

Cornice nera per LNA.  
(Lampada non inclusa).

Cadre noir pour LNA.  
(Luminaire non inclus).

**BL**

### BLACK HALF-MOON FRAME / CORNICE MEZZA LUNA NERA / CADRE DEMI-LUNE NOIRE



#### AML2-LNA


Black half-moon frame for LNA.  
(Luminaire not included).

Cornice mezza luna nera per LNA.  
(Lampada non inclusa).

Cadre demi-lune noire pour LNA.  
(Luminaire non inclus).

**BL**

# ANNAPOLIS



• Materials



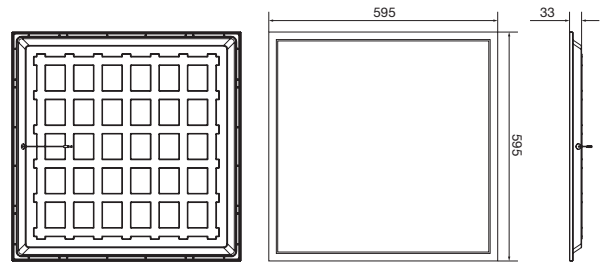
• Dimming Opt.



• Optional



• Accessories



Measures (mm).

• Certif.



IIIIII	OPTIONS	CCT	☰	W	☰	☰
PBA6060U30	*	● 3000K	595x595x33 mm	26 W	4140 lm	3750 lm
PBA6060U40	*	● 4000K	595x595x33 mm	26 W	4550 lm	4030 lm
<p>* Dimming Opt.</p> <p>D1 0-10V      D5 CASAMBI</p> <p>D2 DALI</p>				<p>* Optional</p> <p>UE EU DRIVER</p> <p>E EMERGENCY KIT</p>		

# NEAPOLIS

## PRO PBN2.



- 3000K
- 4000K
- 6000K
- 220-240Vac  
50/60Hz
- <19  
LOW UGR
- CRI >80
- cos φ >0,9
- 40.000 h
- x 20.000
- IP20
- ED
- WH  
RAL 9003
- 90°
- FLICKER FREE

• Materials

- PS  
DIFFUSER
- AL  
BODY

• Optional

- EU DRIVER
- KE  
Ref. KEU603
- 0-10V  
Ref. 5L20

• Dimming Opt.

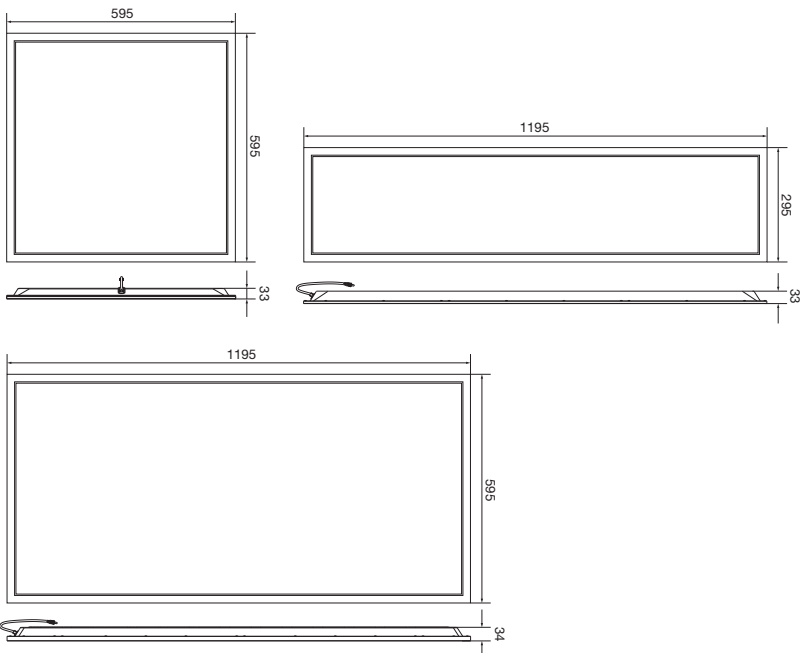
- 0-10V
- DALI
- CASAMBI
- TRIAC

• Certif.



• Accessories

	SURFACE	RECESSED	SUSPENSION
Panel			
60x60	ASM60X60V3	AEP60X60V3	AS60X60V3
30x120	ASM30X120V3	AEP120V3	AS120V3
60x120	ASM60X120V3	AEP120V3	AS120V3



Measures (mm).

IIIIII	OPTIONS	CCT	▬	W	⬆	⬆
PBN2.6060U30	*	3000K	595x595x33 mm	40 W	4200 lm	3605 lm
PBN2.6060U40	*	4000K	595x595x33 mm	40 W	4680 lm	3880 lm
PBN2.6060U60	*	6000K	595x595x33 mm	40 W	4680 lm	3880 lm
PBN2.30120U30	*	3000K	1195x295x33 mm	40 W	4200 lm	3605 lm
PBN2.30120U40	*	4000K	1195x295x33 mm	40 W	4680 lm	3880 lm
PBN2.30120U60	*	6000K	1195x295x33 mm	40 W	4680 lm	3880 lm
PBN2.60120U30	*	3000K	1195x595x34 mm	58 W	5820 lm	5220 lm
PBN2.60120U40	*	4000K	1195x595x34 mm	58 W	6426 lm	5626 lm
PBN2.60120U60	*	6000K	1195x595x34 mm	58 W	6426 lm	5626 lm

\* Dimming Opt.


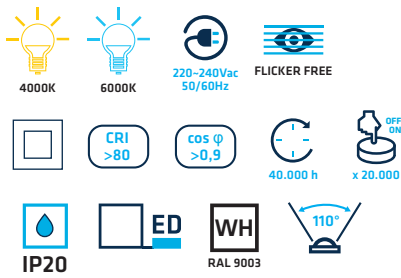
D1	0-10V	D5	CASAMBI
D2	DALI	TC	TRIAC

\* Optional

UE	EU DRIVER	S2	LIGHT SENSOR
E	EMERGENCY KIT		

# EXAPOLIS

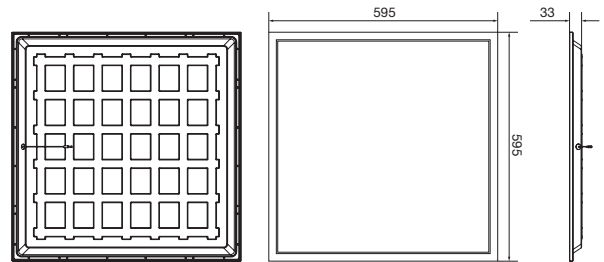
ECO PBE2.



• Materials



• Accessories



Measures (mm).

Icon	CCT	Icon	W	Icon	Icon
PBE2.606040	● 4000K	595x595x33 mm	40 W	4800 lm	4000 lm
PBE2.606060	● 6000K	595x595x33 mm	40 W	4800 lm	4000 lm

# PANELES. ACCESSORIES / ACCESSORI / ACCESSOIRES.



## SURFACE / SUPERFICIE / SURFACE

60x60



### ASM60X60V3

Surface mounting frame accessory.  
Accessorio di superficie a cornice.  
Accessoire cadre surface.

30x120



### ASM30X120V3

Surface mounting frame accessory.  
Accessorio di superficie a cornice.  
Accessoire cadre surface.

60x120



### ASM60X120V3

Surface mounting frame accessory.  
Accessorio di superficie a cornice.  
Accessoire cadre surface.



## RECESSED / INCASSO / ENCASTRER

60x60



### AEP60X60V3 (4 uds.)

Recessed mounting clips.  
Accessorio da incasso a pinze.  
Accessoire à encastrer ressorts.

30x120 60x120



### AEP120V3 (6 uds.)

Recessed mounting clips.  
Accessorio da incasso a pinze.  
Accessoire à encastrer ressorts.



## SUSPENSION / SOSPENSIONE / SUSPENSION

60x60



### AS60X60V3

Suspension kit.  
Accessorio di sospensione.  
Accessoire suspension.

30x120 60x120



### AS120V3

Suspension kit.  
Accessorio di sospensione.  
Accessoire suspension.

# IVO SENSOR

**ECO** PRIS

- 4000K
- 6000K
- 220-240Vac  
50Hz
- 120°
- CRI >80
- cos φ >0,9
- 30.000 h
- OFF ON  
x 15.000
- IP65
- IK07
- ID
- BL  
RAL 9005


• Materials

- GLASS  
DIFFUSER
- AL  
BODY

• Included

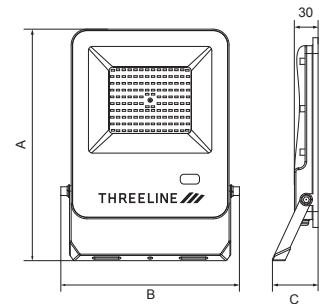
- Internal motion sensor
- Remote control
- 1 m cable

• Certif.



Internal motion sensor

	A	B	C
PRIS20	160	120	49
PRIS30	225	160	58
PRIS50	250	180	58

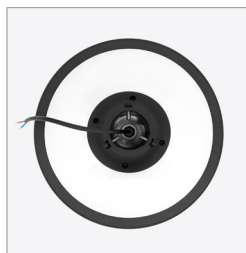



Measures (mm).

Model	CCT	W	Beam Angle	Light Output
PRIS20401202	4000K	20 W	120°	2400 lm
PRIS20601202	6000K	20 W	120°	2000 lm
PRIS30401202	4000K	30 W	120°	3600 lm
PRIS30601202	6000K	30 W	120°	3000 lm
PRIS50401202	4000K	50 W	120°	7000 lm
PRIS50601202	6000K	50 W	120°	6000 lm

# GROEN

PRO GRN



- 4000K
- 220-240Vac  
50/60Hz
- 5 YEARS WARRANTY
- FLICKER FREE
- 110°
- cos φ >0,9
- 50.000 h
- x 25.000
- IK07
- IP65
- ID
- BL

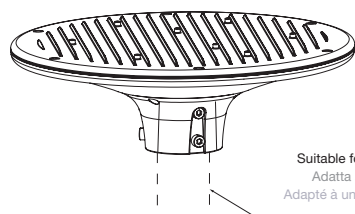
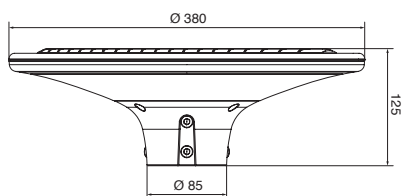
• Materials

- PC  
DIFFUSER
- AL  
BODY

• Included

- 10kV/  
10kA  
SURGE PROTECTOR

• Certif.



Suitable for Ø 40-60 mm poles.  
Adatta a pali di Ø 40-60 mm.  
Adapté à un mât de Ø 40-60 mm.

Measures (mm).

Series	Beam Angle	CCT	W	Light Output	Light Output
GRN2040110	110°	● 4000K	20 W	2200 lm	2000 lm
GRN3040110	110°	● 4000K	30 W	3300 lm	3000 lm
GRN5040110	110°	● 4000K	50 W	5500 lm	5000 lm

# APOLO GU10

**PREMIUM** CRPOL2. / EMPOL2. / SPPOL2.

**BL** RAL 9005  
**WH** RAL 9003  
**GU10**



• Materials

**AL**  
BODY

• Certif.



Honeycomb included.



GU10 lamp not included.

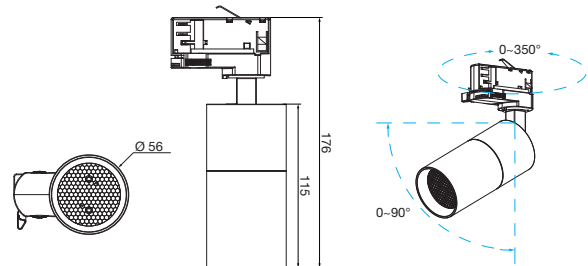
## TRACKLIGHT / TRACKLIGHT / TRACKLIGHT



**CRPOL2.GU10N**



**CRPOL2.GU10B**



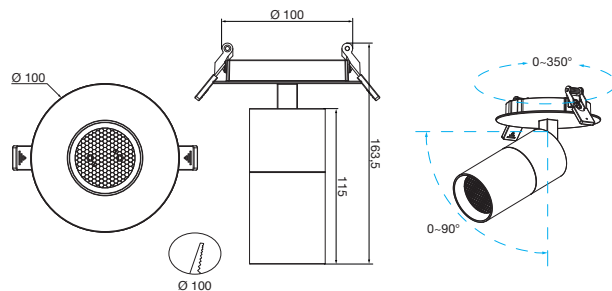
## RECESSED / ENCASTRAR / ENCASTRER



**EMPOL2.GU10N**



**EMPOL2.GU10B**



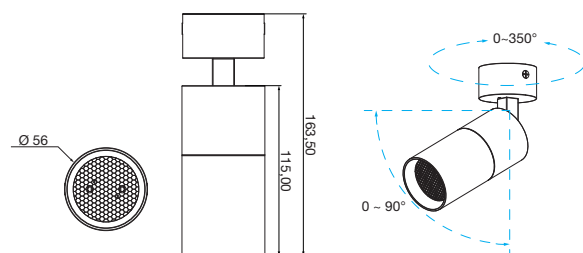
## SURFACE / SUPERFICIE / SURFACE



**SPPOL2.GU10N**



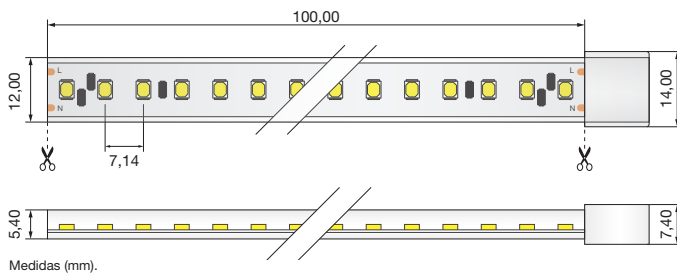
**SPPOL2.GU10B**



Measures (mm).



## 220VAC PRO



50 m		CCT	W			
HV15P630L5	HV15P630LM	3000K	15 W/m	2025 lm/m	1800 lm/m	120 lm/W
HV15P640L5	HV15P640LM	4000K	15 W/m	2130 lm/m	1830 lm/m	122 lm/W
HV15P660L5	HV15P660LM	6000K	15 W/m	2130 lm/m	1830 lm/m	122 lm/W

**PRO HV15P** **A ↑ G E**

**15 W/m**
**SMD2835**
**140 LEDs/m**
**100 mm**

**3000K**
**4000K**
**6000K**
**230Vac**
**IP65**

**CRI >80**
**30.000 h**
**116°**

• Accessories included (50 m reel)

STRIP TO POWER SUPPLY CONNECTOR AND FUSE



CTFHVP (Cable 1 m)

END CAP

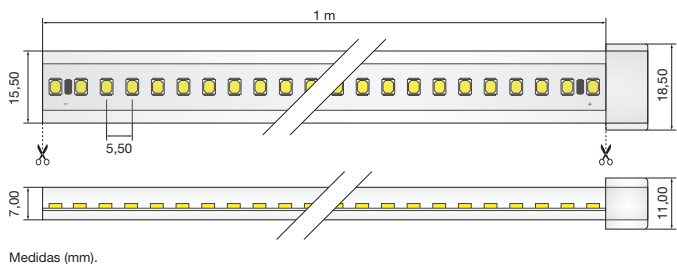


TFHVP

• Certif.



## 220VAC WORK



50 m	CCT	W			
HV9T640L5	4000K	9 W/m	1206 lm/m	980 lm/m	114 lm/W
HV9T665L5	6500K	9 W/m	1188 lm/m	960 lm/m	112 lm/W

**PRO HV9T** **A ↑ G E**

**9 W/m**
**SMD2835**
**180 LEDs/m**
**1 m**

**6500K**
**4000K**
**230Vac**
**IP65**
**112°**

**CRI >80**
**20.000 h**

• Accessories included (50 m reel)

STRIP CONNECTOR WITH RECTIFIER



CTCHVT (1,5 m cable)

END CAP



TFHVT

• Certif.



# METAL RING

PRO RINGA




• Materials



• Included



• Certif.



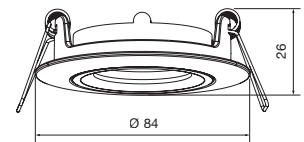
RINGARF1200



RINGARF1222



RINGARF1244



Measures (mm).

# METAL RING

PRO RINGA



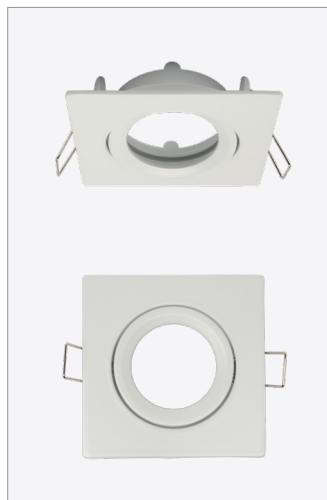
• Materials




• Included




• Certif.



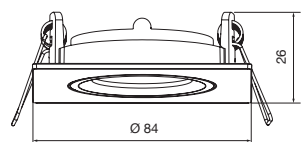
RINGACF1200



RINGACF1222



RINGACF1244



Measures (mm).

## METAL RING

PRO RINGA



• Materials



• Included



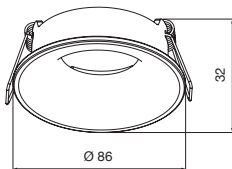
• Certif.



RNGARF4200



RNGARF4222



Measures (mm).

## METAL RING

PRO RINGA



• Materials



• Included



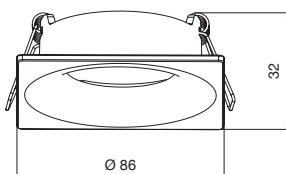
• Certif.



RNGACF4200



RNGACF4222



Measures (mm).

# METAL RING

PRO RINGA



• Materials




• Included



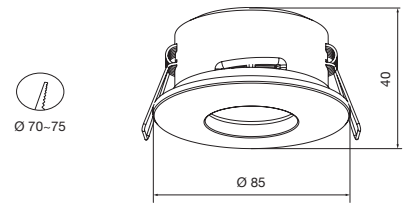
• Certif.



RNGARF2600



RNGARF2622



Measures (mm).

# METAL RING

PRO RINGA




• Materials




• Included



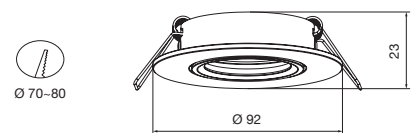
• Certif.



RNGARF3200



RNGARF3222



Measures (mm).

# METAL RING

PRO RINGA



GU10



RAL 9003



RAL 9005

• Materials



BODY

• Included



GU10 CONNECTOR

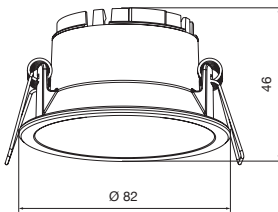
• Certif.



RNGARF2200



RNGARF2222



Measures (mm).

Measures (mm).

# PLASTIC RING

ECO RNGP



• Materials




• Included



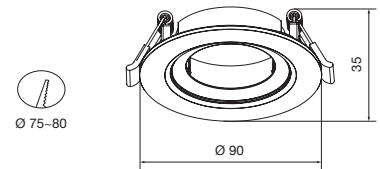
• Certif.



RNGPRF1200



RNGPRF1222



Measures (mm).

# PLASTIC RING

ECO RNGP



• Materials




• Included



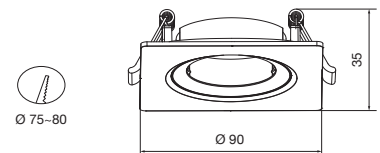
• Certif.



RNGPCF1200



RNGPCF1222



Measures (mm).

# PLASTIC RING

ECO RINGP



GU10



• Materials



BODY

• Included



GU10 CONNECTOR

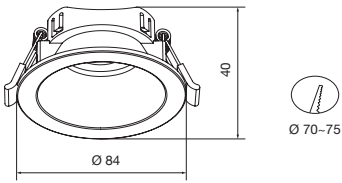
• Certif.



RNGPRF2200



RNGPRF2222



Measures (mm).

**THREELINE** 



[ThreelineGroup.com](https://ThreelineGroup.com)