

THREELINE 



2024/25

ES | PT

THREELINE 

Índice

06 DOWNLIGHTS

ARIZONA DLA 06-07

Acces. / Acess.

CCT SWITCH
 <19
 LOW UGR
 IP54
 A+ G
 OPCIONAL

10W | 15W | 20W | 24W | 35W

ADLA
 ASDLA + ADLA

NEBRASKA DLN 08-09

Acces. / Acess.

CCT SWITCH
 FLICKER FREE
 ASC
 ASR

9W | 12W | 18W | 24W

NEVADA+ ND 10

CCT SWITCH
 FLICKER FREE
 OPCIONAL

6W | 9W | 12W | 18W | 24W

VERA MDV 11

Acces. / Acess.

CCT SWITCH
 IP20
 IP54
 FLICKER FREE

PLATA / PRATA
 AR1-MDV7
 NEGRO / PRETO
 AR2-MDV7

7W

ALBA MDA 12

CCT SWITCH
 IP20
 IP65
 FLICKER FREE

6W

DANA MDD 13

Accesorios / Acessórios

IP20
 IP65

PLATA PRATA	NEGRO PRETO	NIQUEL NÍQUEL	CROMADO CROMADO
AR1-MDD	AR2-MDD	AR3-MDD	AR4-MDD
AC1-MDD	AC2-MDD	AC3-MDD	AC4-MDD

4,8W

14 PLAFONES / PLAFONS

SEREN SRN 14-15

Acces. / Acess.

CCT SWITCH
 POWER SWITCH
 IP55
 IK08

AS-SRN0
 ASR-SRN0
 ATR-SRN0

13-18W | 17-24W | 22-32W

LUNA LNA 16-17

Acces. / Acess.

CCT SWITCH
 POWER SWITCH
 IP66
 IK10

AM2-LNA
 AML2-LNA

15-18-22W

18 PANELES / PANÉIS

ANNAPOLIS PBA

18

<19
LOW UGR

A+ G A

OPCIONAL



26W

NEAPOLIS PBN2.

19

<19
LOW UGR

OPCIONAL



60x60 40W | 30x120 40W | 60x120 58W

EXAPOLIS PBE2.

20

DE



40W

Accesorios / Acessórios

V3



ASM



AEP



AS

21

22 PROYECTORES / PROJETORES

IVO PRIS

22

IP65

IK07

1 m cable

Mando incluido

Comando incluido

20W | 30W | 50W

Sensor de movimiento interno



23 LUMINARIA VIAL

GROEN GRN

23


5
AÑOS DE GARANTÍA

4000K

IP65

IK07

20W | 30W | 50W



24 TRACKLIGHT

APOLO

GU10

CRPOL2.GU10

CR

EMPOL2.GU10

EM

SPPOL2.GU10

SP

Lámpara GU10 no incluida.

Lámpara GU10 não incluida.



24

25 TIRAS LED 220V / FITAS LED 220V

220VAC HV15P

25

IP65

15 W/m

140
LEDs/m

100 mm

Acces. CTFHVP
Acces. TFHVP



220VAC HV9T

25

IP65

9 W/m

180
LEDs/m

1000 mm

Acces. CTCHVT
Acces. TFHVT



26 METAL RING



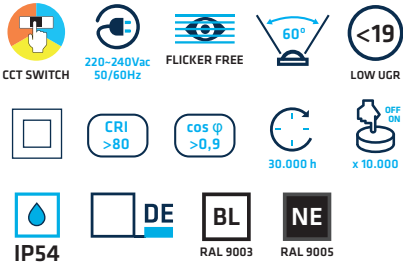


30 PLASTIC RING



ARIZONA

PRO **DLA**



• Material



• Certif.



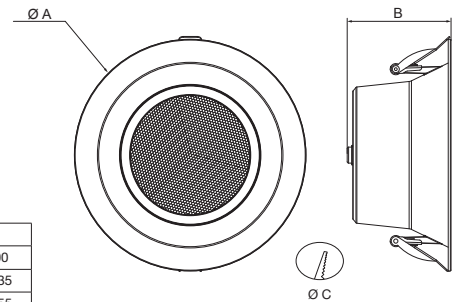
• Opc. de Reg.



• Opcional



• Accesorios / Acessórios



	A	B	C
DLA10UCCT	110	55	90-100
DLA15UCCT	145	70	120-135
DLA20UCCT	165	75	135-155
DLA24UCCT	194	80	160-180
DLA35UCCT	230	90	195-220

Medidas (mm).



CCT SWITCH

DLA	Options	W	CCT	lm	lm
DLA10UCCT0	□ *	10 W	● 3000K	1470 lm	1320 lm
DLA10UCCT2	■ *		● 4000K	1700 lm	1500 lm
			● 5700K	1580 lm	1380 lm
DLA15UCCT0	□ *	15 W	● 3000K	2385 lm	2160 lm
DLA15UCCT2	■ *		● 4000K	2670 lm	2370 lm
			● 5700K	2550 lm	2250 lm
DLA20UCCT0	□ *	20 W	● 3000K	3140 lm	2840 lm
DLA20UCCT2	■ *		● 4000K	3520 lm	3120 lm
			● 5700K	3360 lm	2960 lm
DLA24UCCT0	□ *	24 W	● 3000K	3936 lm	3576 lm
DLA24UCCT2	■ *		● 4000K	4512 lm	4032 lm
			● 5700K	4392 lm	3912 lm
DLA35UCCT0	□ *	35 W	● 3000K	5635 lm	5110 lm
DLA35UCCT2	■ *		● 4000K	6510 lm	5810 lm
			● 5700K	6265 lm	5565 lm

* Opc. de Reg.

* Opcional

D1 0-10V
D2 DALI / PUSH

UE UE DRIVER
E KIT EMERGENCIA

S1 SENSOR MOVIMIENTO
S2 SENSOR LUMINOSIDAD

ARIZONA. ACCESORIOS / ACESSÓRIOS.



SUPERFICIE / SUPERFÍCIE

Accesorio de superficie para DLA. (Luminaria no incluida).

Acessório de superfície para DLA. (Luminária não incluída).



IIIIII		W
ADLA10S0	<input type="checkbox"/>	10 W
ADLA10S2	<input checked="" type="checkbox"/>	
ADLA15S0	<input type="checkbox"/>	15 W
ADLA15S2	<input checked="" type="checkbox"/>	
ADLA20S0	<input type="checkbox"/>	20 W
ADLA20S2	<input checked="" type="checkbox"/>	
ADLA24S0	<input type="checkbox"/>	24 W
ADLA24S2	<input checked="" type="checkbox"/>	



SUSPENSIÓN / SUSPENSÃO

Accesorio suspensión para DLA. (Luminaria no incluida).

Acessório de suspensão para DLA. (Luminária não incluída).



IIIIII		W
ASDLA0 + ADLA10S0	<input type="checkbox"/>	10 W
ASDLA2 + ADLA10S2	<input checked="" type="checkbox"/>	
ASDLA0 + ADLA15S0	<input type="checkbox"/>	15 W
ASDLA2 + ADLA15S2	<input checked="" type="checkbox"/>	
ASDLA0 + ADLA20S0	<input type="checkbox"/>	20 W
ASDLA2 + ADLA20S2	<input checked="" type="checkbox"/>	
ASDLA0 + ADLA24S0	<input type="checkbox"/>	24 W
ASDLA2 + ADLA24S2	<input checked="" type="checkbox"/>	

NEBRASKA

ECO DLN



CCT SWITCH



220-240Vac
50/60Hz



FLICKER FREE



110°



CRI
>80

cos φ
>0,7



25.000 h



x 10.000



IP20



DI



BL
RAL 9003

• Material





DIFUSOR



CUERPO

• Certif.



• Opcional



Ref. KEU603



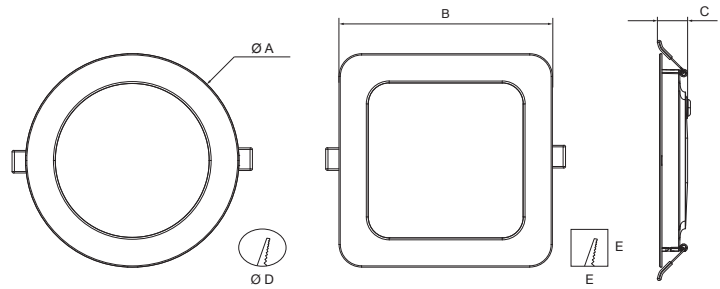
DN-OFF
Ref. SP20

• Accesorios / Acessórios

SUPERFICIE



ASR ASC



	A	B	C	D	E
DLN9	126	120	26	105-115	105-115
DLN12	145	145	26	125-135	125-135
DLN18	170	170	26	148-160	148-160
DLN24	225	225	26	200-215	200-215

Medidas (mm).



CCT SWITCH

Icon 1	Icon 2	OPCIONES	W	CCT	Icon 3	Icon 4
DLN9RCCT	DLN9CCCT	*	9 W	● 3000K ● 4000K ● 6000K	855 lm	720 lm
DLN12RCCT	DLN12CCCT	*	12 W	● 3000K ● 4000K ● 6000K	1140 lm	960 lm
DLN18RCCT	DLN18CCCT	*	18 W	● 3000K ● 4000K ● 6000K	1800 lm	1530 lm
DLN24RCCT	DLN24CCCT	*	24 W	● 3000K ● 4000K ● 6000K	2400 lm	2040 lm

* Opcional

E KIT EMERGENCIA

S1

SENSOR MOVIMIENTO

NEBRASKA. ACCESORIOS / ACESSÓRIOS.




SUPERFICIE / SUPERFÍCIE



Accesorio de superficie redondo para DLN.
(Luminaria no incluída).

Acessório de superfície redondo para DLN.
(Luminária não incluída).



	W
ASR-DLN9	9 W
ASR-DLN12	12 W
ASR-DLN18	18 W
ASR-DLN24	24 W




SUPERFICIE / SUPERFÍCIE



Accesorio de superficie cuadrado para DLN.
(Luminaria no incluída).

Acessório de superfície quadrado para DLN.
(Luminária não incluída).



	W
ASC-DLN9	9 W
ASC-DLN12	12 W
ASC-DLN18	18 W
ASC-DLN24	24 W

NEVADA+

PRO ND



CCT SWITCH



220-240Vac
50/60Hz



FLICKER FREE



120°



IP20



CRI
>80



cos φ
>0,7



30.000 h



x 10.000



IP20



DE



BL
RAL 9003

• Material



DIFUSOR



CUERPO

• Certif.



• Opc. de Reg.



0-10V



DALI



TRIAC



CASAMBI

• Opcional



UE DRIVER



Ref. KEU603



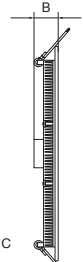
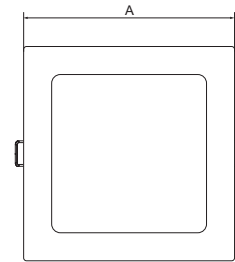
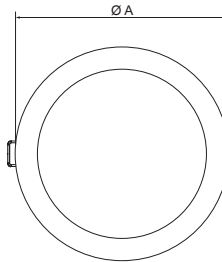

ON-OFF
Ref. SP20



0-10V
Ref. SL20



CCT SWITCH



	A	B	C
ND6	120	20	110
ND9	143	20	130
ND12	170	20	155
ND18	220	20	205
ND24	300	20	280

Medidas (mm).

Icon	Icon	OPCIONES	W	CCT	Icon	Icon
ND6RCCT	ND6CCCT	*	6 W	● 3000K ● 4000K ● 6000K	327 lm	312 lm
ND9RCCT	ND9CCCT	*	9 W	● 3000K ● 4000K ● 6000K	645 lm	630 lm
ND12RCCT	ND12CCCT	*	12 W	● 3000K ● 4000K ● 6000K	795 lm	780 lm
ND18RCCT	ND18CCCT	*	18 W	● 3000K ● 4000K ● 6000K	1383 lm	1368 lm
ND24RCCT	ND24CCCT	*	24 W	● 3000K ● 4000K ● 6000K	1647 lm	1632 lm

* Opc. de Reg.

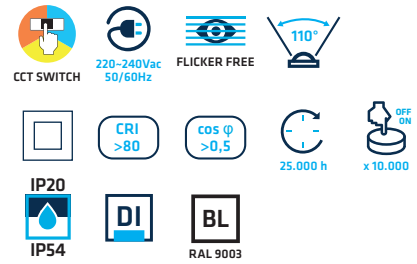

D1 0-10V TC TRIAC (9-12-18-24W)
D2 DALI D5 CASAMBI

* Opcional

UE UE DRIVER S1 SENSOR MOVIMIENTO
E KIT EMERGENCIA S2 SENSOR LUMINOSIDAD

VERA

ECO MDV



• Material



• Certif.



• Opcional

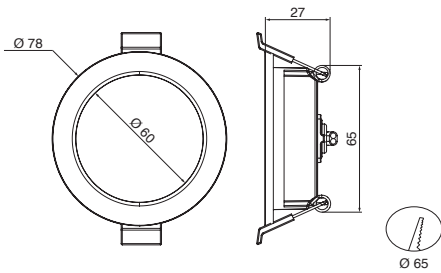


Ref. KEL101

• Accesorios / Acessórios

PLATA / PRATA

NEGRO / PRETO




Measures (mm).



Icon	OPCIONES	CCT	W	Beam Angle	Light Output
	*	7 W	● 3000K ● 4000K ● 6500K	N	635 lm
					530 lm
					740 lm
					600 lm
					700 lm
					560 lm

* Opcional
E KIT DE EMERGENCIA

VERA. ACCESORIOS / ACESSÓRIOS.



Icon	Color
○	PL
○	NE

ALBA

ECO MDA



CCT SWITCH



220-240Vac
50/60Hz



FLICKER FREE



120°



IP20
IP65



CRI
>80



cos φ
>0,65



30.000 h



DI



BL
RAL 9003



NE
RAL 9005



• Material



DIFUSOR



CUERPO



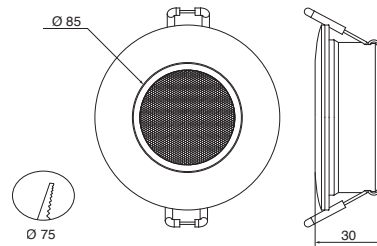
ARO

• Opcional



Ref. KEL101

• Certif.



Measures (mm).

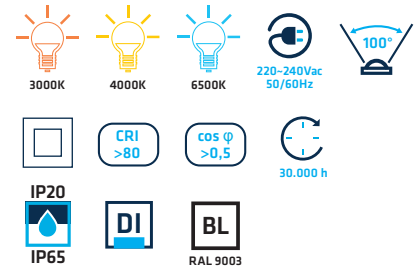


CCT SWITCH

IIIIII	OPCIONES		W	CCT		
MDA665CCT0	*	<input type="checkbox"/>	6 W	● 3000K	640 lm	600 lm
MDA665CCT2	*	<input checked="" type="checkbox"/>		● 4000K	720 lm	600 lm
				● 6500K	720 lm	600 lm
		* Opcional				
		E KIT DE EMERGENCIA				

DANA

ECO MDD



• Material



• Certif.



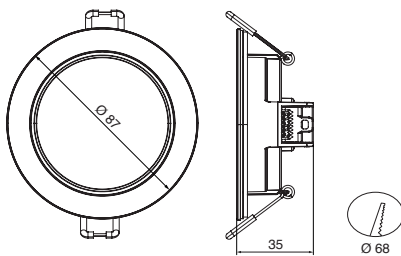
• Accesorios / Acessórios



• Opcional



Ref. KEL101



Measures (mm).

IIIIII	OPCIONES	W	CCT	N IIIIII	IIIIII
MDD565300	*		● 3000K	482 lm	410 lm
MDD565400	*	4,8 W	● 4000K	546 lm	450 lm
MDD565650	*		● 6500K	556 lm	460 lm

* Opcional

E KIT DE EMERGENCIA


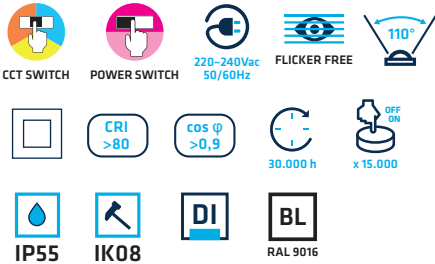
DANA. ACCESORIOS / ACESSÓRIOS.



IIIIII ○	IIIIII □	IIIIII
AR1-MDD	AC1-MDD	■ PL
AR2-MDD	AC2-MDD	■ NE
AR3-MDD	AC3-MDD	■ NQ
AR4-MDD	AC4-MDD	■ CR

SEREN

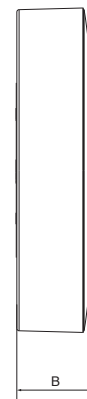
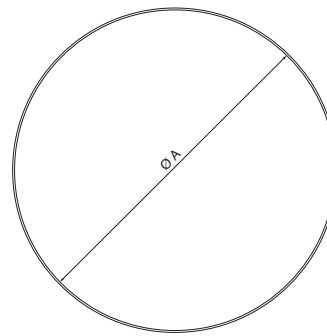
PRO SRN



• Material

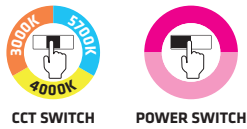
PP

• Certif.



Medidas (mm).

	A	B
SRN1318	280	68
SRN1724	360	72
SRN2232	410	76



	W	CCT		
SRN1318CCT0	13 W	● 3000K	1615 lm	1420 lm
		● 4000K	1805 lm	1545 lm
		● 5700K	1745 lm	1485 lm
SRN1724CCT0	18 W	● 3000K	2234 lm	1970 lm
		● 4000K	2409 lm	2050 lm
		● 5700K	2329 lm	1970 lm
SRN1724CCT0	17 W	● 3000K	2150 lm	1955 lm
		● 4000K	2385 lm	2125 lm
		● 5700K	2300 lm	2040 lm
SRN2232CCT0	24 W	● 3000K	2909 lm	2640 lm
		● 4000K	3240 lm	2880 lm
		● 5700K	3119 lm	2760 lm
SRN2232CCT0	22 W	● 3000K	2750 lm	2420 lm
		● 4000K	3080 lm	2640 lm
		● 5700K	2970 lm	2530 lm
SRN2232CCT0	32 W	● 3000K	3840 lm	3360 lm
		● 4000K	4320 lm	3680 lm
		● 5700K	4160 lm	3520 lm

SEREN. ACCESORIOS / ACESSÓRIOS.



SUPERFICIE ROTATORIO / SUPERFÍCIE ROTATÓRIO



Ejemplo de instalación.

ASR-SRNO

Accesorio de superficie rotatorio para SRN.
(Luminaria no incluida).

Acessório de superfície rotatório para SRN.
(Luminária não incluída).



RAL 9016



SUSPENSIÓN / SUSPENSÃO



Ejemplo de instalación.

AS-SRNO

Accesorio suspensión para SRN.
(Luminaria no incluida).

Acessório suspensão para SRN.
(Luminária não incluída).



RAL 9016



TRACKLIGHT / TRACKLIGHT



Ejemplo de instalación.

ATR-SRNO

Accesorio tracklight para SRN.
(Luminaria no incluida).

Acessório tracklight para SRN.
(Luminária não incluída).



RAL 9016

LUNA

PRO LNA



CCT SWITCH



POWER SWITCH



220-240Vac
50/60Hz



FLICKER FREE



110°



IP66



IK10



cos φ
>0,9



50.000 h



x 20.000



DI



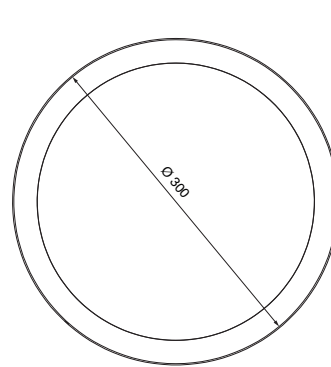
BL
RAL 9016



• Material



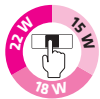
• Certif.



Medidas (mm).



CCT SWITCH



POWER SWITCH

IIIIII	W	CCT	N	
LNA1522CCT0	15 W	● 3000K	2075 lm	1850 lm
		● 4000K	2300 lm	2000 lm
	18 W	● 3000K	2520 lm	2250 lm
		● 4000K	2760 lm	2400 lm
	22 W	● 3000K	2980 lm	2650 lm
		● 4000K	3240 lm	2800 lm

LUNA. ACCESORIOS / ACESSÓRIOS.

MARCO NEGRO / MOLDURA PRETA



AM2-LNA

Marco negro para LNA.
(Luminaria no incluída).

Moldura preta para LNA.
(Luminária não incluída).

NE

MARCO MEDIA LUNA / MOLDURA PRETA MEIA-LUA



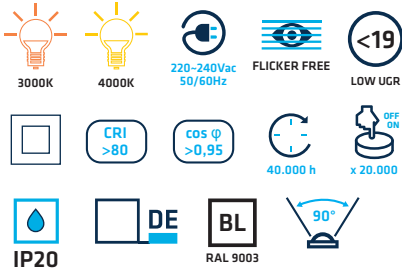
AML2-LNA

Marco media luna negro para LNA.
(Luminaria no incluída).

Moldura preta em meia-lua para LNA.
(Luminária não incluída).

NE

ANNAPOLIS



• Material



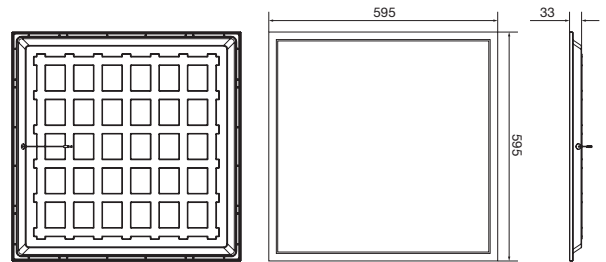
• Opc. de Reg.



• Opcional



• Accesorios / Acessórios



Medidas (mm).

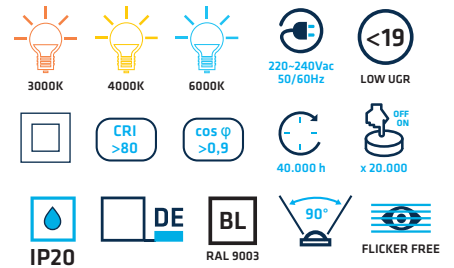
• Certif.



IIIIII	OPCIONES	CCT	—	W	☀	☀
PBA6060U30	*	● 3000K	595x595x33 mm	26 W	4140 lm	3750 lm
PBA6060U40	*	● 4000K	595x595x33 mm	26 W	4550 lm	4030 lm
* Opc. de Reg.				* Opcional		
	D1	0-10V	D5	CASAMBI	UE	UE DRIVER
	D2	DALI			E	KIT EMERGENCIA

NEAPOLIS

PRO PBN2.



• Material

• Opcional



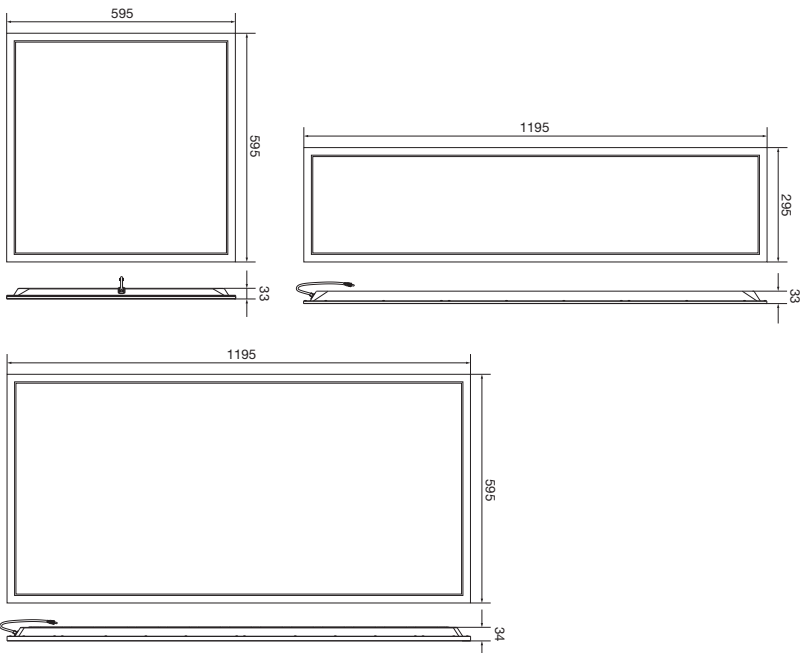
• Opc. de Reg.

• Certif.



• Accesorios / Acessórios

	SUPERFICIE	EMPOTRAR	SUSPENSIÓN
Panel			
60x60	ASM60X60V3	AEP60X60V3	AS60X60V3
30x120	ASM30X120V3	AEP120V3	AS120V3
60x120	ASM60X120V3	AEP120V3	AS120V3



Medidas (mm).

IIIIII	OPTIONS	CCT	≡	W	⌒	⌒
PBN2.6060U30	*	3000K	595x595x33 mm	40 W	4200 lm	3605 lm
PBN2.6060U40	*	4000K	595x595x33 mm	40 W	4680 lm	3880 lm
PBN2.6060U60	*	6000K	595x595x33 mm	40 W	4680 lm	3880 lm
PBN2.30120U30	*	3000K	1195x295x33 mm	40 W	4200 lm	3605 lm
PBN2.30120U40	*	4000K	1195x295x33 mm	40 W	4680 lm	3880 lm
PBN2.30120U60	*	6000K	1195x295x33 mm	40 W	4680 lm	3880 lm
PBN2.60120U30	*	3000K	1195x595x34 mm	58 W	5820 lm	5220 lm
PBN2.60120U40	*	4000K	1195x595x34 mm	58 W	6426 lm	5626 lm
PBN2.60120U60	*	6000K	1195x595x34 mm	58 W	6426 lm	5626 lm

* Opc. de Reg.


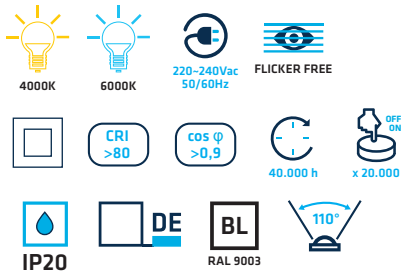
D1	0-10V	D5	CASAMBI
D2	DALI	TC	TRIAC

* Opcional

UE	UE DRIVER	S2	SENSOR LUMINOSIDAD
E	KIT EMERGENCIA		

EXAPOLIS

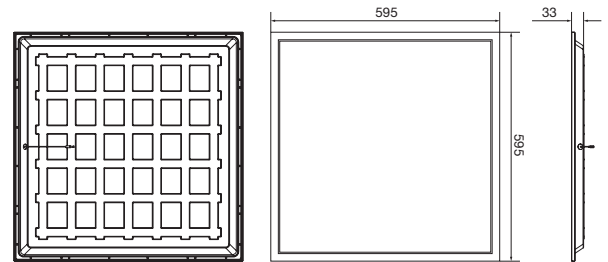
ECO PBE2.



• Material



• Accesorios / Acessórios



Medidas (mm).

Icon	CCT	Icon	W	Icon	Icon
PBE2.606040	● 4000K	595x595x33 mm	40 W	4800 lm	4000 lm
PBE2.606060	● 6000K	595x595x33 mm	40 W	4800 lm	4000 lm

PANELES. ACCESORIOS / ACESSÓRIOS.



SUPERFICIE / SUPERFÍCIE

60x60



ASM60X60V3

Accesorio superficie marco.
Acessório superfície com aro.

30x120



ASM30X120V3

Accesorio superficie marco.
Acessório superfície com aro.

60x120



ASM60X120V3

Accesorio superficie marco.
Acessório superfície com aro.



EMPOTRAR / ENCASTRAR

60x60



AEP60X60V3 (4 uds.)

Accesorio empotrar pinzas.
Acessório encastrar com molas.

30x120 60x120



AEP120V3 (6 uds.)

Accesorio empotrar pinzas.
Acessório encastrar com molas.



SUSPENSIÓN / SUSPENSÃO

60x60



AS60X60V3

Accesorio suspensión.
Acessório suspensão.

30x120 60x120



AS120V3

Accesorio suspensión.
Acessório suspensão.

IVO SENSOR

ECO PRIS




• Material



• Incluido

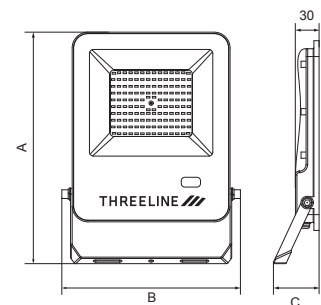


• Certif.



SENSOR MOVIMIENTO INTERNO

	A	B	C
PRIS20	160	120	49
PRIS30	225	160	58
PRIS50	250	180	58

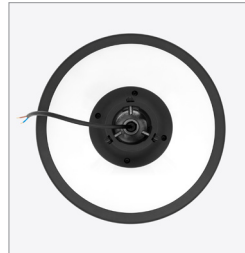



Medidas (mm).

IIIIII	CCT	Icon	W	Beam	Light
PRIS20401202	● 4000K	■	20 W	2400 lm	2000 lm
PRIS20601202	● 6000K	■	20 W	2400 lm	2000 lm
PRIS30401202	● 4000K	■	30 W	3600 lm	3000 lm
PRIS30601202	● 6000K	■	30 W	3600 lm	3000 lm
PRIS50401202	● 4000K	■	50 W	7000 lm	6000 lm
PRIS50601202	● 6000K	■	50 W	7000 lm	6000 lm

GROEN

PRO GRN



- 4000K
- 220-240Vac
50/60Hz
- 5 AÑOS DE GARANTÍA
- FLICKER FREE
- 110°
-
- CRI >80
- cos φ >0,9
- 50.000 h
- x 25.000
- IK07
- IP65
- DI
- NE

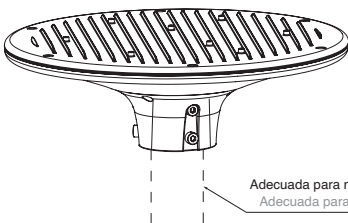
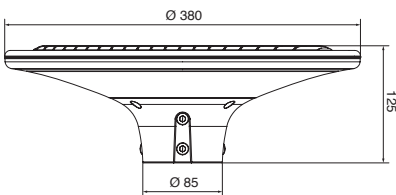
• Material

- PC
DIFUSOR
- AL
CUERPO

• Incluido

- 10kV/
10kA
PROTECTOR
SOBRETENSIONES

• Certif.



Adecuada para mástiles de Ø 40-60 mm
Adecuada para postes de Ø 40-60 mm

Medidas (mm).

Modelo	Ángulo	CCT	W	Flujo luminoso	Flujo luminoso
GRN2040110	110°	● 4000K	20 W	2200 lm	2000 lm
GRN3040110	110°	● 4000K	30 W	3300 lm	3000 lm
GRN5040110	110°	● 4000K	50 W	5500 lm	5000 lm

APOLO GU10

PREMIUM CRPOL2. / EMPOL2. / SPPOL2.

NE RAL 9005
BL RAL 9003
GU10



• Material

AL
CUERPO

• Certif.



Honeycomb incluido.



Lámpara GU10 no incluida. / Lâmpada não incluída.

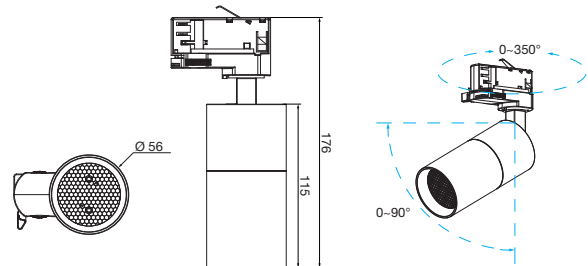
TRACKLIGHT / TRACKLIGHT



CRPOL2.GU10N



CRPOL2.GU10B



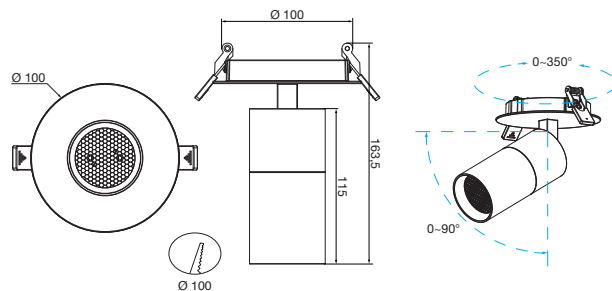
EMPOTRAR / ENCASTRAR



EMPOL2.GU10N



EMPOL2.GU10B



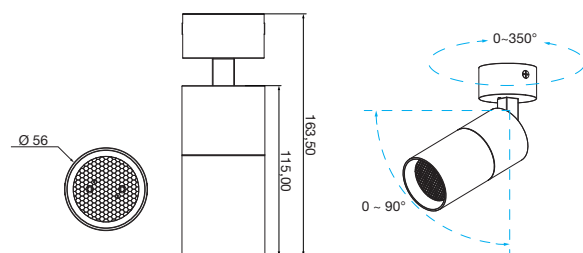
SUPERFICIE / SUPERFÍCIE



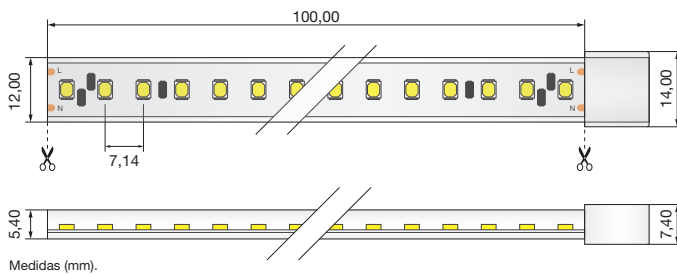
SPPOL2.GU10N



SPPOL2.GU10B



Medidas (mm).



50 m		CCT	W			
HV15P630L5	HV15P630LM	3000K	15 W/m	2025 lm/m	1800 lm/m	120 lm/W
HV15P640L5	HV15P640LM	4000K	15 W/m	2130 lm/m	1830 lm/m	122 lm/W
HV15P660L5	HV15P660LM	6000K	15 W/m	2130 lm/m	1830 lm/m	122 lm/W

220VAC PRO

PRO HV15P **A G E**

15 W/m
 SMD2835
 140 LEDs/m
 100 mm
 3000K
 4000K
 6000K
 230Vac
 IP65
 CRI >80
 30.000 h
 116°

• Accesorios incluidos (Rollo 50 m)

CONECTOR TIRA-FUENTE Y FUSIBLE
LIGADOR DE FORNECIMENTO COM FUSÍVEL

TAPA FINAL
TAMPA FINAL

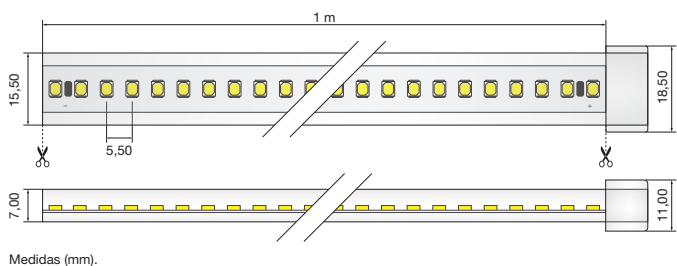


CTFHVP (Cable 1 m)



TFHVP

• Certif.



50 m	CCT	W			
HV9T640L5	4000K	9 W/m	1206 lm/m	980 lm/m	114 lm/W
HV9T665L5	6500K	9 W/m	1188 lm/m	960 lm/m	112 lm/W

220VAC WORK

PRO HV9T **A G E**

9 W/m
 SMD2835
 180 LEDs/m
 1 m
 6500K
 4000K
 230Vac
 IP65
 112°
 CRI >80
 20.000 h


• Accesorios incluidos (Rollo 50 m)

CONECTOR CON RECTIFICADOR
LIGADOR COM RETIFICADOR

TAPA FINAL
TAMPA FINAL



CTCHVT (Cable 1,5 m)



TFHVT

• Certif.



METAL RING

PRO **RNGA**




• Material



• Incluido



• Certif.



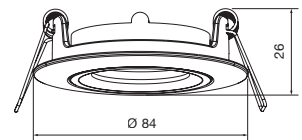
RNGARF1200



RNGARF1222



RNGARF1244



Medidas (mm).

METAL RING

PRO **RNGA**



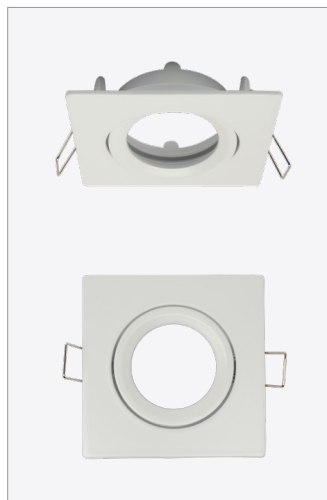
• Material




• Incluido




• Certif.



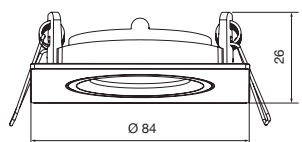
RNGACF1200



RNGACF1222



RNGACF1244



Medidas (mm).

METAL RING

PRO RINGA



• Material



• Incluido



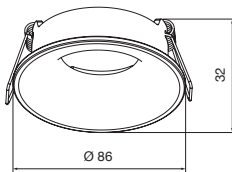
• Certif.



RNGARF4200



RNGARF4222



Medidas (mm).

METAL RING

PRO RINGA



• Material



• Incluido



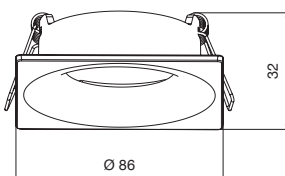
• Certif.



RNGACF4200



RNGACF4222



Medidas (mm).

METAL RING

PRO RNGA



• Material




• Incluido



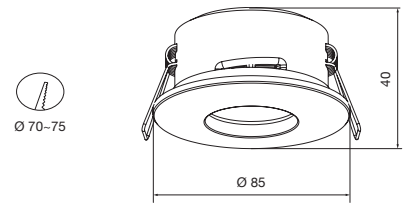
• Certif.



RNGARF2600



RNGARF2622



Measures (mm).

METAL RING

PRO RNGA



THREELINE
ACABADO ARENA
ACABAMENTO AREIA

• Material



• Incluido



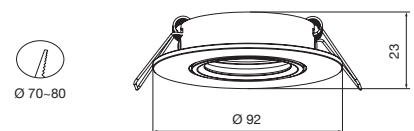
• Certif.



RNGARF3200



RNGARF3222



Medidas (mm).

METAL RING

PRO RINGA



• Material



CUERPO

• Incluido



CONECTOR GU10

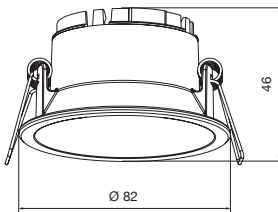
• Certif.



RNGARF2200



RNGARF2222



Measures (mm).

Medidas (mm).

PLASTIC RING

ECO RNGP



• Material



• Incluido



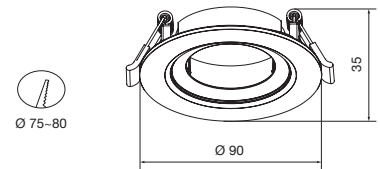
• Certif.



RNGPRF1200



RNGPRF1222



Medidas (mm).

PLASTIC RING

ECO RNGP



• Material




• Incluido



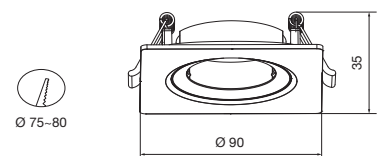
• Certif.



RNGPCF1200



RNGPCF1222



Medidas (mm).

PLASTIC RING

ECO RINGP



GU10



• Material



CUERPO

• Incluido



CONECTOR GU10

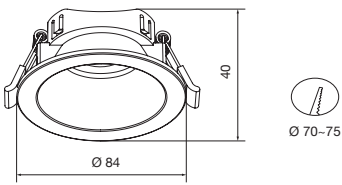
• Certif.



RNGPRF2200



RNGPRF2222



Medidas (mm).

THREELINE 



ThreelineGroup.com