2025
CATALOGUE

THREELINE

TECHNICAL INDOOR | OFFICE | RETAIL
INDUSTRIAL | SPORT | STREET URBAN

THREELINE

THREELINE

Indoor Lighting
Illuminazione Indoor 44

Outdoor Lighting
Illuminazione Outdoor 146

Industrial Lighting
Illuminazione Industriale 208

Sorgenti Luminose
Light Sources 242

Electronics
Elettronica 268

ThreelineGroup.com

DOWNLIGHT / DOWNLIGHT 46/47

48/49
ARIZONA & ACC.
DLA

50
INDIANA
DLI

51
BOSTON SMART
DLB SMT

52/53
BOSTON & ACC.
DLB

54
OREGON+
DLO40R / DLO60R

55
OREGON+
DLO40C / DLO60C

56
CALIFORNIA+
OFD

57
ALASKA
DL25

58
DELAWARE
DL10NR / DL16NR

59
DELAWARE
DL25NC / DL25NR

60
NEVADA+
NDR / NDC

61
NEVADA+
NDR-S / NDC-S

62
UTAH
DLU

63
MONTANA
DLM

64/65
NEBRASKA & ACC.
DLN

66
MISURI
MSR

67
MICHIGAN
DG20R

68
ACCESSORIES
AE / ANE

SPOTLIGHT / SPOTLIGHT 70/71

72
ALBA
MDA

73
DENA
MDD

74
VERA
MDV

75
IRIS
MINIDLO3

76
IRIS
MINIDLO7

77
IRIS
MINIDLO12

78-81
METAL RING
RNGA

82/83
PLASTIC RING
RNGP

PANELS / PANNELLI 84/85

86
ANNAPOLIS
PBA

87
ACROPOLIS
P6060EUGR65

88
METROPOLIS
P60X60EUGR9

89
TRIPOLIS
P6060UGR / P30120UGR
P60120UGR

90/91
MICROPOLIS & ACC.
P3030 / P3060

92
NEAPOLIS
PBN2.

93
EXAPOLIS
PBE2.

94/95
ACCESSORIES

Indoor Lighting Illuminazione Indoor

LINEAR PROFILES / LINEARI 96-101



102-106
SKYLINE
SKL

107
ACCESSORIES
SKL



108-112
TURIA
TLR

113-115
TURIA RECESSED
TLRE

116
ACCESSORIES
TLR / TLRE

118
ALTHEA
LTS

119
TIVE
T5R

CEILING LIGHTS / PLAFONI 120/121

122
SEREN
SRN

123
ACCESSORIES
SRN

124
LUNA
LNA

125
ACCESSORIES
LNA

126
CEILING+
CEL

127
TECTUM+
TCT

Indoor Lighting Illuminazione Indoor

TRACK LIGHT / TRACKLIGHT 128/129

130/131
APOLO
CRPOL2. / EMPOL2. / SPPOL2.

132
APOLO GU10
CRPOL2.GU10 / EMPOL2.GU10 / SPPOL2.GU10

133
HERMES
CRH3040C9CCT

134
ARES
CRA1420CCT

135
ARES
CRA2130CCT

136
METIS
MTS

138-141
TRACK
& ACCESSORIES

142-145
DALI TRACK
& ACCESSORIES

PROFESSIONAL FLOODLIGHTS / PROIETTORI PROFESSIONALI 148/149

150/151
OLYMPIC II

152/153
LIGHTING OF SPORTS FACILITIES OLP

154
OLYMPIC II
OLP0300

155
OLYMPIC II
OLP0600

156
OLYMPIC II
OLP0900

157
OLYMPIC II
OLP1200

158
OLYMPIC II
OLP1500

159
OLYMPIC II
OLP1800

160
PALAU

161
PALAU
QMP1040

162/163
PANAMA

164
PANAMA
PQM104NN7

165
PANAMA
PQM208NN7

166
PANAMA
PQM312NN7

167
PANAMA
PQM416NN7

168
PANAMA
PQM520NN7

PROFESSIONAL FLOODLIGHTS / PROIETTORI PROFESSIONALI 148/149

170/171
LYON

172/173
LIGHTING OF SPORTS FACILITIES PRL

174
LYON
OPT. & ACC.

175
LYON
PRL020 / PRL030

176
LYON
PRL050 / PRL080

177
LYON
PRL100 / PRL150

178
LYON
PRL200 / PRL240

179
LYON
PRL300 / PRL400

FLOODLIGHTS / PROIETTORI 180/181

182/183
IVO

184
IVO
PRI010 / PRI020
PRI030 / PRI050

185
IVO
PRI100 / PRI150
PRI200

186
IVO SENSOR
PRIS

187
IVO SOLAR
SPRI

188
IVO RGB+TW
PRIB

190
IPROY
IPRN10W / IPRN20W
IPRN30W / IPRN50W

191
IPROY
IPRN100W / IPRN150W
IPRN200W

Outdoor Lighting Illuminazione Outdoor

STREET / STRADALE 192/193

194
RUA

195
RUA “S”
CVS

196
RUA “M”
CVM

197
RUA “L”
CVL

198/199
ZONES

200
RETROFIT

201
NUIT
NUI

202
VILLA
VILLA_CV

203
FERNANDINA
FERNANDINA_CV

204
URBAN
URBANR_CV / URBANB_CV

205
KALE
KVS / KVM / KVL / KVXL

206
GROEN
GRN

208 Industrial Lighting Illuminazione Industriale

HIGHBAYS / CAMPANE 210/211

212/213
CLOE

214
CLOE
CQM104AG7

215
CLOE
CQM208AG7

216
CLOE
CQM312AG7

217
CLOE
CQM416AG7

218
CLOE
CQM520AG7



220/221
TELLY

222/223
LIGHTING OF SPORTS FACILITIES HBT

224
TELLY
HBT100 / HBT150

225
TELLY
HBT200

226
ISI

227
ISI
HBI100 / HBI150 / HBI200

ATEX / ATEX 228

229
FIUL
FIU060 / FIU100 / FIU150 / FIU200

Industrial Lighting Illuminazione Industriale

WATERPROOF FIXTURES / PLAFONIERE STAGNE 230/231

232/233
KATIA
PE1 / PE2

234/235
KLAUS
FEATURES

236
KLAUS HE
KLS

237
KLAUS
KLS

238
KLAUS
OPT. & ACC.

240/241
TAKAT
TKT

242 Light Sources Sorgenti Luminose

TUBES / TUBI 244/245

246
TIUB PLUS
T832

247
TIUB
T8GP

248
TIUB MEAT
T8FM

249
TIUB 24V
T824V

250
TIUB GLASS
T8EG

Light Sources Sorgenti Luminose

LIGHT BULBS / LAMPADE 252/253

254
BERILIO
LB10**D** CCT

254
LITIO
LN5**D** DW

255
LITIO
LN5W GU10

255
LITIO
LN5W GU5.3

256
LITIO
LN7W GU10 / LN7W**D**

257
LITIO
LC5W

257
HELIO
B80 / B95 / B120

258
ZINC
GN45 E14 / GN45 E27

259
ZINC
STDN12W E27

259
ZINC
GN37V E14

260/261
GOLD
GOLD45 / GOLD37V / GOLD60 / GOLD64 / GOLD95

262
PALADIO
PL20E G24 / PL40E G24
PL40E E27

263
PLUTONIO
PLL10W / PLL19W
PLL21W

263
GALIO
G42 / G94

264
TITANIO
PAR56

265
TITANIO
ACCESSORIES

266
CROMO
QR111N13 / QR111N13D

267
PLOMO
PAR20

267
PLOMO
PAR30 / PAR38
PAR38 VE

LUMINAIRE CONTROLLERS / CONTROLLER LAMPADE 270-273

PHASE-CUT

270
PHASE-CUT
PCD240W

0/1-10V

271
WALL
DIM110VRLT

271
WALL + RF
DIM110VRLTRT

271
WALL TOUCH
DIM110V4T

271
RF
DIM110VRT

DALI

272
DALI
DALI_TPB_C

272
DALI
DALIPS1

272
DALI
DALIPS2

273
DALI
R_DALI

273
DALI
DALI_USB

GATEWAY / GATEWAY 275-277

275
DALI → TRIAC
DALI_RDG2

275
CASAMBI → TRIAC
CSBTRIAC

275
DALI → 0/1-10V
PDALID110

276
CASAMBI → DALI - 0/1-10V
CSB110DA

276
PUSH → DALI
DALIXC

276
DMX → 0/1-10V
PDMX110

277
ZIGBEE → 0/1-10V
ZIGBEE-010V

277
DALI → PWM
DALI-PWM

POWER SUPPLIES / ALIMENTATORI 278/279

278
DRIVER TOTAL
DT250-700

278
DRIVER TOTAL
DT300-900

278
DRIVER TOTAL
DT700-1200

278
DRIVER TOTAL
DT700-1400

SENSORS / SENSORI 280-283

ON-OFF

280
ON-OFF
SP20

280
ON-OFF
SP65V2

1-10V

281
ON-OFF
SC65BV2

281
ON-OFF
SC65CV2

281
ON-OFF
SL20

CASAMBI

282
CASAMBI
CSB20SMBL

282
CASAMBI
CSBE230ACS

DALI

283
RF
DALIsensor-T

283
RF
DALIsensor-S

283
RF
DALI_MRC

EMERGENCY KIT / KIT EMERGENZA 284/285

284
KET85

284
KEU603

284
KEL101

285
KEU2403V2



285
KEIP65V2

285
KE25IP65ESP

OTHERS / ALTRI 286-289

INTERFACE

286
DMX
SLESA-U9

286
DMX
SLESA-U10

286
DMX
SLESA-U11

PLUGS

287
PLUGS
CSBE230AC

ACTUATORS

287
CASAMBI
CSB4SWNE

287
CASAMBI
CSB4SWBL

PROTECTORS

288
PROTECTOR
NSB-10/230-C4-WW-IP

288
PROTECTOR
NSB-10/230-CA-DD

CONNECTORS

288
GU10
GU10

289
SEALED CONNEC.
WCIP65

289
SEALED CONNEC.
WCIP65B2

289
SEALED CONNEC.
WCIP65B3

+19 **years** of **experience**
anni di **esperienza**

33 **presence** in **33 countries**
presenza in **33 paesi**

22K **more** than **22.000 products**
più di **22.000 articoli**

1.5K **more** than **1.500 clients**
più di **1.500 clienti**

About us

Threeline Technology is a young and dynamic team focused each day on doing our best to strengthen the brand and position it as a LED market leader.

We began in Almansa (Spain) in 2006 as a lighting electronics company and have evolved to offer all types of LED lighting.

Our R&D department and technical department strive to develop innovative products in our lab and offer customers advice on all types of lighting projects.

Our main aim is to develop high quality and efficient products at competitive prices to achieve an energy saving of more than 80%.

Su di noi

Noi di Threeline Technology siamo un team giovane e dinamico che lavora giorno dopo giorno per offrire la migliore versione di sé e far crescere il marchio, posizionandolo come riferimento principale nel settore del LED.

Siamo nati ad Almansa (Spagna) nel 2006 come azienda operante nel settore dell'elettronica per l'illuminazione, evolvendoci fino ad oggi per offrire ogni tipo di illuminazione LED.

L'Ufficio R&S e l'Ufficio Tecnico lavorano nel nostro laboratorio per sviluppare prodotti innovativi e offrire consulenza ai nostri clienti in ogni genere di progetti di illuminazione.

Il nostro principale obiettivo è quello di puntare su un prodotto di qualità a prezzi competitivi e con una grande efficienza, ottenendo un risparmio energetico di oltre l'80%.

Languages

Our team can communicate and assist in a variety of languages:

Lingue

Il nostro team è pronto per servirvi in:

Hablamos **Español** · We speak **English** · On parle **Français** · Noi parliamo **Italiano** · Nós falamos **Português**

Production

Our production department manufactures and customises all the materials requested by the customer, for both exterior finishes and dimming options.

Produzione

Il nostro Ufficio Produzione si occupa della costante fabbricazione e personalizzazione, sia per quanto riguarda le finiture esterne che per le opzioni di regolazione, di tutto il material se richiesto dal cliente.

R&D And Quality Control

Threeline's technical, R&D and quality control departments comprise a single body focused, to a large extent, on research, design and development of new products and solutions, as well as on constant and exhaustive quality control at each stage of the manufacturing process.

To this end, we have many specialised tools and devices:

- 3D printers to make the first computer-developed designs and prototypes a reality before large-scale production.
- Thermographic camera to carry out detaiLED analysis of the temperature reached at each moment by all product components and to identify product temperature ranges, limitations, and critical points.
- Laser for marking and differentiating references and batch numbers, for custom and independent product traceability.
- Ulbricht integrating sphere for accurate product electrical, photometric and colorimetric measurements.

R&S e Controllo Qualità

Parlare di Ufficio Tecnico, R&S e Controllo Qualità di THREELINE in realtà significa parlare di un solo ente focalizzato, in gran parte, sulla ricerca, sulla progettazione e sullo sviluppo di nuovi prodotti e soluzioni, nonché sul controllo costante e rigoroso della qualità in tutte le fasi del processo produttivo.

A tal fine, disponiamo di un gran numero di strumenti specifici:

- Stampanti 3D per realizzare i primi progetti e prototipi, sviluppati al computer prima di realizzare la produzione su vasta scala.
- Termocamera per effettuare l'analisi dettagliata della temperatura raggiunta in ogni momento da tutti i componenti che costituiscono un prodotto e per determinare l'esistenza di punti critici, nonché le limitazioni e gli intervalli di temperatura dei prodotti.
- Laser per la marcatura e la differenziazione dei codici e dei numeri di lotto, che permette la completa tracciabilità di ogni prodotto in modo personalizzato e indipendente.
- Sfera integratrice di Ulbricht per l'ottenimento obiettivo di parametri elettrici, fotometrici e colorimetrici dei prodotti.

Certifications

Certificazioni

Customer Service

We conduct comprehensive and personalised lighting studies, according to the lighting requirements specified by the customer and in compliance with current regulations, to provide a simulation of the final result of their indoor or outdoor lighting installation.

Relying on the most advanced software, such as DIALux, we calculate lighting for industrial facilities, street lighting, shopping centres, sports facilities, hotels, offices, restaurants and even private homes.

Energy saving and amortisation studies

With a few simple and objective calculations, our customers will get to know the real savings of switching from traditional luminaires to LED luminaires. The study will also indicate how long it will take to write off the investment.

Technical documentation

Product technical data sheets and certificates issued by external laboratories endorsing our products are available on our website.

Technical support

Our sales service provides a swift and efficient response, via telephone and/or email, to clear up any technical queries our customers may have before purchase, during installation and afterwards.

Project Consultancy Service

After analysing the requirements and lighting needs, our engineering team works closely with our customers to bring their projects to life, providing specialised advice and comprehensive management services.

Servizio Clienti

Mediante completi studi di illuminazione personalizzati, attenendoci ai requisiti di luminosità specificati dal cliente, oltre al rispetto della normativa vigente, offriamo una simulazione di quello che sarà il risultato finale del suo futuro impianto di illuminazione sia in progetti per interni che per esterni.

Basandoci sul software più avanzato, DIALux, eseguiamo calcoli di illuminazione per capannoni industriali, illuminazione pubblica e stradale, centri commerciali, impianti sportivi, alberghi, uffici, ristoranti e persino abitazioni private.

Studi di risparmio energetico e ammortamento

Tramite calcoli semplici e oggettivi, i nostri clienti sapranno quale sarà il risparmio reale ottenuto sostituendo lampade tradizionali con lampade LED THREELINE. Grazie a questo studio potranno anche conoscere il tempo reale necessario per ammortizzare l'investimento.

Documentazione tecnica

Sul nostro sito web è possibile consultare le Schede Tecniche e i Certificati rilasciati da laboratori esterni per certificare tutti i nostri prodotti.

Assistenza tecnica

Risposta rapida ed efficace, per telefono e/o per e-mail, ai dubbi e alle domande tecniche dei nostri clienti prima dell'acquisto, durante e dopo l'istallazione, grazie al nostro servizio assistenza post-vendita.

Consulenza in progetti

Il nostro team di ingegneri è a disposizione del cliente per analizzare le sue richieste, studiare le sue esigenze di illuminazione e guidarlo nella definizione finale del suo progetto con una consulenza specifica e mediante la gestione completa dello stesso. Aiutiamo a trasformare le sue idee in progetti con ogni sorta di studi e relazioni.

Sales service

Threeline Technology S.L.'s sales department provides customers with a personal service from start to finish. Our in-house sales representatives distributed by geographical areas will immediately assist you throughout the order management process: from stock or price queries to tracking materials after dispatch.

Our friendly and personal customer service prides itself on exceeding customers' expectations and making sure they buy the appropriate product according to their needs, their orders arrive as soon as possible, and the products are correctly set up.

Order Tracking

Our customers can easily track and trace their domestic or international shipments online, using the tracking number provided by the courier companies with which we work.

Logistics hub

Our logistic centre has over 3,000 square metres of warehouse space, spread over 5 facilities, where our vast array of products are stored, so we can deliver customers' orders to the right place at the right time.

Servizio clienti

L'Ufficio Vendite di Threeline Technology S.L. offre ai nostri clienti un servizio personalizzato in tutti gli ordini. I nostri rappresentanti di commercio interni distribuiti per zone ti offriranno consulenza immediata in tutto il processo di gestione degli ordini, dal controllo dello stock o dei prezzi al tracking del materiali, una volta spedito dai nostri magazzini.

L'Ufficio Assistenza Clienti offre un servizio personalizzato basato sulla cortesia e la cordialità per far sì che i nostri clienti ottengano il prodotto giusto per le loro esigenze, nel più breve tempo possibile e assicurandosi un corretto uso dello stesso.

Tracking delle spedizioni

I nostri clienti possono seguire online, in tempo reale, lo stato delle spedizioni, sia nazionali che internazionali, in modo chiaro e veloce, grazie al numero di tracking fornito dalle diverse società di trasporto con cui lavoriamo.

Centro logistico

Con più di 3.000 m2 di magazzino logistico, divisi in 5 strutture, mettiamo a disposizione dei nostri clienti un gran numero di stock del nostro vasto catalogo di prodotti, con diverse finiture, opzioni e personalizzazioni; offrendogli la possibilità di consegnargli l'ordine nel più breve tempo possibile e nel modo più efficace.

Product Categories

Categorie di prodotti

PRE-MIUM

Outstanding quality
Alta qualità

PRO

Quality at the best price
Qualità al miglior prezzo

ECO

Affordable for everyone
A portata di tutti

HOW TO CHOOSE A LED LUMINAIRE?
COME SCEGLIERE UNA LAMPADA LED?

Just answer these three questions to choose the Threeline LED luminaire that best suits your needs.

Basta rispondere a queste tre domande per scegliere la lampada LED di Threeline adatta alle tue esigenze.

1. What are you using it for? Per che cosa la userai?

To answer this question you can use our three product categories (see page 9).

Per rispondere a questa domanda puoi basarti sulle nostre tre categorie di prodotti (vedi pag. 9).

2. What colour should I select? Che colore devo scegliere?

Cool White / Bianco Freddo

Place which require powerful lighting
Locali che richiedono una luce potente

Garages, Warehouses, Healthcare facilities, Sports facilities, Specific stores.

Garage, Magazzini, Installazioni sanitarie, Installazioni sportive, Negozi particolari

Neutral White / Bianco Neutro



Locations that require pure white
Locali che richiedono una luce naturale

Offices, School buildings, Kitchens, Bathrooms, Business establishments.

Uffici, Centri scolastici, Cucine Bagni, Stabilimenti commerciali.

Warm White / Bianco Caldo

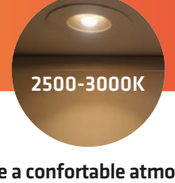

To create a confortable atmosphere
Per creare un ambiente accogliente

Bedrooms, Living rooms, Restaurants, Hotels, Halls.

Camere da letto, Soggiorni, Ristoranti, Hotel, Ingressi.

3. What activity is the area used for? Che attività si svolgerà nel luogo da illuminare?

Lighting requirements according to activity (UNE 12464.1 standard):

- Educational premises
- Offices
- Libraries
- Restaurants
- Indoor and outdoor sports facilities (UNE 12193 standard).

See tables (page 21).

Requisiti di illuminazione in base all'attività (NORMA UNE 12464.1):

- Edifici scolastici
- Uffici
- Biblioteche
- Ristoranti
- Impianti sportivi interni ed esterni. (NORMA UNE 12193)

Consultare le tabelle (pag. 21)



LIGHTING REQUIREMENTS ACCORDING TO ACTIVITY (UNE 12464.1 standard)
REQUISITI DI ILLUMINAZIONE IN BASE ALL'ATTIVITÀ (Norma UNE 12464.1)

Educational premises / Edifici scolastici

ACTIVITY	Em (lux)	UGR	Ra
Classrooms, tutorial rooms Aule, aule di teoria	300	19	80
Classrooms for evening classes Aule per corsi serali	500	19	80
Lecture hall Sala di lettura	500	19	80
Black board / Lavagna	500	19	80

Libraries / Biblioteche

ACTIVITY	Em (lux)	UGR	Ra
Bookshelves / Scaffali	200	19	80
Reading area Aree di lettura	500	19	80
Counters Posti di servizio al pubblico	500	19	80

Offices / Uffici

ACTIVITY	Em (lux)	UGR	Ra
Writing, reading, data processing Scrittura, lettura, elaborazione dei dati	500	19	80
Technical drawing Disegno tecnico	750	16	80
CAD work stations Posti di lavoro CAD	500	19	80
Meeting rooms Sale riunioni	500	19	80
Reception desk Bancone della reception	300	22	80
Archives / Archivi	200	25	80

Restaurants / Ristoranti

ACTIVITY	Em (lux)	UGR	Ra
Reception, cashier desk, buffet Reception, cassa, buffet	300	22	80
Kitchen / Cucine	500	22	80
Corridors / Corridoi	100	25	80

SPORTS LIGHTING REQUIREMENTS (UNE 12193 Standard)
REQUISITI DI ILLUMINAZIONE IN IMPIANTI SPORTIVI (Norma UNE 12193)

		CLASS I		CLASS II		CLASS III	
	ACTIVITY	Em (lux)	Uniformity (Emin/Em)	Em (lux)	Uniformity (Emin/Em)	Em (lux)	Uniformity (Emin/Em)
OUTDOOR	Football/ Calcio	500	0,7	200	0,6	75	0,5
	Rugby / Rugby	500	0,7	200	0,6	75	0,5
	Tennis / Tennis	500	0,7	300	0,7	200	0,6
	Padel / Padel	500	0,7	300	0,7	200	0,6
	Basket / Pallacanestro	500	0,7	200	0,6	75	0,5
	Volleyball / Pallavolo	500	0,7	200	0,6	75	0,5
	Swimming / Nuoto	500	0,7	300	0,7	200	0,5
INDOOR	Football/ Calcio	750	0,7	500	0,5	200	0,5
	Tennis / Tennis	750	0,7	500	0,7	300	0,6
	Padel / Padel	750	0,7	500	0,7	300	0,5
	Basket / Pallacanestro	750	0,7	500	0,5	200	0,5
	Volleyball / Pallavolo	750	0,7	500	0,5	200	0,5
	Swimming / Nuoto	750	0,7	500	0,7	300	0,5
	Judo-Karate / Judo-Karate	750	0,7	500	0,5	200	0,5

CLASS I / CLASSE I
International and national competition. Top level training.
Competizione internazionale e nazionale. Allenamento di altissimo livello.

CLASS II / CLASSE II
Regional or local club competition. High level training.
Competizione regionale o di una squadra locale. Allenamento di alto livello.

CLASS III / CLASSE III
Local competition without spectators. General training, school sports and recreational activities.
Competizione locale senza spettatori. Allenamento generale, scuole e attività ricreative.

BASIC TECHNICAL LIGHTING CONCEPTS.
CONCETTI BASE DI ILLUMINOTECNICA.

CCT Correlated colour temperature

The colour appearance of the light emitted by a source as perceived by the human eye. Warm lights are dominated by amber and cool lights by blue. CCT is measured in kelvins (K) and refers to the temperature reached by a black body when heating up to give out the same light as the luminous source.

CCT Temperatura di colore correlata

La sensazione di colore percepita dall'occhio umano davanti a una luce. Nel caso dei colori caldi predomina l'ambra, in quello dei colori freddi il blu. Si misura in gradi Kelvin (K) ed è correlata alla temperatura alla quale il corpo nero, riscaldato, presenta un aspetto di colore simile.

CRI Colour Rendering Index

A scale from 0 to 100 that indicates how accurate a light source is at rendering colour when compared to a natural light source, such as daylight.

CRI of 90 to 100: Excellent colour rendering. Specialised indoor uses.

CRI of 80 to 89: Good colour rendering. Indoor use.

CRI of 70 to 79: Average colour rendering. Outdoor use.

CRI lower than 70: Low colour rendering. Unusual for LED.

CRI Indice di Resa Cromatica

Misura, su una scala da 0 a 100, la capacità di una sorgente luminosa di riprodurre fedelmente i colori di un oggetto rispetto a una sorgente di luce naturale o reale (sole).

90<Ra≤100 **Molto efficiente:** applicazioni speciali indoor.

80<Ra≤90 **Efficiente:** indoor.

70≤Ra≤80 **Normale:** outdoor.

Ra<70 **Scarsa:** inusuale nel LED.

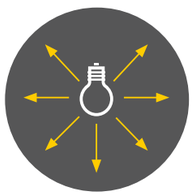

Luminous flux

Measured in lumens (lm), the luminous flux of a light source is the total power emitted in all directions as radiation visible to the eye.

Flusso luminoso

Si misura in lumen (lm) ed è la potenza emessa dalla sorgente luminosa, in tutte le direzioni dello spazio, sotto forma di radiazione luminosa sensibile all'occhio umano.

Illuminance

The total luminous flux incident on a surface, per unit area, and is measured in lux (lm/m2).

Illuminamento

Si misura in lux (lm/m2) ed è la densità della luce su una superficie, ossia misura la quantità di flusso luminoso per unità di superficie.

Flicker

Flicker is the name given to changing light intensity caused by fluctuations in the power fed into the LED. These fluctuations are produced as the driver input alternating current is not properly rectified.

Exposure to high frequency flicker may cause annoyance, distraction and trigger serious ailments, such as headaches and even epileptic seizures.

Low-frequency flicker guarantees visual comfort, which has an impact on safety and labour productivity.

Flicker

Si tratta di un fenomeno legato a variazioni rapide della corrente elettrica che alimenta i LED. Queste variazioni sono causate da una cattiva trasmissione della corrente alternata del driver.

Se il driver presenta un'alta percentuale di flicker, può causare irritazione, distrazione e problemi di salute come mal di testa e persino crisi epilettiche alle persone esposte alle lampade.

Con un livello di flicker ridotto o inesistente, si garantisce un comfort visivo che migliora la sicurezza e la produttività del lavoro.

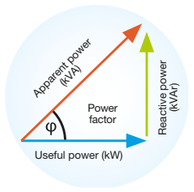

Power Factor

It measures the efficiency of power consumption when converting this consumption into useful energy; in this case, light.

PF=actual working power / total power consumed

The closer to 1, the better the PF.

Fattore di potenza

Misura l'efficienza del consumo energetico aquando si trasforma in energia utile; in questo caso, in luce.

FP="Potenza reale di lavoro" / "Potenza totale consumata"

Quanto più vicino a 1 è il valore, migliore sarà il FP.

IP Rating

Used to define levels of sealing effectiveness of electrical enclosures against intrusion from foreign bodies (tools, dirt, etc.) and moisture.

These ratings are defined in the following standard, which also indicates how to perform the verification tests:

UNE 20324, equivalent to European standard EN 60529.

Grado IP

Indica i gradi di protezione di un involucro contro l'intrusione di particelle solide e acqua.

Tutti questi codici sono descritti in una norma, in cui viene inoltre indicato come eseguire i test per la loro verifica:

UNE 20324, che equivale alla norma europea EN 60529.

IPXX

1st: Foreign body and dust protection
1ª cifra: Protezione contro oggetti e polvere

0	No protection. Nessuna protezione.
1	Against foreign bodies ≥ 50 mm. Protezione contro oggetti di diametro superiore a 50 mm.
2	Against foreign bodies ≥ 12 mm. Protezione contro oggetti di diametro superiore a 12 mm.
3	Against foreign bodies ≥ 2.5 mm. Protezione contro oggetti di diametro superiore a 2,5 mm.
4	Against foreign bodies ≥ 1 mm. Protezione contro oggetti di diametro superiore a 1 mm.
5	Dust-protected. Protezione contro la polvere.
6	Dust-tight. A tenuta di polvere.

IPXX

2nd: Water protection
2ª cifra: Protezione contro i liquidi

0	No protection. Nessuna protezione.
1	Against dripping water. Protezione contro gocce d'acqua.
2	Against dripping water with a 15-degrees tilt. Protezione contro gocciolamento d'acqua con inclinazione di 15 gradi.
3	Against spraying water. Protezione contro la pioggia.
4	Against water splash. Protezione contro gli spruzzi d'acqua.
5	Against water jets. Protezione contro i getti d'acqua.
6	Against powerful water jets. Protezione contro potenti getti d'acqua.
7	Against temporary immersion. Protezione contro gli effetti dell'immersione temporanea.
8	Against continuous immersion. Protezione contro gli effetti dell'immersione continua.

Luminous efficacy

The efficiency of a light source, the quotient of the luminous flux (lm) emitted divided by the electrical power (W) consumed. Reported in lumens per Watt (lm/W). The higher the values, the better.

Efficienza

Rapporto tra la quantità di luce emessa (lm) e la potenza (W) consumata, per questo la sua unità di misura è lm/W. L'obiettivo è raggiungere i valori più alti possibili.

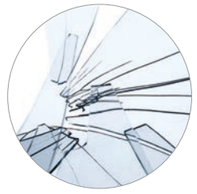

IK Rating

Used to define levels of sealing effectiveness of electrical enclosures against external mechanical impacts to protect internal materials and devices.

These ratings are defined in the following standard, which also indicates how to perform the verification tests:

UNE-EN 50102 standard.

Grado IK

Indica il grado di protezione degli involucri contro gli impatti meccanici dannosi, salvaguardando così i materiali o attrezzature al loro interno.

Tutti questi codici sono descritti in una norma, in cui viene inoltre indicato come eseguire i test per la loro verifica:

Norma UNE-EN 50102.

IK CODES (EN 50102)	01	02	03	04	05	06	07	08	09	10
HEIGHT (cm)	7,5	10	17	25	35	20	40	29,5	20	40
IMPACT ENERGY (J)	0,15	0,20	0,35	0,50	0,70	1	2	5	10	20

CONTROLLERS / CONTROLLER

PHASE CUT

Dimming by cutting part of the mains voltage sine wave, to a greater or lesser extent (1-100%), without the need for an additional control line. The regulator is connected in series between L power supply and equipment.

Regolazione tramite il taglio di parte dell'onda sinusoidale della tensione di rete, in maggiore o minor misura (1-100%), senza bisogno di linea di comando supplementare. Viene collegato il regolatore in serie fra l'alimentazione L e l'apparecchiatura.

0/1-10V

The 0/1-10V dimming system requires an additional 0/1-10V dimmer based on the variation of the output signal. This allows the luminous flux to be dimmed between 1 and 100% through an additional analogue control signal with +/- polarity, which must be respected.

The push-button also allows the output luminous flux to be dimmed, switching it on and off by connecting it directly to the controller.

Il sistema di regolazione 0/1-10V ha bisogno di un regolatore 0/1-10V aggiuntivo e si basa sulla variazione del segnale di uscita, che permette una regolazione del flusso luminoso da 1 a 100% attraverso un segnale analogico addizionale al controller, con polarità +/- da rispettare.

Il pulsante, oltre alla regolazione del flusso luminoso in uscita, permette anche l'accensione e lo spegnimento collegandolo direttamente al controller.

DALI

Digital and addressable dimming system, which allows compatibility and interchangeability between units from different manufacturers.

It is a two-way communication system with a structure consisting of a master: Controller; and several slaves: Drivers, controllers and sensors; which execute commands and respond to requests.

There is no need for mechanical devices for switching on, switching off and dimming, this is done by commands through the control line.

Communication within the system is carried out via a 2-wire bus or control line, without polarity and without the Digital and addressable dimming system, which allows compatibility and interchangeability between units from different manufacturers.

Installation design allows for great flexibility and its settings can be changed at any time.

Addressing of the individual components is performed via software:

- Up to 64 drivers/controllers, individually.

- Up to 16 drivers/controllers in groups.

- All of these are simultaneous via the "broadcast" command.

Sistema di regolazione digitale e direzionabile, che permette la compatibilità e intercambiabilità tra apparecchi di diversi produttori.

Si tratta di un sistema bidirezionale, con una struttura formata da un master (il controller), e vari slaves (driver, controller e sensori), che eseguono i comandi e rispondono agli input.

Non c'è necessità di dispositivi meccanici per l'accensione, lo spegnimento e la regolazione, che vengono effettuati da comandi mediante la linea di controllo.

La comunicazione all'interno del sistema viene realizzata attraverso un bus o linea di comando a due fili, senza polarità e senza bisogno di cavi speciali schermati, per cui il cablaggio può essere eseguito insieme: linea di alimentazione + bus DALI (5 fili).

La progettazione dell'impianto permette una grande flessibilità, la configurazione può essere modificata in qualsiasi momento.

L'indirizzamento di ciascun prodotto avviene via software:

- Fino a 64 driver/controller, individualmente;

- Fino a 16 driver/controller, in gruppo;

- Simultaneamente con il comando "broadcast".

CONTROLADORES / CONTROLADORES

DMX

DMX (Digital MultipleX) is an electronic protocol used for professional lighting management and control. It is often used for architectural, stand, stage and TV studio lighting.

DMX512 protocol is based on the use of "channels" to transmit control commands to the units in the facilities, with a limit of 512 channels per universe. In addition, the values of each channel can be adjusted from 0 to 255.

In LED strip installations, each channel will control one colour, i.e., 1 channel is required for single-colour strips, 2 channels for two-colour strips, 3 channels for RGB, and 4 channels for RGB+W.

These channels are controlLED from a mixing console or via dedicated software.

DMX (Digital MultipleX) è un protocollo elettronico utilizzato per la gestione e il controllo dell'illuminazione professionale. Solitamente viene usato per illuminazione architetturale di facciate, illuminazione di scena, di stand e di set televisivi.

Il protocollo DMX512 si basa sull'utilizzo di "canali" per la trasmissione di ordini di controllo agli apparecchi dell'impianto, con il limite di 512 canali per universo. Inoltre, ogni canale può essere regolato dal valore 0 al valore 255.

In un impianto con strip LED, ogni canale controllerà un colore, ossia, per le strip LED monocolore c'è bisogno di un canale, per le bicolore di due canali, per le RGB di tre canali e per le RGB+W di quattro canali.

Questi canali vengono controllati attraverso un mixer o con un software specifico.

SLESA

Specific interfaces and software solution for DMX control of lighting facilities.

With these, and using a PC, it is possible to implement specific scenes, time programming the same, achieving local or remote control of the facilities via internet.

Soluzione di interfacce e software specifico per il controllo DMX di impianti di illuminazione.

Offre la possibilità, attraverso un computer portatile, di implementare scene specifiche, di impostarne la programmazione temporale e di controllare l'impianto a livello locale o in remoto via internet.

SMART

By combining the WIFI network and Bluetooth technology, these controllers allow us to manage the facilities from our mobile device.

With these, it is possible to manage the facilities via Alexa and Google Home.

They provide absolute, automated and remote control of the lighting, easily operating and executing the orders from the APP of the Smartphone or by remote controls.

Controller che combinano la rete WiFi e la tecnologia Bluetooth per manipolare l'impianto dal nostro dispositivo mobile.

Permettono il controllo dell'impianto attraverso Alexa e Google Home.

Forniscono un controllo assoluto, automatizzato e non in presenza dell'illuminazione, operando comodamente e impartendo i comandi dalla APP dello smartphone o con telecomandi a distanza.

CASAMBI

CASAMBI is a wireless system that creates its own network between the connected devices so as to retransmit the signals to any device in the network, even in cases where it is not near the signal emitting point. In addition to local control, the system can be remotely controlLED via an Internet-connected gateway

This controller has 4 independent PWM output channels, which can be configured for single-colour, two-colour, RGB or RGBW strip control.

Play which allows us to create scenes, groups,and animated graphics intuitively and quickly. One Casambi network supports up to 250 devices and it is possible to integrate unlimited CASAMBI networks.

CASAMBI è un sistema wireless che crea la propria rete tra i dispositivi connessi per poter ritrasmettere i segnali a qualsiasi dispositivo della rete, anche se distante dal punto di origine. Oltre al controllo locale, può essere controllato in remoto tramite un Gateway connesso a internet.

Questo controller ha 4 canali di uscita PWM indipendenti, che possono essere configurati per il controllo di strip LED monocolore, bicolore, RGB o RGB+W.

In una rete CASAMBI è possibile collegare fino a 250 dispositivi ed è possibile integrare un numero illimitato di reti CASAMBI.

CASAMBI

WHAT IS CASAMBI?

It is an advanced control system based on Bluetooth Low Energy (BLE). Casambi is a state-of-the-art wireless technology and the only low power wireless technology in all modern smartphones, tablets and even smart watches since 2012.

Casambi technology can also be easily integrated into luminaires and drivers creating an optimal solution in terms of ease of installation and functionality with minimal deployment costs.

This system provides a mesh network where all the intelligence of the system is replicated in every node.

COS'È CASAMBI?

Si tratta di un avanzato sistema di controllo basato sulla tecnologia Bluetooth Low Energy (BLE). Casambi è un'applicazione wireless avanzata e l'unica a basso consumo integrata in tutti i nuovi smartphone, tablet e smartwatch a partire dal 2012.

La tecnologia Casambi può essere integrata in corpi illuminanti e driver e rappresenta una soluzione ottimale per facilità di installazione e funzionalità, con costi minimi.

Questo sistema fornisce una rete in cui tutta l'intelligenza del sistema viene replicata in ogni nodo.

EASY TO USE

Casambi is a very intuitive system made both for the consumer market as well as the professional market.

The app is free to download and it is available in Google play and App Store.

Connect it to the luminaire, pair it to the phone and it will be ready without any professional help.

FACILE DA UTILIZZARE

Casambi è un sistema progettato sia per uso privato sia per il mercato professionale. Rappresenta quindi una soluzione facile ed intuitiva per tutti.

Il download dell'APP è gratuito ed è disponibile su Google Play e sull'App Store Apple.

Una volta connesso al corpo illuminante e associato con il dispositivo, è pronto, senza necessità di essere configurato da un professionista.

CASAMBI



FEATURES

1. Compatible with all the new smartphones, tablets and smartwatches.

2. The system is on constant synchronisation.

3. It is only connected when neccessary.

4. It allows up to 250 devices in a net.

5. Unlimited number of scenes and animations.

6. Different access levels.

7. Versatile customizable software.

8. Maximum range between nodes: 30 m (depending on the obstacles).

CARATTERISTICHE

1. Compatibile con tutti i nuovi smartphone, tablet e smartwatch.

2. Il sistema è in sincronizzazione costante.

3. Si connette solamente quando è necessario.

4. Possibilità di collegare fino a 250 dispositivi sulla stessa rete.

5. Numero illimitato di scenari e animazioni.

6. Differenti livelli di accesso.

7. Versatilità nel cambio di configurazione dell'installazione.

8. Distanza massima tra i nodi: 30 m (a seconda degli ostacoli).

FUNCTIONS

- Dimming light and adjusting colour temperature.
- Grouping all the luminaires, swicthing them on and off and dimming them all together or they can be opened for indvidual control.
- Creating, saving and repeating scenes and animations.
- Using the timer to turn on and off scenes and animations based on a convenient time and date.
- Taking photos of a space, and marking the positions of the luminaires on them.
- Matching the timers to the local sunrise and sunset times.

FUNZIONI

- Attenuare la luminosità e regolare la temperatura di colore.
- Raggruppare i corpi illuminanti e accendere, spegnere e attenuare la luminosità in gruppo o singolarmente.
- Configurare, salvare e recuperare scenari e animazioni.
- Utilizzare il timer per attivare e disattivare scenari e animazioni basati su data e ora.
- Fare foto degli spazi e aggiungervi direttamente il controllo dei corpi illuminanti.
- Regolare i timer in funzione dell'alba e del tramonto.

CASAMBI

LOCAL ACCESS

Internet connection is not necessary for a proper functioning, the communication is made through BLE (Bluetooth Low Energy).

La comunicazione tra dispositivi avviene attraverso il BLE (Bluetooth Low Energy) e non è necessario avere connessione a internet per farla funzionare.

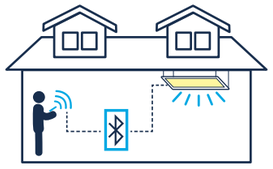

REMOTE ACCESS

It is possible to control multiple luminaires remotely through Internet by using a gateway. A network administrator can also configure the net remotely.

È possibile controllare i corpi illuminanti a distanza tramite internet, utilizzando un "Gateway". Anche un amministratore di rete può configurarla da remoto.

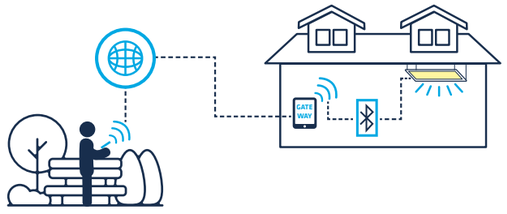

GATEWAY

A smartphhone and tablet with Internet connection within the BLE scope of some of the luminaires is necessary to the remote control.

Per il controllo remoto è necessario tenere sempre uno smartphone o tablet connesso a Internet all'interno della portata del BLE dei corpi illuminanti.

DEVICES / DISPOSITIVI

LUMINAIRES DIMMING BY CASAMBI

REGOLAZIONE DI CORPI ILLUMINANTI TRAMITE CASAMBI

CASAMBI

When a product shows this symbol, that means that the original driver of the product can be changed for a compatible CASAMBI driver.

Nei prodotti che riportano questo simbolo è possibile sostituire il driver originale del prodotto con un driver compatibile con CASAMBI.

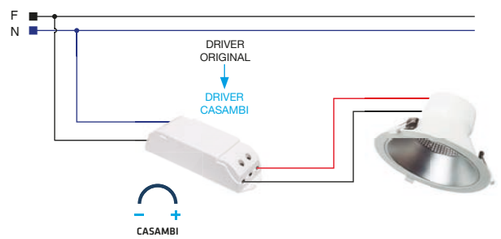

SPECIFIC OPTIONALS FOR STREET LIGHT DIMMING

OPZIONI SPECIFICHE PER LA REGOLAZIONE STRADALE

DN2-

DUAL LEVEL WITHOUT CONTROL CABLE

The *driver* is programmed to decrease the luminous flux at a given time. The dimming percentage and time are fully configurable with THREELINE. The customer can set values according to their needs; otherwise a standard default configuration will be provided. No control cable is required for the installation.

DOPPIO LIVELLO SENZA LINEA DI COMANDO

Il *driver* è programmato per ridurre il flusso a un livello inferiore, a partire da un dato momento. La percentuale di riduzione nonché le ore in cui si verifica sono completamente configurabili in THREELINE, su richiesta del cliente. Questi può specificare i valori di cui ha bisogno, in caso contrario gli verrà applicata una configurazione standard. Non ha bisogno di cavo di comando nell'impianto.

DN2+

DUAL LEVEL WITH CONTROL CABLE

Dual level with control cable dimming:

· In the initial or sleep state, the luminaire is switched on at a predefined percentage (e.g. 30%). Control input signal will be 0VAC.

· Level is changed to 100% with a 230VAC signal on the control line.

Example: presence-detection areas. When no presence is detected, the control line receives a 0VAC signal and illuminates at the selected percentage (e.g. 30%). When presence is detected, the control line receives a 230VAC signal and lights at 100%.

DOPPIO LIVELLO CON LINEA DI COMANDO

Regolazione su due livelli con linea di comando:

· Allo stato iniziale o di riposo, la lampada si accende a una percentuale predefinita (es. 30%). Nell'ingresso di controllo il segnale sarà 0 VAC.

· Il cambiamento di livello al 100% viene effettuato con un segnale di 230 VAC sulla linea di comando.

Esempio di utilizzo: zone con controllo di presenza. Senza presenza, la linea di comando ha un segnale di 0 VAC e si illumina alla percentuale selezionata (es. 30%); quando rileva una presenza, la linea di comando ha un segnale di 230 VAC e si illumina al 100%.

DPR

PROGRAMMABLE

Autonomous system in which you can select up to 8 output levels referenced to the centre of the power-on time. Programming is carried out by THREELINE.

Up to 3 different programmes can be loaded, tailored to the customer's needs, as well as another 4 offered by the driver manufacturer. The customer can use a specific programmer to switch from one programme to another from the head with a default power-on sequence.

Example: one programme curve for summer, another for winter and another for Christmas time because, although it is winter, there is more going on at night.

PROGRAMMABILE

Sistema autonomo in cui si possono selezionare fino a 8 livelli di uscita aventi come riferimento il centro del tempo di accensione. La programmazione è effettuata in THREELINE.

È possibile caricare fino a 3 diverse programmazioni personalizzate in base alle esigenze del cliente e 4 offerte dal produttore del driver. Nell'installazione, il cliente può cambiare programmazione da un'armatura all'altra con sequenze di accensione preconfigurate, che si effettuano con l'aiuto di un apposito programmatore.

Esempio di utilizzo: una curva di programmazione per l'estate, una per l'inverno e un'altra per Natale perché, anche se è inverno, c'è più vita notturna.

DRC

DIMMING ON HEAD

The lighting level is dimmed via the input voltage. No control cable required.
By varying the input voltage from 192 to 250VAC, the luminaire is linearly dimmed.
Below 192VAC it is dimmed autonomously, and above 250VAC it switches off to protect the luminaire.

REGOLAZIONE NELLA TESTA

Il livello di illuminazione si regola mediante la tensione di ingresso. Non è necessaria una linea di comando.
Il livello di illuminazione si regola mediante la tensione di ingresso da 192 a 250 VAC, la lampada si regola in modo lineare.
Al di sotto dei 192 VAC, si regola in modo autonomo e oltre i 250 VAC si spegne per proteggere la lampada.

CONTROL SMART



WHAT IS SMART HOME?

Smart Home is a home that incorporates a system allowing the automation of tasks. Its main objective is to improve people's lives and to promote an efficient use of resources, reducing both home expenses as well as the resources themselves.

Smart lighting incorporates many technologies to make indoor and outdoor LED strips work automatically under certain conditions. Control can be carried out both in person and remotely, thanks to smartphones and internet connection.

Its main advantages are remote home lighting management, energy savings and increased efficiency of the devices.

EASY TO USE

Smart Home is an intuitive and very simple system designed for use in the home. It is managed through a free downloadable APP.

It connects to the LED strips, synchronises with the phone and does not require configuration by a professional.

FUNCTIONS

- Power on/off by remote control
- Voice control
- On/off programming
- Dimming the intensity and light colour
- Setting different atmospheres in each part of the house
- Automatic lighting
- Synchronising music with light

COS'È UNA SMART HOME?

Il termine Smart Home (Casa Intelligente) sta a indicare lo studio e l'applicazione di tecnologie in grado di automatizzare una serie di attività e processi con l'obiettivo di migliorare la qualità della vita, aumentare il comfort e ridurre i consumi di un impianto tanto in contesti domestici quanto lavorativi.

Una delle principali risposte a queste necessità si chiama Smart Lighting (Illuminazione intelligente), ovvero l'insieme delle nuove tecnologie di illuminazione rivolte al benessere, al comfort visivo, alla sicurezza, alla versatilità e al risparmio energetico. Tra le nuove sorgenti luminose intelligenti si annoverano senza dubbio le strip LED che, se progettate in un impianto smart, grazie alle nuove tecnologie IoT possono essere completamente gestite da remoto, comunicando tra di loro e perfino scambiando segnali e dati con altri dispositivi e oggetti.

I principali vantaggi risiedono appunto nella gestione dell'illuminazione domestica a distanza, nel risparmio energetico e nell'aumento dell'efficienza dei dispositivi.

FACILE DA USARE

Smart Home è un sistema intuitivo e molto semplice, pensato per un utilizzo domestico. La gestione avviene attraverso una APP scaricabile gratuitamente.

Si connette alle strip LED, si sincronizza con qualsiasi smartphone e non è necessaria la configurazione da parte di un professionista.

FUNZIONI

- Accensione e spegnimento da remoto
- Controllo vocale
- Programmazione di accensione e spegnimento
- Regolazione dell'intensità della luce
- Configurazione di diversi ambienti in ogni zona di casa
- Illuminazione automatica
- Sincronizzazione della luce con la musica

CUSTOM LIGHTING
ILLUMINAZIONE PERSONALIZZATA



Infinite colours and possibilities

Every space has its own unique identity, and our mission is to reflect that in every project. With our customisation solutions, we offer lighting that adapts not only to technical needs but also to the design and style of each client.

- Custom colours: We offer a wide range of finishes for luminaires, allowing customers to choose options that complement the aesthetic of their spaces.

- Adjustable colour temperatures: From warm to cool light, we tailor our solutions to create functional and pleasant environments.

- Specific light outputs: We adjust the intensity of lighting to meet the technical requirements of each project.

- Unique projects: From vibrant offices to modern gyms, we have created solutions that stand out for their functionality and design.

Our customisation options go beyond the standard, transforming lighting into a fully tailored experience.

Colori e possibilità infiniti

Ogni spazio ha un'identità unica, e la nostra missione è rifletterla in ogni progetto. Con le nostre soluzioni di personalizzazione, offriamo un'illuminazione che si adatta non solo alle esigenze tecniche, ma anche al design e allo stile di ogni cliente.

- Colori personalizzati: Offriamo un'ampia gamma di finiture per le lampade, consentendo di scegliere tra opzioni che completano l'estetica dello spazio.

- Temperature colore regolabili: Da luce calda a fredda, adattiamo le nostre soluzioni per creare ambienti funzionali e piacevoli.

- Flussi luminosi specifici: Regoliamo l'intensità dell'illuminazione per soddisfare i requisiti tecnici di ogni progetto.

- Progetti unici: Da uffici vivaci a palestre moderne, abbiamo creato soluzioni che si distinguono per funzionalità e design.

Le nostre opzioni di personalizzazione vanno oltre lo standard, trasformando l'illuminazione in un'esperienza completamente su misura.

SUSTAINABLE RESPONSIBILITY AT EVERY STEP
RESPONSABILITÀ SOSTENIBILE IN OGNI FASE

At Threeline Technology, sustainability is not just a concept but an ongoing commitment to the future. We recognise the importance of making responsible decisions at every stage of our operations, from design to the final delivery of our products.

- Energy efficiency as a priority: We design luminaires that consume up to 80% less electricity compared to traditional technologies, helping our customers reduce their energy consumption and environmental impact.

- Responsible collaboration: We constantly work to select suppliers that meet international standards, such as RoHS, promoting safer, higher-quality, and environmentally friendly materials. We strive to collaborate with partners who share our vision of sustainability and commitment to the future.

- Process optimisation: We aim to minimise the impact of our logistics by planning more efficient shipments and reducing our carbon footprint across the supply chain.

- Conscious design: We seek solutions that balance functionality, durability, and efficiency, ensuring products that offer long-term value while promoting a more responsible use of resources.

We understand that sustainability is a global challenge, and while there is still much to do, we are committed to being an active part of the solution. By working hand-in-hand with our partners and clients, we aim to build a more responsible future.

Sustainability is not a destination but a continuous journey of improvement, and at Threeline, every decision counts towards making the world a better place.

In Threeline Technology, la sostenibilità non è solo un concetto, ma un impegno continuo verso il futuro. Riconosciamo l'importanza di prendere decisioni responsabili in ogni fase delle nostre attività, dalla progettazione alla consegna finale dei nostri prodotti.

- Efficienza energetica come priorità: Progettiamo lampade che consumano fino all'80% di energia in meno rispetto alle tecnologie tradizionali, aiutando i nostri clienti a ridurre il loro consumo energetico e l'impatto ambientale.

- Collaborazione responsabile: Lavoriamo costantemente per selezionare fornitori che rispettino standard internazionali, come RoHS, promuovendo materiali più sicuri, di qualità e rispettosi dell'ambiente. Ci impegniamo a collaborare con partner che condividano la nostra visione di sostenibilità e il nostro impegno per il futuro.

- Ottimizzazione dei processi: Ci sforziamo di ridurre al minimo l'impatto della nostra logistica, pianificando spedizioni più efficienti e riducendo l'impronta carbonica nella catena di fornitura.

- Design consapevole: Cerchiamo soluzioni che bilancino funzionalità, durabilità ed efficienza, garantendo prodotti che offrano valore a lungo termine e promuovano un uso più responsabile delle risorse.

Sappiamo che la sostenibilità è una sfida globale e, anche se c'è ancora molta strada da fare, ci impegniamo ad essere una parte attiva della soluzione, lavorando insieme ai nostri partner e clienti per costruire un futuro più responsabile.

La sostenibilità non è una meta, ma un viaggio costante di miglioramento, e in Threeline ogni decisione conta per rendere il mondo un posto migliore.

REPAIRABILITY: INNOVATION THAT LASTS
RIPARABILITÀ: INNOVAZIONE CHE DURA NEL TEMPO

At Threeline, we understand that durability is as important as efficiency. That's why we have designed products that not only withstand the test of time but also evolve with our customers' needs.

- Easily replaceable components: Our modular design allows specific parts, such as drivers or LED modules, to be replaced without the need to discard the entire luminaire, saving resources and costs.

- Long-term support: We ensure that our customers have access to spare parts and technical assistance throughout the product's lifecycle.

- Commitment to the circular economy: By extending the lifespan of our luminaires, we contribute to reducing environmental impact, promoting responsible and sustainable resource management.

Repairability is not just an added value but an essential part of our vision for a more sustainable future.

In Threeline comprendiamo che la durabilità è importante quanto l'efficienza. Per questo motivo abbiamo progettato prodotti che non solo resistono nel tempo, ma si evolvono con le necessità dei nostri clienti.

- Componenti facilmente sostituibili: Il nostro design modulare permette di sostituire parti specifiche, come driver o moduli LED, senza dover rimpiazzare l'intero corpo illuminante, risparmiando risorse e costi.

- Supporto a lungo termine: Garantiamo ai nostri clienti l'accesso a pezzi di ricambio e assistenza tecnica per tutta la durata del prodotto.

- Impegno per l'economia circolare: Prolungando la vita utile dei nostri corpi illuminanti, contribuiamo a ridurre l'impatto ambientale, promuovendo pratiche responsabili e sostenibili nella gestione delle risorse.

La riparabilità non è solo un valore aggiunto, ma una parte essenziale della nostra visione per un futuro più sostenibile.

HUMAN CENTRIC LIGHTING (HCL)

Human Centric Lighting (HCL) is the principle that expresses the positive effects of light and illumination upon health, well-being and activities of people, with short- and long-term benefits.

Light has a triple effect: visual, emotional and biological. The principles of Human Centric Lighting make possible and easy the handling of lighting.

One way to put into practice this principle is to control the colour temperature. In some of our product this change is manually carried out with a switch placed on one side, so not to alter their aesthetics once installed.

For other products, there is the possibility to change the colour temperature with an app, and so it becomes even more simple and user-friendly.

The purpose of Human Centric Lighting is also to reproduce the natural cycle of light and dark through an artificial illumination that faithfully responds to the human biological rhythms.

Beyond the necessity for an adequate vision, the HCL helps human body to remain aligned to the natural circadian rhythms. Our technologies simulate the dynamic changes in intensity, temperature and colour of natural light during the day, so our products can adapt to human necessities. In this way, they provide a visually comfortable lighting that can support normal functional needs.

Nowadays, planning according to Human Centric Lighting standards is even easier thanks to LED technology that revolutionised the artificial light industry.

LED dynamism permits to explore several opportunities for the implementation of advanced functionalities. This kind of technology covers the whole light spectre and embraces a complete range of colour temperatures and intensities, allowing also to regulate it according to necessities and time of usage. LED, in connection with HCL, produces a high-quality light really similar to natural one.

Among the benefits of a lighting planned according to HCL standards and of an accurate management, there are positive consequences upon physiological and psychological aspects, such as a potential to increase productivity, a positive effect on sleep quality, a reduction of stress, insomnia and much more.

Human Centric Lighting (HCL) è il principio che esprime gli effetti positivi di luce e illuminazione sulla salute, sullo stato di benessere e su quello di attività delle persone, con benefici sia a breve che a lungo termine.

La luce ha infatti un triplice effetto: visivo, emotivo e biologico. Rendere possibile e facile gestire l'aspetto della luce rientra perfettamente nel principio della Luce Umanocentrica.

Uno dei modi per mettere in pratica tale principio è quello di gestire la temperatura di colore, gestione questa che su alcuni nostri prodotti avviene manualmente grazie a uno switch posizionato in una zona poco visibile, per non alterarne l'estetica una volta installato.

Per alcuni prodotti, esiste anche la possibilità di realizzare questo cambio di temperatura attraverso un'applicazione e in questo modo rendere tale possibilità ancor più semplice e alla portata di qualsiasi tipologia di utente.

Scopo della Human Centric Lighting è anche quello di replicare il naturale ciclo di luce e buio attraverso un'illuminazione artificiale che risponda il più fedelmente possibile ai ritmi biologici dell'uomo.

Al di là della necessità di un'adeguata visione, la HCL aiuta dunque il corpo umano a rimanere allineato con i ritmi circadiani naturali. Le nostre tecnologie emulano i cambiamenti dinamici dell'intensità, della temperatura e del colore della luce naturale nel corso della giornata perché possa adattarsi alle esigenze dell'uomo, favorendo cioè un'illuminazione visivamente confortevole che sia da supporto alle normali necessità funzionali.

Come accennato prima, oggi progettare la luce secondo criteri di Human Centric Lighting è ancora più facile grazie alla tecnologia LED che ha saputo rivoluzionare il settore della luce artificiale.

La dinamicità dei LED offre enormi opportunità per l'implementazione di funzionalità avanzate. Questo tipo di tecnologia copre l'intero spettro della luce e ne abbraccia una gamma completa di temperature di colore e intensità, permettendo inoltre di modularla e regolarla in base alle necessità e al tempo di utilizzo. I LED, in relazione all'illuminazione HCL, permettono di produrre una luce di qualità il più possibile simile alla luce naturale.

Tra i benefici di una luce progettata secondo i criteri di HCL e di una corretta gestione troviamo dunque conseguenze positive su aspetti fisiologici e psicologici in generale, come ad esempio aumento della produttività, aumento di qualità di veglia e sonno, riduzione dello stress e dell'insonnia, e tanto altro.

CCT SWITCH / CCT SWITCH

CCT is the acronym for "Correlated Colour Temperature", that is, the colour of the light emitted by a white LED. Thanks to the colour selector **CCT SWITCH** it is possible to choose between warm, neutral and cool white in the same product.

The change in CCT that occurs in the LED plate has been developed to avoid luminous flux and CRI reductions in every moment. Moreover, it improves SDCM, Standard Deviation Colour Matching, thanks to a more comfortable light shade, independently from the chosen colour temperature.

This evolution allows to reduce space, and consequently costs, of storage, as it will be possible to choose the desired colour temperature in the same product, without needing to have three different products.

La sigla CCT rappresenta la "temperatura di colore correlata", ovvero l'aspetto del colore della luce emessa da un LED bianco in un corpo illuminante. Grazie al selettore di colore **CCT SWITCH** è possibile scegliere tra bianco caldo, neutro e freddo con un solo prodotto.

Il cambio di CCT che avviene nella piastra LED è stato sviluppato in modo che non ci sia, in nessun momento, né riduzione di flusso luminoso né di CRI. Inoltre, fornisce un miglioramento del SDCM, Standard Deviation Colour Matching, grazie a un tono di luce confortevole per la vista, indipendentemente dalla temperatura di colore selezionata.

Questa evoluzione permette di ridurre lo spazio e quindi i costi di stoccaggio merci, dato che sarà possibile scegliere la tonalità desiderata in un solo prodotto, senza necessità di avere tre prodotti diversi.

DOMOTICS / DOMOTICA

The control of the luminaires and their interconnection is a requirement increasingly demanded by users. The purpose is to transform houses and shops with domotics, using different communication and dimming technologies. Moreover, this kind of control is strictly connected to the concept of HCL, as wireless systems are used in order to reach the desired lighting objectives.

Il controllo degli apparecchi e la connessione tra loro è un requisito sempre più richiesto dagli utenti. Lo scopo è quello di rendere domotici abitazioni e negozi attraverso diverse tecnologie di comunicazione e regolazione. Inoltre, questo tipo di controllo è strettamente legato al concetto di HCL, dato che vengono utilizzati sistemi di controllo wireless per raggiungere gli obiettivi di illuminazione desiderati.

ENERGY SAVING / RISPARMIO ENERGETICO

It is known that market is even more oriented towards a domotic lighting that, besides improving the control over luminaires, allows an energy saving varying from 9% to 30%. The domestic electricity consumption represents about 5% of the whole consumption, but this percentage is higher in the tertiary sector, where it is even more recommended to choose a smart control system.

È riconosciuto che il mercato si sta orientando sempre di più verso un'illuminazione domotica, che, oltre a migliorare il controllo dei corpi illuminanti, permette di avere un ulteriore risparmio energetico che va dal 9% al 30%. Il consumo elettrico domestico rappresenta circa il 5% del consumo totale, ma questa percentuale è considerevolmente più alta nel settore terziario, dove è ancora più raccomandabile optare per un sistema di controllo smart.

BIM METHODOLOGY / METODOLOGIA BIM

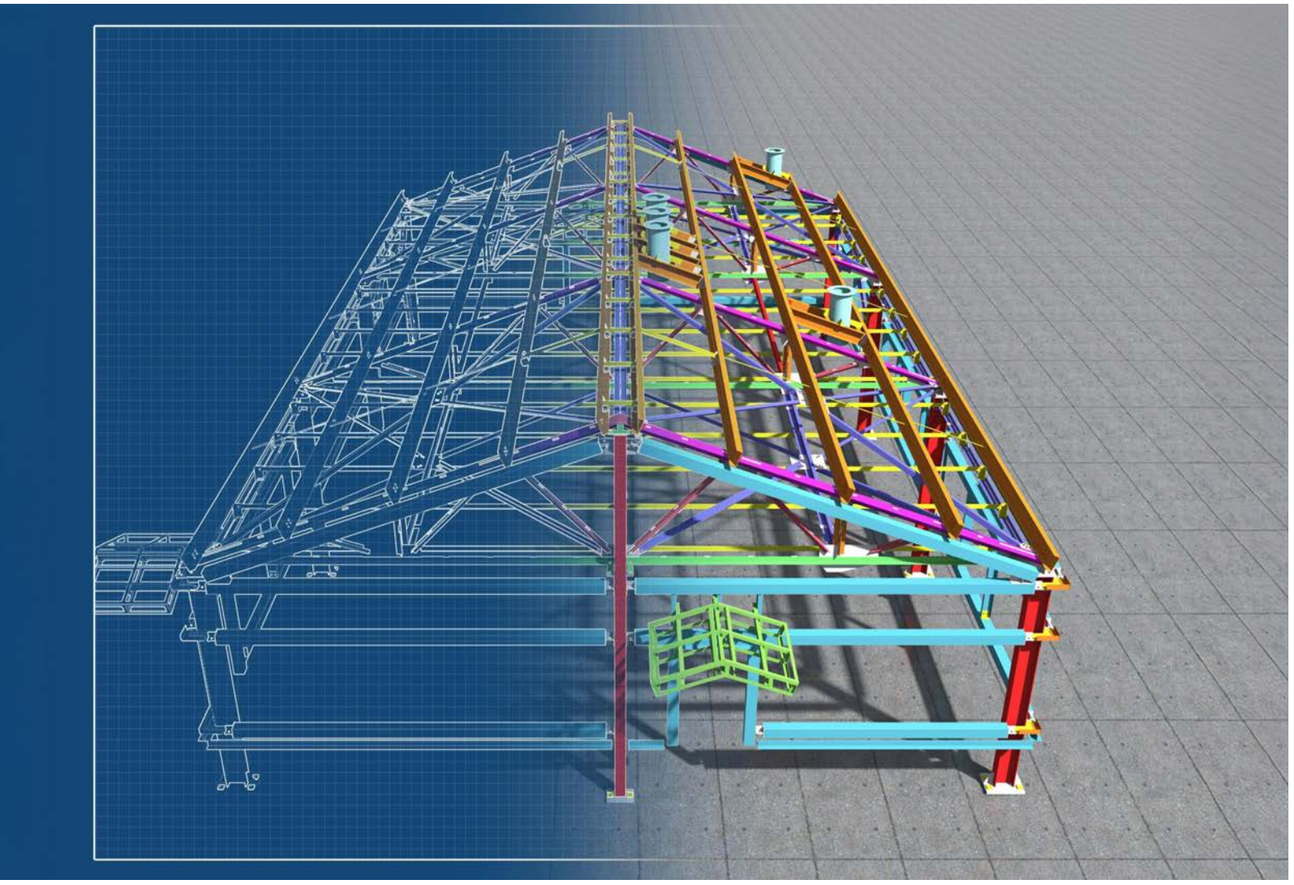

The BIM methodology (Building Information Modelling) is a multidimensional system used to generate smart data throughout the life cycle of a construction or infrastructure project.

Through this methodology we can obtain all data on the building: geometry, spatial relationships, geodata, as well as the quantities and characteristics of its components.

The use of this method, compared to traditional ones, enables collaborative and multidisciplinary work to be carried out. The project is managed digitally in a common environment in which the different agents involved can work simultaneously and in real time.

Since all the project data is centralised in a single model, errors can be detected before starting the project and better decisions can be made, thus optimising costs.

Threeline is committed to the future and offers you the BIM dataset for all its luminaires in Revit format (BIM application from Autodesk).

La metodologia BIM (Bulding Information Modeling) è un sistema multidimensionale che permette di generare smart data che possono essere utilizzati durante tutto il ciclo di vita di un progetto di costruzione o di infrastrutture.

Grazie a questa metodologia possiamo ottenere le informazioni complete di un edificio: geometria, relazioni spaziali, dati geografici, ma anche la quantità e le caratteristiche di tutti i vari elementi che lo compongono.

L'utilizzo di questo metodo, rispetto ai tradizionali, permette un lavoro collaborativo e multidisciplinare. Il progetto viene gestito in forma digitale in un ambiente comune, nel quale tutte le parti coinvolte possono lavorare contemporaneamente e in tempo reale.

Tutte le informazioni relative al progetto vengono centralizzate in un modello unico, e questo fa sì che si possano rilevare gli errori prima di commetterli e si possano prendere decisioni in maniera più efficace, ottimizzando anche i costi.

Threeline scommette sul futuro e ti mette a disposizione una serie di dati BIM per tutti i suoi corpi illuminanti in formato Revit (app BIM per AutoDesk).

PROJECTS WITH DIMMERS / PROGETTI CON REGOLAZIONE

Pintura
Reveton
Palcanarias



MOTOCYCLES
Peugeot



UNDERSTANDING PAGE LAYOUT
LETTURA DELLA PAGINA

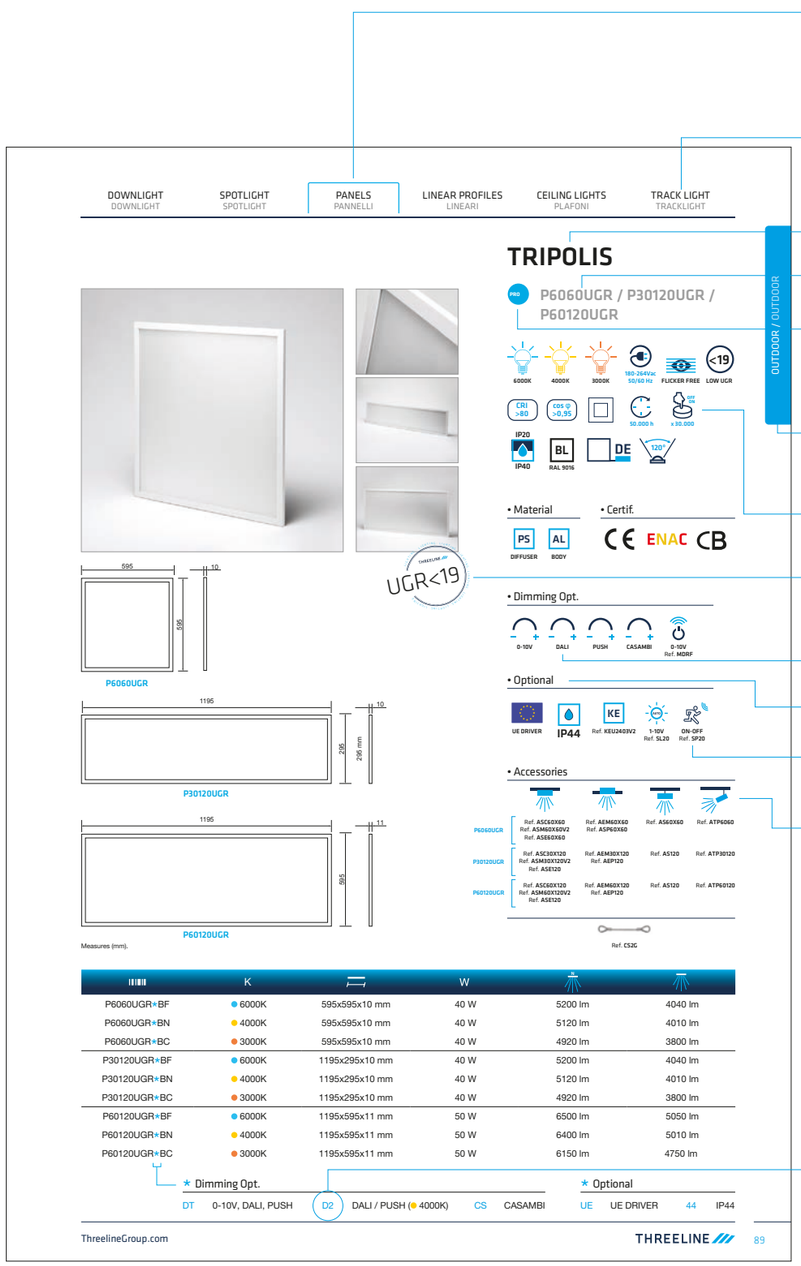

Indicates the current catalogue section. Previous sections to the left and next sections to the right.
Segnala la parte del catalogo in cui ci si trova, lasciando vedere quali prodotti rimangono da vedere e quali sono stati già letti.

Product separated by TYPE in each general classification.
Separazione per TIPOLOGIA di prodotto in ognuna delle categorie principali.

Family name.
Nome della famiglia.

Product root reference.
Codice dell'articolo.

ECO, PRO or PRE symbol.
Simbolo ECO, PRO, PRE.

Tab indicating the product CATEGORY in this page.
Indicatore della CATEGORIA a cui appartiene il prodotto.

Product features.
Caratteristiche principali del prodotto.

Seal highlighting the product remarkable feature.
Bollino con la caratteristica principale del prodotto

Available dimming options.
Opzioni di regolazione disponibili.

Compatible options and accessories.
Optional e complementi compatibili.

Product reference for specific option.
Codice del prodotto per l'opzione specifica.

Compatible accessories.
Accessori compatibili.

	K		W		
P6060UGR+BF	6000K	595x595x10 mm	40 W	5200 lm	4040 lm
P6060UGR+BN	4000K	595x595x10 mm	40 W	5120 lm	4010 lm
P6060UGR+BC	3000K	595x595x10 mm	40 W	4920 lm	3800 lm
P30120UGR+BF	6000K	1195x295x10 mm	40 W	5200 lm	4040 lm
P30120UGR+BN	4000K	1195x295x10 mm	40 W	5120 lm	4010 lm
P30120UGR+BC	3000K	1195x295x10 mm	40 W	4920 lm	3800 lm
P60120UGR+BF	6000K	1195x595x11 mm	50 W	6500 lm	5050 lm
P60120UGR+BN	4000K	1195x595x11 mm	50 W	6400 lm	5010 lm
P60120UGR+BC	3000K	1195x595x11 mm	50 W	6150 lm	4750 lm

* Dimming Opt.
DT 0-10V, DALI, PUSH | D2 DALI / PUSH (● 4000K) | CS CASAMBI

* Optional
UE UE DRIVER | 44 IP44

Add to the article for options
Aggiungere al codice per optional

ThreelineGroup.com THREELINE 89

SYMBOLS / ICONE

ECO product category Categoria di prodotto ECO	Finish Finitura	Polypropylene Polipropilene	Light sensor Sensore di luminosità
PRO product category Categoria di prodotto PRO	White finish Finitura bianca	Polystyrene Polistirolo	Anti-saline treatment Trattamento antisalino
PREMIUM product category Categoria di prodotto PREMIUM	Silver finish Finitura argento	Polyamide Poliammide	Anti-vandalism grille Griglia anti-vandalo
CCT Smart Control (HCL) CCT Smart Control (HCL)	Black finish Finitura nera	Aluminium Alluminio	Custom Custom
Smart CCT (HCL) Smart CCT (HCL)	Grey finish Finitura grigia	Stainless steel Acciaio inox	Cable included Cavo incluso
Colour temperature Temperatura di colore	Weight Peso	Magnesium Alloy Lega di magnesio	Recessed Da incasso
RGB+TW RGB+TW	Manufactured to order Materiale su richiesta	Single-crystal Monocristallino	Surface Superficie
Power switch Power switch	Units per package Pezzi per imballo	Non-dimmable Non regolabile	Suspension Sospensione
Voltage input (V-in) V-in tensione di entrata	GU10 Compatible Compatibile GU10	Dimmable Regolabile	Track Light Tracklight
Flicker free Flicker free	Security Sicurezza	Casambi Casambi	Surface + rotating Superficie rotante
Angle Angolo	Battery Batteria	Zigbee Zigbee	Adjustable Orientabile
UGR (Unified Glare Rating) Indice UGR	Solar Panel Pannello Solare	DMX DMX	Rotating Rotante
CRI>90 CRI>90	Warranty Anni di garanzia	Radio frequency Radiofrequenza	Article Codice
Power factor Fattore di potenza	Glass Vetro	Bluetooth Bluetooth	Actual luminous flux Flusso luminoso reale
Lifetime Vita Utile	Tempered glass Vetro temperato	IP65 Driver Driver IP65	Nominal luminous flux Flusso luminoso nominale
Switching cycles Numero di Commutazioni	Glass + Polyethylene Vetro + Polietilene	European driver Driver europeo	Connector Connettore
IP Rating (Ingress Protection) Grado di Protezione IP	Polycarbonate Policarbonato	Emergency kit Kit emergenza	Energy label Etichetta energetica
Double IP Doppio Grado IP	Opal polycarbonate Policarbonato opale	Motion sensor Sensore movimento	Power Potenza
IK Rating (Impact Protection) Grado di Protezione contro Impatti	Micro-prismatic polycarbonate Policarbonato microprismatico	Internal motion sensor Sensore di movimento interno	Frequency Frequenza
External driver Driver Esterno	PMMA Polycarbonate Policarbonato PMMA	External motion sensor Sensore di movimento esterno	Measurements Misure
Internal driver Driver Interno	Polyethylene Polietilene	TUYA + Bluetooth motion Sensor Sensore di movimento TUYA + Bluetooth	Ambient temperature Temperatura ambiente

Illuminazione
INDOOR Lighting

ThreelineGroup.com

Indoor Lighting / Illuminazione Indoor

Downlight

Downlight

48 PREMIUM **ARIZONA** DLA — CCT SWITCH, <19 LOW UGR

50 PREMIUM **INDIANA** DLI — IP65, 5 YEARS WARRANTY

51 PREMIUM **BOSTON** DLB — IP20 IP64, SMART CCT, CRI>90

54 PREMIUM **OREGON+** DLO — CCT SWITCH, CRI>90, 5 YEARS WARRANTY

56 PRO **CALIFORNIA+** OFD — CCT SWITCH, <19 LOW UGR, 5 YEARS WARRANTY

57 PRO **ALASKA** DL25 — IP20 IP65, <19 LOW UGR, 5 YEARS WARRANTY

58 PRO **DELAWARE** DL — IP20 IP44, CRI>90, 5 YEARS WARRANTY

60 PRO **NEVADA+** ND — CCT SWITCH

62 PRO **UTAH** DLU — CCT SWITCH, CRI>90

63 ECO **MONTANA** DLM — IP20 IP44, CCT SWITCH

64 ECO **NEBRASKA** DLN — FLICKER FREE, CCT SWITCH

66 ECO **MISURI** MSR

67 ECO **MICHIGAN** DG — FLICKER FREE

ARIZONA

PREMIUM DLA

CCT SWITCH · 220-240Vac 50/60Hz · FLICKER FREE · 60° · <19 LOW UGR · CRI >80 · cos φ >0,9 · 50.000 h · x 10.000 · IP54 · DE · BL RAL 9003 · NE RAL 9005 · 5 YEARS WARRANTY



150 actual lm/W
150 lm/W reali

• Material

PC DIFFUSER · PC REFLECTOR · AL BODY

• Certif.

CE

• Dimming Opt.

0-10V · DALI · PUSH

• Optional

UE DRIVER · KE Ref. KEU603 · ON-OFF Ref. SP20 · 0-10V Ref. SL20

• Accessories

SURFACE ADLA · SUSPENSION ASDLA + ADLA · TRIM RING ANELLO ADATTATORE Ref. AE / ANE

x 30 DLA10 · x 20 DLA15 DLA20 · x 16 DLA24 · x 12 DLA35

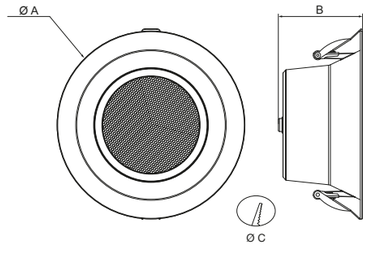

	A	B	C
DLA10UCCT	110	55	90 ~ 100
DLA15UCCT	145	70	120 ~ 135
DLA20UCCT	165	75	135 ~ 155
DLA24UCCT	194	80	160 ~ 180
DLA35UCCT	230	90	195 ~ 220

Measures (mm).

3000K 5700K 4000K
CCT SWITCH

		OPTIONS	W	CCT	N	
DLA10UCCT0	□	*	10 W	5700K	1580 lm	1380 lm
				4000K	1700 lm	1500 lm
DLA10UCCT2	■	*		3000K	1470 lm	1320 lm
DLA15UCCT0	□	*	15 W	5700K	2550 lm	2250 lm
				4000K	2670 lm	2370 lm
DLA15UCCT2	■	*		3000K	2385 lm	2160 lm
DLA20UCCT0	□	*	20 W	5700K	3360 lm	2960 lm
				4000K	3520 lm	3120 lm
DLA20UCCT2	■	*		3000K	3140 lm	2840 lm
DLA24UCCT0	□	*	24 W	5700K	4392 lm	3912 lm
				4000K	4512 lm	4032 lm
DLA24UCCT2	■	*		3000K	3936 lm	3576 lm
DLA35UCCT0	□	*	35 W	5700K	6265 lm	5565 lm
				4000K	6510 lm	5810 lm
DLA35UCCT2	■	*		3000K	5635 lm	5110 lm

* Dimming Opt.

D1 0-10V · D2 DALI / PUSH

* Optional

UE UE DRIVER

ARIZONA. ACCESSORIES / ACCESSORI.

SURFACE MOUNTING / SUPERFICIE

Surface mounting accessory for DLA. (Luminaire not included).

Accessori di superficie per DLA. (Lampada non inclusa).

Installation example.

	W
ADLA10S0 □	10 W
ADLA10S2 ■	
ADLA15S0 □	15 W
ADLA15S2 ■	
ADLA20S0 □	20 W
ADLA20S2 ■	
ADLA24S0 □	24 W
ADLA24S2 ■	

SUSPENSION / SOSPENSIONE

Suspension accessory for DLA. (Luminaire not included).

Accessorio di sospensione per DLA. (Lampada non inclusa).

Installation example.

	W
ASDLA0 + ADLA10S0 □	10 W
ASDLA2 + ADLA10S2 ■	
ASDLA0 + ADLA15S0 □	15 W
ASDLA2 + ADLA15S2 ■	
ASDLA0 + ADLA20S0 □	20 W
ASDLA2 + ADLA20S2 ■	
ASDLA0 + ADLA24S0 □	24 W
ASDLA2 + ADLA24S2 ■	

INDIANA

PREMIUM **DLI**

5700K · 4000K · 3000K · 220-240Vac 50/60Hz · FLICKER FREE

CRI >80 · cos φ >0,9 · 50.000 h · x 10.000 · 110°

IP65 · DE IP20 · BL RAL 9003 · 5 YEARS WARRANTY

THREELINE IP65

• Material

PS DIFFUSER · PET REFLECTOR · AL BODY

• Certif.

CE

• Dimming Opt.

0-10V · DALI / PUSH · BLUETOOTH · ZIGBEE · CASAMBI · TRIAC

• Optional

KE Ref. **KEU603** · 0/1-10V Ref. **SL20** · ON-OFF Ref. **SP20** · UE DRIVER · IP65 DRIVER

• Accessories

TRIM RING
ANELLO ADATTATORE

Ref. **AE / ANE**

x 24 DLI10 DLI15 · x 16 DLI20 · x 12 DLI30

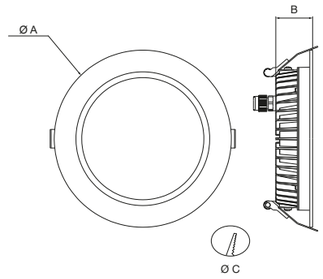

	A	B	C
DLI10	110	40	90
DLI15	140	45	125
DLI20	190	45	170
DLI30	228	45	210

Measures (mm).

	OPTIONS	W	K	N	
DLI106557			5700K	1400 lm	1200 lm
DLI106540	*	10 W	4000K	1400 lm	1200 lm
DLI106530			3000K	1200 lm	1050 lm
DLI156557			5700K	2100 lm	1800 lm
DLI156540	*	15 W	4000K	2100 lm	1800 lm
DLI156530			3000K	1725 lm	1575 lm
DLI206557			5700K	2800 lm	2400 lm
DLI206540	*	20 W	4000K	2800 lm	2400 lm
DLI206530			3000K	2400 lm	2100 lm
DLI306557			5700K	4200 lm	3600 lm
DLI306540	*	30 W	4000K	4200 lm	3600 lm
DLI306530			3000K	3600 lm	3150 lm

* Dimming Opt.

D1	0-10V	D3	BLUETOOTH	D5	CASAMBI
D2	DALI / PUSH	D4	ZIGBEE	TC	TRIAC

* Optional

UE	UE DRIVER
IP	IP65 DRIVER

BOSTON SMART

PREMIUM **DLB SMT**

SMART CCT · 200-264Vac 50/60Hz · FLICKER FREE · 60° · <19 LOW UGR

CRI>90 · cos φ >0,9 · 50.000 h · x 25.000

DE · IP20 / IP64 · BL RAL 9016 · 5 YEARS WARRANTY

THREELINE HCL

• Material

PC OPAL DIFFUSER · AL BODY · AL REFLECTOR

• Optional

KE Ref. **KEU603** Ref. **KEU2403V2**

• Accessories

SURFACE
■ ASR0
□ ASR2

TRIM RING
ANELLO ADATTATORE

Ref. **AE / ANE**

• Certif.

CE

• Rings

WHITE BIANCO Ref. **AC0-DLB** · BLACK NERO Ref. **AR2-DLB** · BLACK NERO Ref. **AC2-DLB** · CUSTOM

x 40 DLB10 · x 30 DLB20 · x 12 DLB28 DLB35 DLB45

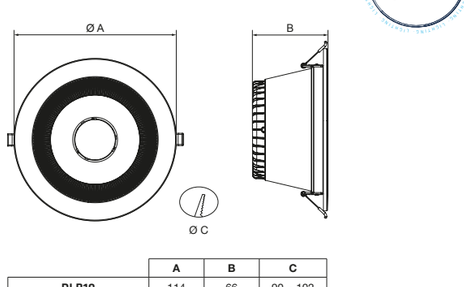

	A	B	C
DLB10	114	66	90 ~ 102
DLB20	174	87	145 ~ 155
DLB28 / DLB35 / DLB45	232	110	195 ~ 210

Measures (mm).

SMART CCT

	W	CCT	N	
DLB10C9SMT	10 W	3000 ~ 5700K	1100 ~ 1150 lm	850 ~ 900 lm
DLB20C9SMT	20 W	3000 ~ 5700K	2200 ~ 2300 lm	1700 ~ 1800 lm
DLB28C9SMT	28 W	3000 ~ 5700K	3080 ~ 3220 lm	2380 ~ 2520 lm
DLB35C9SMT	35 W	3000 ~ 5700K	3850 ~ 4025 lm	2975 ~ 3150 lm
DLB45C9SMT	45 W	3000 ~ 5700K	4950 ~ 5175 lm	3825 ~ 4050 lm

BOSTON

PRE-MIUM **DLB**

5700K · 4000K · 3000K · 200-264Vac 50/60Hz · FLICKER FREE · <19 LOW UGR

CRI>90 · cos φ >0,9 · 50.000 h · x 25.000 · 60°

DE · IP20 IP64 · BL RAL 9016 · 5 YEARS WARRANTY

UGR<19

• Material

PC OPAL DIFFUSER · AL BODY · AL REFLECTOR

• Certif.

CE

• Dimming Opt.

0-10V · PUSH · DALI · CASAMBI

• Optional

UE DRIVER · KE Ref. **KEU603** Ref. **KEU2403V2** · 1-10V Ref. **SL20** · ON-OFF Ref. **SP20**

• Accessories

SURFACE: ■ ASR0 □ ASR2

TRIM RING ANELLO ADATTATORE: Ref. **AE / ANE**

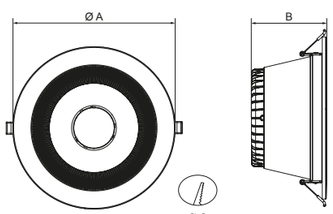

	A	B	C
DLB10	114	66	90 ~ 102
DLB20	174	87	145 ~ 155
DLB28 / DLB35 / DLB45	232	110	195 ~ 210

Measures (mm).

• Rings

WHITE BIANCO Ref. **AC0-DLB** · BLACK NERO Ref. **AR2-DLB** · BLACK NERO Ref. **AC2-DLB** · CUSTOM

x 40 DLB10 · x 30 DLB20 · x 12 DLB28 DLB35 DLB45

	OPTIONS	W	K	N	
DLB10C957	*	10 W	5700K	1150 lm	900 lm
DLB10C940	*	10 W	4000K	1150 lm	900 lm
DLB10C930	*	10 W	3000K	1100 lm	850 lm
DLB20C957	*	20 W	5700K	2300 lm	1800 lm
DLB20C940	*	20 W	4000K	2300 lm	1800 lm
DLB20C930	*	20 W	3000K	2200 lm	1700 lm
DLB28C957	*	28 W	5700K	3220 lm	2520 lm
DLB28C940	*	28 W	4000K	3220 lm	2520 lm
DLB28C930	*	28 W	3000K	3080 lm	2380 lm
DLB35C957	*	35 W	5700K	4025 lm	3150 lm
DLB35C940	*	35 W	4000K	4025 lm	3150 lm
DLB35C930	*	35 W	3000K	3850 lm	2975 lm
DLB45C957	*	45 W	5700K	5175 lm	4050 lm
DLB45C940	*	45 W	4000K	5175 lm	4050 lm
DLB45C930	*	45 W	3000K	4950 lm	3825 lm

* Dimming Opt.

DT 0-10V, DALI, PUSH · D5 CASAMBI

* Optional

UE UE DRIVER

BOSTON. ACCESSORIES / ACCESSORI.

SURFACE MOUNTING / SUPERFICIE

Surface mounting accessory for DLB. (Luminaire not included).

Accessori di superficie per DLB. (Lampada non inclusa).

		W
—	□	10 W
—	■	
ASR0-DLB150	□	20 W
ASR2-DLB150	■	
ASR0-DLB205	□	28 W
ASR2-DLB205	■	35 W 45 W

CUSTOM

BOSTON. RINGS / ANELLI

		W
AR2-DLB100	■	10 W
AR2-DLB150	■	20 W
AR2-DLB205	■	28 W 35 W 45 W

		W
AC0-DLB100	□	10 W
AC2-DLB100	■	
AC0-DLB150	□	20 W
AC2-DLB150	■	
AC0-DLB205	□	28 W
AC2-DLB205	■	35 W 45 W

OREGON+

PRE-MIUM

DLO40R / DLO60R

CCT SWITCH · 220-240Vac 50/60Hz · FLICKER FREE · 60° · CRI>90 · cos φ >0,95 · 50.000 h · x 20.000 · IP20 · DE · BL RAL 9003 · 5 YEARS WARRANTY

Orientable: 0~60°
Orientabile: 0~60°

Rotation: 360°
Rotazione: 360°

• Material

DLO40R	DLO60R		
Mg	AL	V	AL
BODY	BODY	DIFFUSER	REFLECTOR

• Dimming Opt.

			DLO40R	DLO60R
0-10V	PUSH	DALI	CASAMBI	0-10V/DA Ref. CSB110DA

• Optional

UE DRIVER · Ref. KEU2403V2 · 1-10V Ref. SL20 · ON-OFF Ref. SP20 · CUSTOM

• Certif.

CE · x6 DLO40 DLO60

• Accessories

TRIM RING
ANELLO ADATTATORE
Ref. AE / ANE

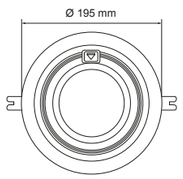

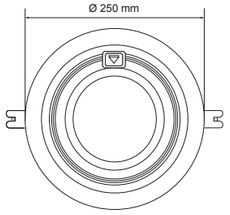

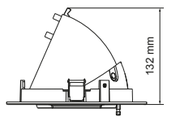

DLO40RC9CCT

Ø 165 ~ 185 mm

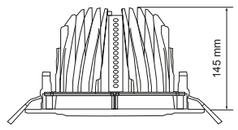

DLO60RC9CCT

Ø 215 ~ 230 mm

3000K 5100K 4000K
CCT SWITCH

	OPTIONS	W	CCT		
DLO40RC9CCT	*	38 W	5700K	5322 lm	4522 lm
			4000K	5322 lm	4522 lm
			3000K	4585 lm	3785 lm
DLO60RC9CCT	*	60 W	5700K	6767 lm	5567 lm
			4000K	6767 lm	5567 lm
			3000K	6460 lm	5260 lm

* Dimming Opt.

		DLO40R	DLO60R
D1	0-10V, PUSH	D1	0-10V, PUSH
D2	DALI, PUSH	D2	DALI
D5	CASAMBI		

* Optional

UE UE DRIVER

OREGON+

PRE-MIUM

DLO40C / DLO60C

CCT SWITCH · 220-240Vac 50/60Hz · FLICKER FREE · 100° · CRI>90 · cos φ >0,95 · 30.000 h · x 10.000 · IP20 · DE · BL RAL 9003 · 5 YEARS WARRANTY

Orientable: 0~60°
Orientabile: 0~60°

• Material

V	AL	PC
DIFFUSER	BODY	REFLECTOR

• Dimming Opt.

			DLO40C	DLO60C
0-10V	PUSH	DALI	CASAMBI	0-10V/DA Ref. CSB110DA

• Optional

UE DRIVER · Ref. KEU2403V2 · 1-10V Ref. SL20 · ON-OFF Ref. SP20 · CUSTOM

• Accessories

TRIM RING
ANELLO ADATTATORE
Ref. AE / ANE

• Certif.

CE · x6 DLO40 DLO60

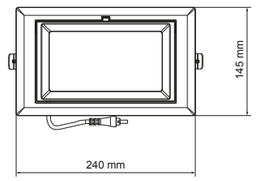

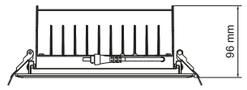

Measures (mm).

3000K 5100K 4000K
CCT SWITCH

	OPTIONS	W	CCT		
DLO40CC9CCT	*	38 W	5700K	4616 lm	3816 lm
			4000K	4616 lm	3816 lm
			3000K	4093 lm	3293 lm
DLO60CC9CCT	*	60 W	5700K	7700 lm	6500 lm
			4000K	7700 lm	6500 lm
			3000K	6831 lm	5631 lm

* Dimming Opt.

		DLO40C	DLO60C
D1	0-10V, PUSH	D1	0-10V, PUSH
D2	DALI, PUSH	D2	DALI
D5	CASAMBI		

* Optional

UE UE DRIVER

CALIFORNIA+

PRO **OFD**

CCT SWITCH · 200-264Vac 50/60Hz · FLICKER FREE · 60° · LOW UGR <19 · CRI >80 · cos φ >0,95 · 50.000 h · x 25.000 · IP20 · DE · BL RAL 9016 · 5 YEARS WARRANTY



UGR<19

• Material

PC OPAL DIFFUSER · AL BODY · AL REFLECTOR

• Dimming Opt.

0-10V · PUSH · DALI · CASAMBI

• Optional

UE DRIVER · KE Ref. KEU603 · 1-10V Ref. SL20 · ON-OFF Ref. SP20

• Accessories

TRIM RING
ANELLO ADATTATORE
Ref. AE / ANE

• Certif.

CE

x 40 OFD10 · x 30 OFD20 · x 12 OFD28

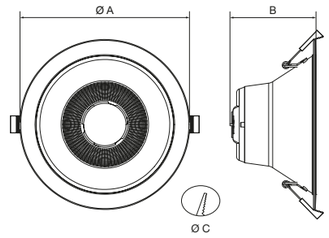

	A	B	C
OFD10UCCT	113	69	87 ~ 105
OFD20UCCT	174	89	145 ~ 165
OFD28UCCT	232	113	190 ~ 225

Measures (mm).

CCT SWITCH

	OPTIONS	W	CCT	N	
OFD10UCCT	*	10 W	6000K	1150 lm	950 lm
			4000K	1150 lm	950 lm
			2700K	1000 lm	850 lm
OFD20UCCT	*	20 W	6000K	2400 lm	2000 lm
			4000K	2400 lm	2000 lm
			2700K	2100 lm	1800 lm
OFD28UCCT	*	28 W	6000K	3360 lm	2800 lm
			4000K	3360 lm	2800 lm
			2700K	2940 lm	2520 lm

★ Dimming Opt.

DT 0-10V, DALI, PUSH · D5 CASAMBI

★ Optional

UE UE DRIVER

ALASKA

PRO **DL25**

6500K · 4000K · 3000K · 198-264Vac 50/60Hz · FLICKER FREE · LOW UGR <19 · CRI >80 · cos φ >0,95 · 50.000 h · x 30.000 · 100° · IP20 · IP65 · DE IP20 · BL RAL 9003 · 5 YEARS WARRANTY

UGR<19

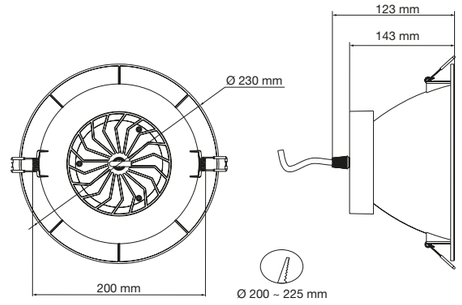

• Material

PC OPAL DIFFUSER · PC BODY

• Certif.

CE

• Dimming Opt.

0-10V · PUSH · DALI · CASAMBI

• Optional

UE DRIVER · KE Ref. KEU603 · 1-10V Ref. SL20 · ON-OFF Ref. SP20

• Accessories

TRIM RING
ANELLO ADATTATORE
Ref. AE / ANE

x 8

	K	W	N	
DL25WUGRIP65★BFBL	6500K	25 W	2500 lm	2000 lm
DL25WUGRIP65★BNBL	4000K	25 W	2450 lm	1950 lm
DL25WUGRIP65★BCBL	3000K	25 W	2400 lm	1900 lm

★ Dimming Opt.

DM 0-10V, DALI, PUSH · DOD DALI / PUSH · CS CASAMBI

★ Optional

UE UE DRIVER

DELAWARE

PRO DL10NR / DL16NR

5700K · 4000K · 3000K · 220-240Vac 50/60Hz · FLICKER FREE

CRI>90 · cos φ >0,92 · 50.000 h · x 30.000 · 100°

IP20 / IP44 · DE · BL RAL 9016 · PL RAL 9007 · 5 YEARS WARRANTY

• Material

PC DIFFUSER · PC BODY · AL REFLECTOR

• Dimming Opt.

0-10V · DALI · PUSH · CASAMBI · 0-10V/DA Ref. **CSB110DA**

• Optional

DL16N

UE DRIVER · Ref. **KEU603** · 1-10V Ref. **SL20** · ON-OFF Ref. **SP20**

• Accessories

TRIM RING
ANELLO ADATTATORE

Ref. **AE / ANE**

• Certif.

CE ENAC

x 24

DL10
DL16

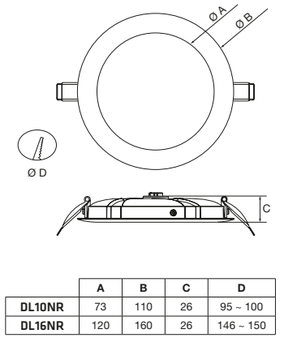

	A	B	C	D
DL10NR	73	110	26	95 ~ 100
DL16NR	120	160	26	146 ~ 150

Measures (mm).

		K	W		
DL10NR*BF	BL ☐ PL ■	5700K	10 W	1170 lm	970 lm
DL10NR*BN		4000K	10 W	1170 lm	970 lm
DL10NR*BC		3000K	10 W	1120 lm	920 lm
DL16NR*BF	BL ☐ PL ■	5700K	16 W	1872 lm	1552 lm
DL16NR*BN		4000K	16 W	1872 lm	1552 lm
DL16NR*BC		3000K	16 W	1792 lm	1472 lm

* Dimming Opt.

DM 0-10V, DALI, PUSH · DA DALI / PUSH · CS CASAMBI

* Optional

UE UE DRIVER

DELAWARE

PRO DL25NC / DL25NR

5700K · 4000K · 3000K · 220-240Vac 50/60Hz · FLICKER FREE

CRI>90 · cos φ >0,92 · 50.000 h · x 30.000 · 100°

IP20 / IP44 · DE · BL RAL 9016 · PL RAL 9007 · 5 YEARS WARRANTY

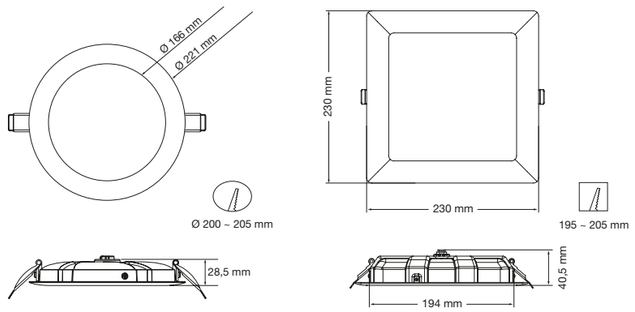

• Material

PC DIFFUSER · PC BODY · AL REFLECTOR

• Dimming Opt.

0-10V · DALI · PUSH · CASAMBI · 0-10V/DA Ref. **CSB110DA**

• Optional

UE DRIVER · Ref. **KEU603** · 1-10V Ref. **SL20** · ON-OFF Ref. **SP20**

• Accessories

TRIM RING
ANELLO ADATTATORE

Ref. **AE / ANE**

• Certif.

CE ENAC

x 24

		K	W		
DL25NR*BF / DL25NC*BF	BL ☐ PL ■	5700K	25 W	2925 lm	2425 lm
DL25NR*BN / DL25NC*BN		4000K	25 W	2925 lm	2425 lm
DL25NR*BC / DL25NC*BC		3000K	25 W	2800 lm	2350 lm

* Dimming Opt.

DM 0-10V, DALI, PUSH · DA DALI / PUSH · CS CASAMBI

* Optional

UE UE DRIVER

NEVADA+

PRO **NDR / NDC**

CCT SWITCH · 220-240Vac 50/60Hz · FLICKER FREE · 120° · CRI >80 · cos φ >0,7 · 30.000 h · x 10.000 · IP20 · DE · BL RAL 9003



• Material

PS DIFFUSER · AL BODY

• Certif.

CE

• Dimming Opt.

0-10V · DALI · PUSH · TRIAC · CASAMBI

• Optional

UE DRIVER · KE Ref. KEU603 · ON-OFF Ref. SP20 · 0-10V Ref. SL20

• Accessories

TRIM RING
ANELLO ADATTATORE
Ref. AE / ANE

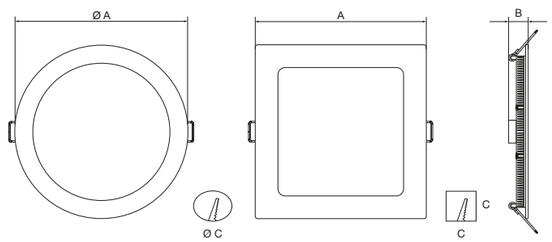

	A	B	C
ND6	120	20	110
ND9	143	20	130
ND12	170	20	155
ND18	220	20	205
ND24	300	20	280

Measures (mm).

CCT SWITCH

x 40 ND6 ND9 · x 20 ND12 ND18 ND24

		OPTIONS	W	CCT		
ND6RCCT0	ND6CCCT0	*	6 W	6000K	492 lm	372 lm
				4000K	462 lm	342 lm
				3000K	402 lm	312 lm
ND9RCCT0	ND9CCCT0	*	9 W	6000K	900 lm	720 lm
				4000K	860 lm	680 lm
				3000K	765 lm	630 lm
ND12RCCT0	ND12CCCT0	*	12 W	6000K	1140 lm	900 lm
				4000K	1080 lm	840 lm
				3000K	960 lm	780 lm
ND18RCCT0	ND18CCCT0	*	18 W	6000K	1908 lm	1548 lm
				4000K	1809 lm	1450 lm
				3000K	1638 lm	1368 lm
ND24RCCT0	ND24CCCT0	*	24 W	6000K	2352 lm	1872 lm
				4000K	2229 lm	1750 lm
				3000K	1992 lm	1632 lm

* Dimming Opt.

D1 0-10V · D2 DALI / PUSH · TC TRIAC (9-12-18-24W) · D5 CASAMBI

* Optional

UE UE DRIVER

NEVADA+

PRO **NDR-S / NDC-S**

CCT SWITCH · 220-240Vac 50/60Hz · FLICKER FREE · 120° · CRI >80 · cos φ >0,5 · 30.000 h · x 10.000 · IP20 · DE · BL RAL 9003

• Material

PS DIFFUSER · AL BODY

• Certif.

CE

• Dimming Opt.

DALI · PUSH · TRIAC

• Optional

KE Ref. KEU603 · ON-OFF Ref. SP20

x 40 ND6 · x 20 ND12 ND18 ND24

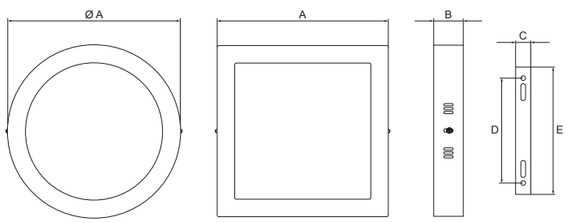

Measures (mm).

	A	B	C	D	E
ND6	120	38	17	90	115
ND12	170	38	17	140	165
ND18	220	38	17	195	217
ND24	300	38	17	268	291

CCT SWITCH

		OPTIONS	W	CCT		
ND6R-SCCT0	ND6C-SCCT0	*	6 W	6000K	492 lm	372 lm
				4000K	462 lm	342 lm
				3000K	402 lm	312 lm
ND12R-SCCT0	ND12C-SCCT0	*	12 W	6000K	1140 lm	900 lm
				4000K	1080 lm	840 lm
				3000K	960 lm	780 lm
ND18R-SCCT0	ND18C-SCCT0	*	18 W	6000K	1908 lm	1548 lm
				4000K	1809 lm	1450 lm
				3000K	1638 lm	1368 lm
ND24R-SCCT0	ND24C-SCCT0	*	24 W	6000K	2352 lm	1872 lm
				4000K	2229 lm	1750 lm
				3000K	1992 lm	1632 lm

* Dimming Opt.

D2 DALI / PUSH (12-18-24W) · TC TRIAC (12-18-24W)

UTAH

PRO **DLU**

CCT SWITCH · 220-240Vac 50/60Hz · FLICKER FREE · 90° · CRI>90 · cos φ >0,9 · 30.000 h · x 10.000 · IP20 · DE · BL RAL 9003

Orientable: 0~50° / Orientabile: 0~50°

Rotation: 360° / Rotazione: 360°

• Material

V DIFFUSER · PC REFLECTOR · AL BODY

• Dimming Opt.

0-10V · PUSH · DALI · CASAMBI

• Optional

UE DRIVER · KE Ref. KEU2403V2 · 1-10V Ref. SL20 · ON-OFF Ref. SP20

• Accessories

TRIM RING
ANELLO ADATTATORE

Ref. AE / ANE

• Certif.

CE

x 12

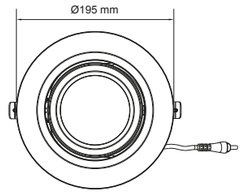

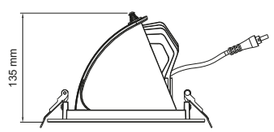

Ø 165-180 mm

CCT SWITCH

	OPTIONS	W	CCT	N	
DLU40RCCT	*	38 W	5700K	4706 lm	3906 lm
			4000K	4706 lm	3906 lm
			3000K	4163 lm	3368 lm

* Dimming Opt.

DT 0-10V, DALI, PUSH · D5 CASAMBI

* Optional

UE UE DRIVER

MONTANA

ECO **DLM**

CCT SWITCH · 200-264Vac 50/60Hz · FLICKER FREE · 110° · CRI >80 · cos φ >0,6 · 20.000 h · x 15.000 · IP20 IP44 · DI · BL RAL 9016

IP44 Mounted

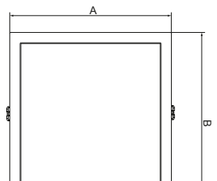

	A	B	C
DLM08C	120	38	105–112
DLM12C	170	39	148–162
DLM18C / DLM25C	220	46	198–212

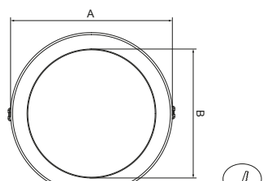

	A	B	C
DLM08R	113	38	90–108
DLM12R	174	39	145–169
DLM18R / DLM25R	244	39	198–239

Measures (mm).

• Material

PC DIFFUSER · PC BODY

• Certif.

CE

• Optional

ON-OFF Ref. SP20 · KE Ref. KET85

• Accessories

TRIM RING
ANELLO ADATTATORE

Ref. AE / ANE

x 60 DLM08 · x 40 DLM12 · x 20 DLM18 DLM25

CCT SWITCH

		W	CCT	N	
DLM08CCCT	DLM08RCCT	8 W	6000K	880 lm	680 lm
			4000K	880 lm	680 lm
			3000K	840 lm	640 lm
DLM12CCCT	DLM12RCCT	12 W	6000K	1320 lm	1020 lm
			4000K	1320 lm	1020 lm
			3000K	1260 lm	960 lm
DLM18CCCT	DLM18RCCT	18 W	6000K	1980 lm	1530 lm
			4000K	1980 lm	1530 lm
			3000K	1890 lm	1440 lm
DLM25CCCT	DLM25RCCT	25 W	6000K	2750 lm	2125 lm
			4000K	2750 lm	2125 lm
			3000K	2625 lm	2000 lm

NEBRASKA

ECO **DLN**

CCT SWITCH · 220-240Vac 50/60Hz · FLICKER FREE · 110° · CRI >80 · cos φ >0,7 · 30.000 h · OFF ON x 10.000 · IP20 · DI · BL RAL 9003

• Material

PS DIFFUSER · PC BODY

• Optional

ON-OFF Ref. **SP20** · KE Ref. **KET85**

• Accessories

SURFACE · TRIM RING ANELLO ADATTATORE Ref. **AE / ANE**

ASR ASC

• Certif.

CE

x 80 DLN9 · x 60 DLN12 · x 40 DLN18 · x 20 DLN24

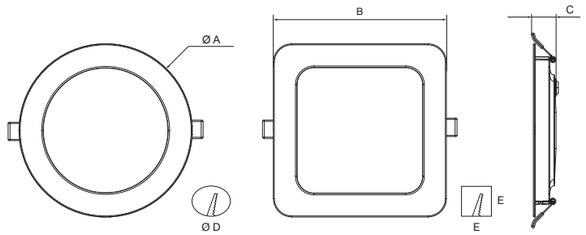

	A	B	C	D	E
DLN9	126	120	26	105–115	105–115
DLN12	145	145	26	125–135	125–135
DLN18	170	170	26	148–160	148–160
DLN24	225	225	26	200–215	200–215

Measures (mm).

3000K 6000K 4000K

CCT SWITCH

		W	CCT	N	
DLN9RCCT	DLN9CCCT	9 W	6000K	945 lm	765 lm
			4000K	945 lm	765 lm
			3000K	855 lm	720 lm
DLN12RCCT	DLN12CCCT	12 W	6000K	1260 lm	1020 lm
			4000K	1260 lm	1020 lm
			3000K	1140 lm	960 lm
DLN18RCCT	DLN18CCCT	18 W	6000K	1960 lm	1600 lm
			4000K	1960 lm	1600 lm
			3000K	1800 lm	1530 lm
DLN24RCCT	DLN24CCCT	24 W	6000K	2580 lm	2100 lm
			4000K	2580 lm	2100 lm
			3000K	2280 lm	2040 lm

NEBRASKA. ACCESSORIES / ACCESSORI.

SURFACE MOUNTING / SUPERFICIE

Installation example.

Round surface mounting accessory for DLN.
(Luminaire not included).

Accessorio di superficie rotondo per DLN.
(Lampada non inclusa).

	W
ASR-DLN9	9 W
ASR-DLN12	12 W
ASR-DLN18	18 W
ASR-DLN24	24 W

CUSTOM

SURFACE MOUNTING / SUPERFICIE

Installation example.

Square surface mounting accessory for DLN.
(Luminaire not included).

Accessorio di superficie quadrato per DLN.
(Lampada non inclusa).

	W
ASC-DLN9	9 W
ASC-DLN12	12 W
ASC-DLN18	18 W
ASC-DLN24	24 W

MISURI

ECO **MSR**

4000K · 180-264Vac 50Hz · FLICKER FREE · CRI >80 · cos φ >0,9 · 30.000 h · OFF ON x 15.000 · IP20 · DI · BL RAL 9016 · 120°

POLYVALENT VERSATILE

• Material

PS DIFFUSER · PC BODY

• Optional

ON-OFF Ref. **SP20** · KE Ref. **KET85**

• Accessories

TRIM RING
ANELLO ADATTATORE

Ref. **AE / ANE**

• Certif.

CE

x 40 MSR12 · x 20 MSR18 · x 10 MSR24 MSR30

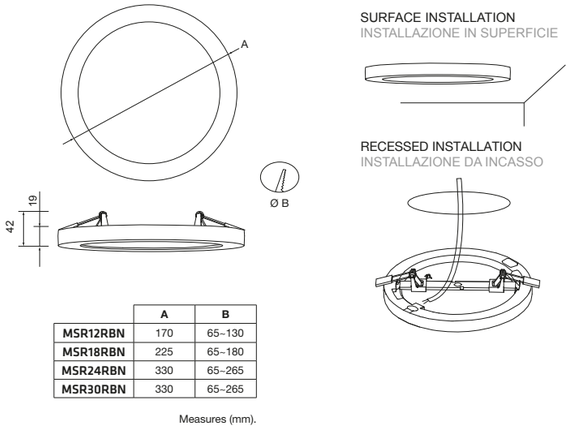

SURFACE INSTALLATION
INSTALLAZIONE IN SUPERFICIE

RECESSED INSTALLATION
INSTALLAZIONE DA INCASSO

	A	B
MSR12RBN	170	65~130
MSR18RBN	225	65~180
MSR24RBN	330	65~265
MSR30RBN	330	65~265

Measures (mm).

	W	K		
MSR12RBN	12 W	4000K	1260 lm	1020 lm
MSR18RBN	18 W	4000K	1890 lm	1530 lm
MSR24RBN	24 W	4000K	2520 lm	2040 lm
MSR30RBN	30 W	4000K	3150 lm	2550 lm

MICHIGAN

ECO **DG20R**

6000K · 4000K · 180-264Vac 50/60Hz · FLICKER FREE · CRI >80 · cos φ >0,5 · 10.000 h · OFF ON x 10.000 · IP20 · DE · BL RAL 1013 · 120°

FLICKER FREE

• Material

PC DIFFU-SER · AL BODY

• Dimming Opt.

0-10V · DALI · PUSH

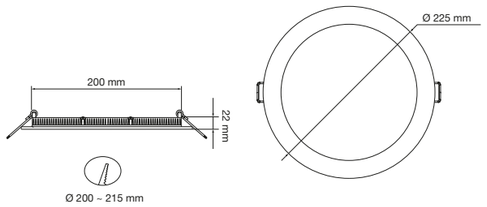

• Optional

UE DRIVER · KE Ref. **KEU603** · 1-10V Ref. **SL20** · ON-OFF Ref. **SP20**

• Accessories

TRIM RING
ANELLO ADATTATORE

Ref. **AE / ANE**

• Certif.

CE · x 20

	W	K		
DG20R*BFBL	18 W	6000K	1800 lm	1300 lm
DG20R*BNBL	18 W	4000K	1764 lm	1270 lm

* Dimming Opt.

DM 0-10V, DALI, PUSH · DA DALI / PUSH

* Optional

UE UE DRIVER

DOWNLIGHTS. ACCESSORIES / ACCESSORI

RECESSED TRIM RING

SIZES

The dimensions will depend on the installation and the downlight.

AE is suitable when the difference between the downlight diameter and the hole diameter is >= 25 mm.

The downlight will always remain on the lower part, while the accessory will be placed between the ceiling and the downlight.

ANELLO ADATTATORE DA INCASSO

DIMENSIONI

Le dimensioni dipenderanno dalle esigenze di ogni impianto e dal downlight da installare.

L'AE è indicato per coprire vuoti in cui la differenza tra il diametro del taglio del soffitto e quello dell'installazione del downlight è >= 25 mm.

Il downlight rimarrà sempre nella parte inferiore, e l'accessorio tra il soffitto e il downlight.

Ref. **AE**

CUSTOM

NON-RECESSED TRIM RING

SIZES

The non-recessed ring is designed to cover gaps where the difference between the ceiling cut-out diameter and the downlight diameter is < 25 mm.

The accessory is then placed between the ceiling and the downlight.

ANELLO ADATTATORE NON DA INCASSO

DIMENSIONI

L'ANE è indicato per coprire vuoti in cui la differenza tra il diametro del taglio del soffitto e quello dell'installazione del downlight è < 25 mm.

Il downlight rimarrà sempre nella parte inferiore, e l'accessorio tra il soffitto e il downlight.

Ref. **ANE**



Indoor Lighting / Illuminazione Indoor

Spotlight

Spotlight

72

PRO

ALBA MDA

CCT SWITCH · IP20 · IP65 · 38°

73 ECO

DENA MDD

IP20 · IP65

74

PRO

VERA MDV

CCT SWITCH

75 ECO

IRIS MINIDLO

PRO 78

METAL RING RNGA

AL BODY · GU10 CONNECTOR INCLUDED

82 ECO

PLASTIC RING RNGP

GU10 CONNECTOR INCLUDED

ALBA

PRO MDA

CCT SWITCH · 220-240Vac 50/60Hz · FLICKER FREE · 38° · CRI >80 · cos φ >0,65 · 30.000 h · IP20 · IP65 · DI · BL RAL 9003 · NE RAL 9005

• Material

PC DIFFUSER · AL+PA BODY · AL RING

• Optional

KE Ref. KEL103 · ON-OFF Ref. SP20

• Certif.

CE · x48

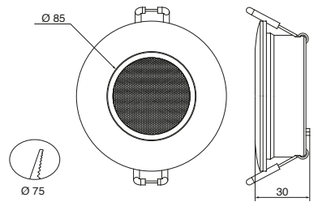

Measures (mm).

CCT SWITCH

		W	CCT		
MDA665CCT0	□	6 W	6500K	720 lm	600 lm
			4000K	720 lm	600 lm
MDA665CCT2	■		3000K	640 lm	550 lm

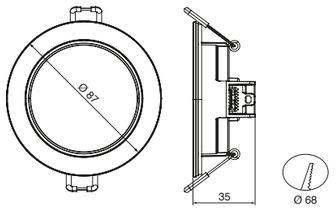

Measures (mm).

DENA

ECO MDD

6500K · 4000K · 3000K · 220-240Vac 50/60Hz · 100° · CRI >80 · cos φ >0,5 · 30.000 h · x 10.000 · IP20 · IP65 · DI · BL RAL 9003

• Material

PP BODY · PS DIFFUSER

• Optional

KE Ref. KEL103 · ON-OFF Ref. SP20

• Rings

SILVER ARGENTO	BLACK NERO	NICKEL NICHEL	CHROME CROMO
Ref. AR1-MDD	Ref. AR2-MDD	Ref. AR3-MDD	Ref. AR4-MDD
Ref. AC1-MDD	Ref. AC2-MDD	Ref. AC3-MDD	Ref. AC4-MDD

• Certif.

CE · x48

	W	K		
MDD565650	4,8 W	6500K	556 lm	460 lm
MDD565400		4000K	546 lm	450 lm
MDD565300		3000K	482 lm	410 lm

DENA. RINGS/ ANELLI

AR1-MDD	AC1-MDD	PL
AR2-MDD	AC2-MDD	NE
AR3-MDD	AC3-MDD	NQ
AR4-MDD	AC4-MDD	CR

VERA

ECO **MDV**

CCT SWITCH · 220-240Vac 50/60Hz · FLICKER FREE · 110° · IP20 · IP54 · CRI >80 · cos φ >0,5 · 25.000 h · x 10.000 · DI · BL RAL 9003

• Material

PS DIFFUSER · AL PC BODY

• Optional

KE Ref. KEL103 · ON-OFF Ref. SP20

• Rings

WHITE BIANCO	SILVER ARGENTO	BLACK NERO	CHROME CROMO
INCLUIDO	Ref. AR1-MDV7	Ref. AR2-MDV7	Ref. AR4-MDV7
Ref. AC0-MDV7	Ref. AC1-MDV7	Ref. AC2-MDV7	Ref. AC4-MDV7

• Certif.

CE · x 100

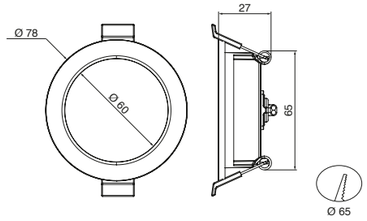

Measures (mm).

3000K 4000K 6500K
CCT SWITCH

	W	CCT		
MDV7CCT0	7 W	6500K	700 lm	560 lm
		4000K	740 lm	600 lm
		3000K	635 lm	530 lm

VERA. RINGS / ANELLI



Included	AC0-MDV7	BL
AR1-MDV7	AC1-MDV7	PL
AR2-MDV7	AC2-MDV7	NE
AR4-MDV7	AC4-MDV7	CR

INDOOR / INDOOR

IRIS

ECO **MINIDLO3**

5700K · 4000K · 2700K · 170-264Vac 50/60Hz · FLICKER FREE · CRI >80 · cos φ >0,5 · 30.000 h · x 15.000 · IP20 · DI · BL RAL 9010 · 45° · 90°

THREELINE FLICKER FREE

• Material

PC DIFFUSER · PC BODY · PC RING

• Optional

KE Ref. KEL103 · ON-OFF Ref. SP20

• Certif.

CE · x 100

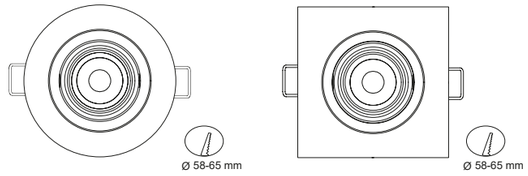

CONNECTION WITH METALLIC TERMINALS
CONNESSIONE CON MORSETTI METALLICI

		K	W			
MINIDLO3RBF45	MINIDLO3CBF45	5700K	3 W	300 lm	261 lm	45°
MINIDLO3RBN45	MINIDLO3CBN45	4000K	3 W	294 lm	240 lm	45°
MINIDLO3RBC45	MINIDLO3CBC45	2700K	3 W	285 lm	218 lm	45°
MINIDLO3RBF90	MINIDLO3CBF90	5700K	3 W	300 lm	261 lm	90°
MINIDLO3RBN90	MINIDLO3CBN90	4000K	3 W	294 lm	240 lm	90°
MINIDLO3RBC90	MINIDLO3CBC90	2700K	3 W	285 lm	218 lm	90°

IRIS

ECO **MINIDLO7**

5700K · 4000K · 2700K · 170-264Vac 50/60Hz · FLICKER FREE · CRI >80 · cos φ >0,5 · 30.000 h · x 15.000 · IP20 · DI · BL RAL 9010 · 45° · 90°

DIMMABLE OPTION
OPZIONE REGOLABILE

• Material

PC DIFFUSER · PC BODY · PC RING

• Dimming Opt.

TRIAC · Ref. CSBTRIAC

• Optional

KE Ref. KEL103 · ON-OFF Ref. SP20

• Certif.

CE · x 100

CONNECTION WITH METALLIC TERMINALS
CONNESSIONE CON MORSETTI METALLICI

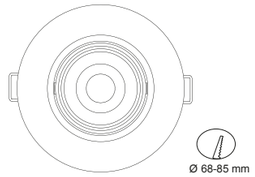

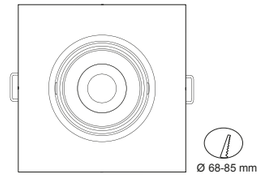

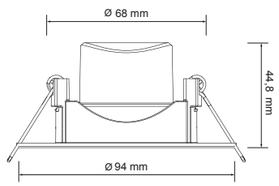

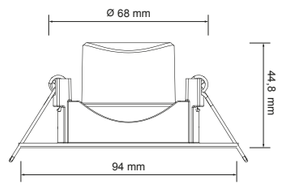

				K	W			
MINIDLO7RBF45	MINIDLO7RDBF45	MINIDLO7CBF45	MINIDLO7CDBF45	5700K	7 W	700 lm	609 lm	45°
MINIDLO7RBN45	MINIDLO7RDBN45	MINIDLO7CBN45	MINIDLO7CDBN45	4000K	7 W	686 lm	588 lm	45°
MINIDLO7RBC45	MINIDLO7RDBC45	MINIDLO7CBC45	MINIDLO7CDBC45	2700K	7 W	665 lm	560 lm	45°
MINIDLO7RBF90	MINIDLO7RDBF90	MINIDLO7CBF90	MINIDLO7CDBF90	5700K	7 W	700 lm	609 lm	90°
MINIDLO7RBN90	MINIDLO7RDBN90	MINIDLO7CBN90	MINIDLO7CDBN90	4000K	7 W	686 lm	588 lm	90°
MINIDLO7RBC90	MINIDLO7RDBC90	MINIDLO7CBC90	MINIDLO7CDBC90	2700K	7 W	665 lm	560 lm	90°

FLICKER FREE

IRIS

ECO **MINIDLO12**

5700K · 4000K · 2700K · 170-264Vac 50/60Hz · FLICKER FREE · CRI >80 · cos φ >0,5 · 30.000 h · x 15.000 · IP20 · DI · BL RAL 9010 · 45° · 90°

• Material

PC DIFFUSER · PC BODY · PC RING

• Optional

KE Ref. KEL103 · ON-OFF Ref. SP20

• Certif.

CE · x 40 MINIDLO12C · x 50 MINIDLO12R

CONNECTION WITH METALLIC TERMINALS
CONNESSIONE CON MORSETTI METALLICI

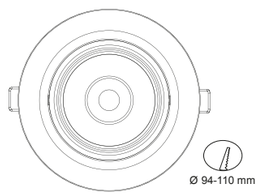

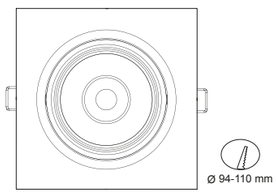

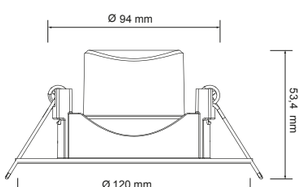

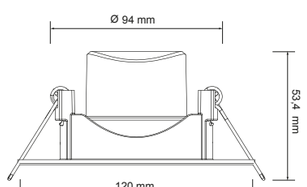

		K	W			
MINIDLO12RBF45	MINIDLO12CBF45	5700K	12 W	1200 lm	1044 lm	45°
MINIDLO12RBN45	MINIDLO12CBN45	4000K	12 W	1176 lm	1020 lm	45°
MINIDLO12RBC45	MINIDLO12CBC45	2700K	12 W	1140 lm	998 lm	45°
MINIDLO12RBF90	MINIDLO12CBF90	5700K	12 W	1200 lm	1044 lm	90°
MINIDLO12RBN90	MINIDLO12CBN90	4000K	12 W	1176 lm	1020 lm	90°
MINIDLO12RBC90	MINIDLO12CBC90	2700K	12 W	1140 lm	998 lm	90°

METAL RING

PRO **RNGA**

GU10 · 30°

BL RAL 9003 · NE RAL 9005 · NI NICKEL SATIN

• Material

AL BODY

• Included

GU10 CONNECTOR

• Certif.

CE · x 100

RNGARF1200

RNGARF1222

RNGARF1244

Measures (mm).

METAL RING

PRO **RNGA**

GU10 · 30°

BL RAL 9003 · NE RAL 9005 · NI NICKEL SATIN

• Material

AL BODY

• Included

GU10 CONNECTOR

• Certif.

CE · x 100



RNGACF1200

RNGACF1222



RNGACF1244

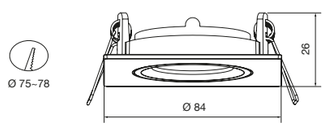

Measures (mm).

RNGARF4200

RNGARF4222

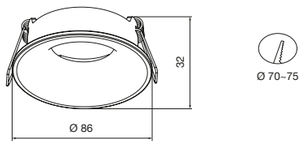

Measures (mm).

RNGACF4200

RNGACF4222

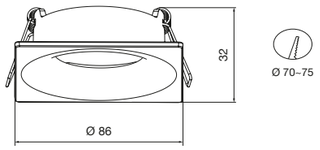

Measures (mm).

METAL RING

PRO RNGA

GU10

BL RAL 9003 · NE RAL 9005

• Material

AL BODY

• Included

GU10 CONNECTOR

• Certif.

CE · x 100

METAL RING

PRO **RNGA**

GU10 · IP65 · BL RAL 9003 · NE RAL 9005

• Material

AL BODY · V DIFFUSER

• Included

GU10 CONNECTOR

• Certif.

CE · x 50

RNGARF2600

RNGARF2622

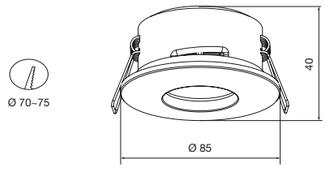

Measures (mm).

METAL RING

PRO **RNGA**

GU10 · 30° · BL RAL 9003 · NE RAL 9005

SANDED FINISH
FINITURA SABBIATA

• Material

AL BODY

• Included

GU10 CONNECTOR

• Certif.

CE · x 100

RNGARF3200

RNGARF3222

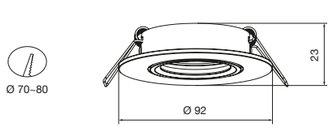

Measures (mm).

RNGARF2200

RNGARF2222

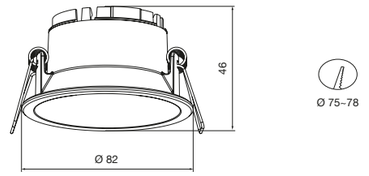

Measures (mm).

METAL RING

PRO RNGA

GU10 · BL RAL 9003 · NE RAL 9005

• Material

AL BODY

• Included

GU10 CONNECTOR

• Certif.

CE · x 100

PLASTIC RING

ECO RNGP

GU10 ±15°

BL NE

• Material

ABS BODY

• Included

GU10 CONNECTOR

• Certif.

CE x 200

RNGPRF1200

RNGPRF1222

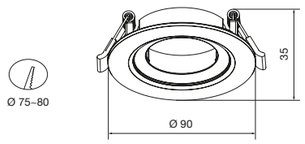

Measures (mm).

PLASTIC RING

ECO RNGP

GU10 ±15°

BL NE

• Material

ABS BODY

• Included

GU10 CONNECTOR

• Certif.

CE x 200

RNGPCF1200



RNGPCF1222

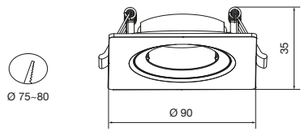

Measures (mm).

RNGPRF2200

RNGPRF2222

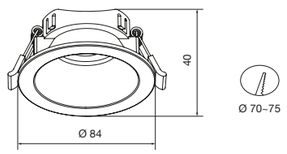

Measures (mm).

PLASTIC RING

ECO RNGP

GU10

BL NE

• Material

ABS BODY

• Included

GU10 CONNECTOR

• Certif.

CE x 100

Indoor Lighting / Illuminazione Indoor

Panels
Pannelli

86 ANNAPOLIS PBA
87 ACROPOLIS P6060EUGR65
88 METROPOLIS P60X60EUGR9
89 TRIPOLIS P6060UGR / P30120UGR / P60120UGR
90 MICROPOLIS P3030 / P3060
92 NEAPOLIS PBN2.
93 EXAPOLIS PBE2.



ANNAPOLIS

PRE-MIUM **PBA**

4000K · 3000K · 220-240Vac 50/60Hz · FLICKER FREE · <19 LOW UGR

CRI >80 · cos φ >0,9 · 50.000 h · x 20.000

IP20 · DE · BL RAL 9003 · 90° · 5 YEARS WARRANTY



BACKLIGHT · UGR<19 · 155 actual lm/W 155 lm/W reali

• Material

PS DIFFUSER · AL BODY · PET REFLECTOR

• Certif.

CE

• Dimming Opt.

0-10V · DALI · PUSH · CASAMBI

• Optional

UE DRIVER · KE Ref. KEU603 · 1-10V Ref. SL20 · ON-OFF Ref. SP20

• Accessories

PBA6060U	Ref. ASM60X60V3	Ref. AEM60X60 Ref. AEP60X60V3	Ref. AS60X60V3	Ref. ATP6060	Ref. CS2G
PBA30120U	Ref. ASM30X120V3	Ref. AEM30X120 Ref. AEP120V3	Ref. AS120V3	Ref. ATP30120	

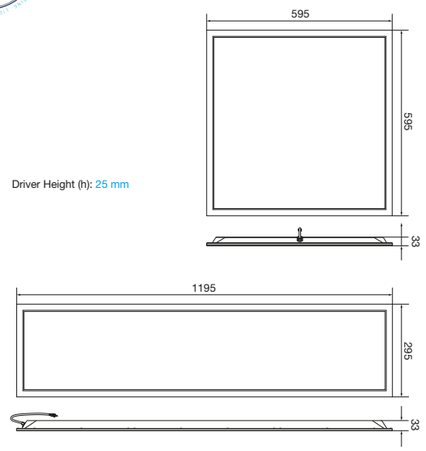

Measures (mm).

	OPTIONS	K		W		
PBA6060U40	*	4000K	595x595x33 mm	26 W	4550 lm	4030 lm
PBA6060U30	*	3000K	595x595x33 mm	26 W	4140 lm	3750 lm
PBA30120U40	*	4000K	1195x295x33 mm	26 W	4550 lm	4030 lm
PBA30120U30	*	3000K	1195x295x33 mm	26 W	4140 lm	3750 lm

★ Dimming Opt.

D1 0-10V · D2 DALI / PUSH · D5 CASAMBI

★ Optional

UE UE DRIVER

ACROPOLIS

PRE-MIUM **P6060EUGR65**

6000K · 4000K · 180-265Vac 50/60Hz · FLICKER FREE · LOW UGR

CRI >80 · cos φ >0,95 · 50.000 h · x 30.000

IP65 · BL RAL 9003 · DE · 120° · 5 YEARS WARRANTY

IP65 · UGR<19

• Material

PS DIFFUSER · AL BODY

• Dimming Opt.

0-10V · DALI · PUSH

• Accessories

Ref. ASC60X60 · Ref. AEM60X60

• Certif.

CE

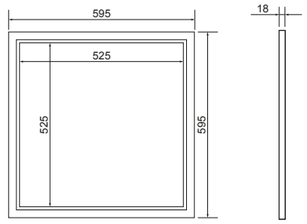

Measures (mm).

	K		W		
P6060EUGR65*BF	6000K	595x595x18 mm	40 W	5200 lm	4400 lm
P6060EUGR65*BN	4000K	595x595x18 mm	40 W	5120 lm	4280 lm

★ Dimming Opt.

DT 0-10V, DALI, PUSH

METROPOLIS

PREMIUM **P60X60EUGR9**

6000K · 4000K · 180-264Vac 50/60Hz · FLICKER FREE · <19 LOW UGR · CRI>90 · cos φ >0,95 · 50.000 h · x 30.000 · IP20 IP40 · BL RAL 9016 · DE · 120° · 5 YEARS WARRANTY

• Material

PS DIFFUSER · AL BODY

• Certif.

CE CB

• Dimming Opt.

0-10V · DALI · PUSH · CASAMBI · 0-10V Ref. **MDRF**

• Optional

UE DRIVER · IP44 · Ref. **KEU2403V2** · 1-10V Ref. **SL20** · ON-OFF Ref. **SP20**

• Accessories

Ref. **ASC60X60** Ref. **ASM60X60V2** Ref. **ASE60X60** · Ref. **AEM60X60** Ref. **ASP60X60** · Ref. **AS60X60** · Ref. **ATP6060** · Ref. **CS2G**

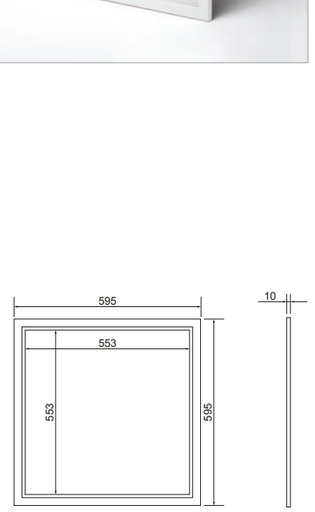

Measures (mm).

	K		W		
P60X60EUGR9*BF	6000K	595x595x10 mm	40 W	5200 lm	4400 lm
P60X60EUGR9*BN	4000K	595x595x10 mm	40 W	5120 lm	4280 lm

* Dimming Opt.

DT 0-10V, DALI, PUSH · D2 DALI / PUSH (4000K) · CS CASAMBI

* Optional

UE UE DRIVER · 44 IP44



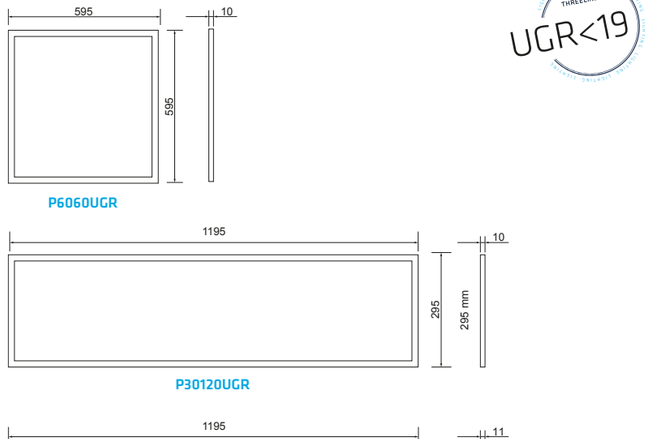

Measures (mm).

TRIPOLIS

PRO **P6060UGR / P30120UGR / P60120UGR**

6000K · 4000K · 3000K · 180-264Vac 50/60 Hz · FLICKER FREE · <19 LOW UGR · CRI >80 · cos φ >0,95 · 50.000 h · x 30.000 · IP20 IP40 · BL RAL 9016 · DE · 120°

• Material

PS DIFFUSER · AL BODY

• Certif.

CE ENAC CB

• Dimming Opt.

0-10V · DALI · PUSH · CASAMBI · 0-10V Ref. **MDRF**

• Optional

UE DRIVER · IP44 · Ref. **KEU2403V2** · 1-10V Ref. **SL20** · ON-OFF Ref. **SP20**

• Accessories

P6060UGR	Ref. **ASC60X60** Ref. **ASM60X60V2** Ref. **ASE60X60**	Ref. **AEM60X60** Ref. **ASP60X60**	Ref. **AS60X60**	Ref. **ATP6060**
P30120UGR	Ref. **ASC30X120** Ref. **ASM30X120V2** Ref. **ASE120**	Ref. **AEM30X120** Ref. **AEP120**	Ref. **AS120**	Ref. **ATP30120**
P60120UGR	Ref. **ASC60X120** Ref. **ASM60X120V2** Ref. **ASE120**	Ref. **AEM60X120** Ref. **AEP120**	Ref. **AS120**	Ref. **ATP60120**

Ref. **CS2G**

	K		W		
P6060UGR*BF	6000K	595x595x10 mm	40 W	5200 lm	4040 lm
P6060UGR*BN	4000K	595x595x10 mm	40 W	5120 lm	4010 lm
P6060UGR*BC	3000K	595x595x10 mm	40 W	4920 lm	3800 lm
P30120UGR*BF	6000K	1195x295x10 mm	40 W	5200 lm	4040 lm
P30120UGR*BN	4000K	1195x295x10 mm	40 W	5120 lm	4010 lm
P30120UGR*BC	3000K	1195x295x10 mm	40 W	4920 lm	3800 lm
P60120UGR*BF	6000K	1195x595x11 mm	50 W	6500 lm	5050 lm
P60120UGR*BN	4000K	1195x595x11 mm	50 W	6400 lm	5010 lm
P60120UGR*BC	3000K	1195x595x11 mm	50 W	6150 lm	4750 lm

* Dimming Opt.

DT 0-10V, DALI, PUSH · D2 DALI / PUSH (4000K) · CS CASAMBI

* Optional

UE UE DRIVER · 44 IP44

MICROPOLIS

PRO **P3030 / P3060**

4000K · 220-240Vac 50/60Hz · FLICKER FREE · 5 YEARS WARRANTY · CRI >80 · cos φ >0,9 · 50.000 h · x 25.000 · IP20 / IP40 · BL RAL 9003 · DE · 110°

• Material

PMMA DIFFUSER · AL BODY

• Dimming Opt.

0-10V · DALI · PUSH · CASAMBI · 0-10V Ref. MDRF

• Optional

UE DRIVER · IP44 · KE Ref. KEU603 · 1-10V Ref. SL20 · ON-OFF Ref. SP20

• Accessories

P3030	Ref. ASM3030 Ref. ASE60X60	Ref. AEM3030 Ref. ASP60X60	Ref. AS60X60	Ref. ATP3030	Ref. CS2G
P3060	Ref. ASM3060 Ref. ASE60X60	Ref. AEM3060 Ref. ASP60X60	Ref. AS60X60	Ref. ATP3060	

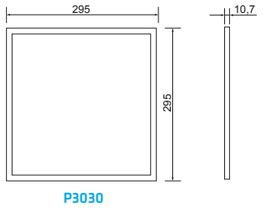

P3030

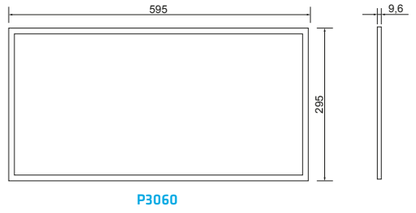

P3060

Measures (mm).

• Certif.

CE

	K		W		
P3030*BN	4000K	295x295x10,7 mm	12 W	1200 lm	960 lm
P3060*BN	4000K	595x295x9,6 mm	18 W	1980 lm	1620 lm

* Dimming Opt.

DT 0-10V, DALI, PUSH · CS CASAMBI

* Optional

UE UE DRIVER · 44 IP44

INDOOR / INDOOR

MICROPOLIS. ACCESSORIES / ACCESSORI

SURFACE MOUNTING / SUPERFICIE

LED panel surface mounting frame.
Accessorio di superficie a cornice.

BL RAL 9003

ASM3030 (301 x 301 x 45 mm)
ASM3060 (301 x 601 x 45 mm)

LED panel surface mounting brackets.
Accessorio di superficie a squadre.

ASE60X60 (4 units)

TRACK LIGHT/ TRACKLIGHT

Track Light accessories.
Accessori Tracklight.

ATP3030 (2 units)
ATP3060 (2 units)

RECESSED MOUNTING / INCASSO

LED panel recessed mounting frame.
Accessorio da incasso a cornice.

BL RAL 9003

AEM3030
AEM3060

LED panel recessed mounting clips.
Accessorio da incasso a pinze.

ASP60X60 (4 units)

SUSPENSION / SOSPENSIONE

LED panel suspension kit / Accessorio di sospensione

AS60X60 (4 units)

SECURITY / SICUREZZA

Security cable / Cavo di sicurezza

CS2G (1 ud.)

MICROPOLIS ACCESSORIES 30x30 / 30x60



	MICROPOLIS	
	P3030	P3060
ASM3030	✓	✗
ASM3060	✗	✓
ASE60X60	✓	✓
AEM3030	✓	✗
AEM3060	✗	✓
ASP60X60	✓	✓
AS60X60	✓	✓
ATP3030	✓	✗
ATP3060	✗	✓
CS2G	✓	✓

NEAPOLIS

PRO **PBN2.**

6000K · 4000K · 3000K · 220-240Vac 50/60Hz · <19 LOW UGR · CRI >80 · cos φ >0,9 · 40.000 h · x 20.000 · IP20 · DE · BL RAL 9003 · 90° · FLICKER FREE

• Material

PS DIFFUSER · AL BODY

• Certif.

CE

• Dimming Opt.

0-10V · DALI · PUSH · CASAMBI · TRIAC

• Optional

EU DRIVER · KE Ref. KEU603 · 0-10V Ref. SL20 · ON-OFF Ref. SP20

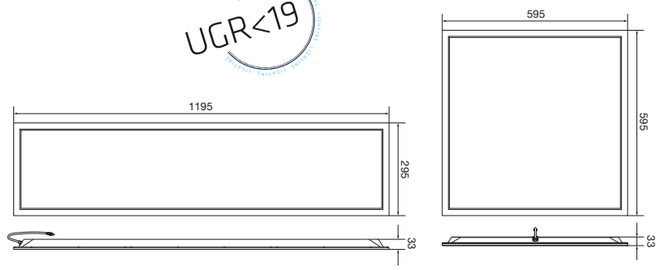

Driver Height (h): 30 mm



Measures (mm).

• Accessories

PBN2.6060U	Ref. ASM60X60V3	Ref. AEM60X60 Ref. AEP60X60V3	Ref. AS60X60V3	Ref. ATP6060
PBN2.30120U	Ref. ASM30X120V3	Ref. AEM30X120 Ref. AEP120V3	Ref. AS120V3	Ref. ATP30120
PBN2.60120U	Ref. ASM60X120V3	Ref. AEM60X120 Ref. AEP120V3	Ref. AS120V3	Ref. ATP60120

Ref. CS2G

OPTIONS	K		W	N	
PBN2.6060U60	*	6000K	595x595x33 mm	40 W	4680 lm	3880 lm
PBN2.6060U40	*	4000K	595x595x33 mm	40 W	4680 lm	3880 lm
PBN2.6060U30	*	3000K	595x595x33 mm	40 W	4200 lm	3605 lm
PBN2.30120U60	*	6000K	1195x295x33 mm	40 W	4680 lm	3880 lm
PBN2.30120U40	*	4000K	1195x295x33 mm	40 W	4680 lm	3880 lm
PBN2.30120U30	*	3000K	1195x295x33 mm	40 W	4200 lm	3605 lm
PBN2.60120U60	*	6000K	1195x595x34 mm	58 W	6426 lm	5626 lm
PBN2.60120U40	*	4000K	1195x595x34 mm	58 W	6426 lm	5626 lm
PBN2.60120U30	*	3000K	1195x595x34 mm	58 W	5820 lm	5220 lm

* Dimming Opt.

D1 0-10V · D2 DALI / PUSH · D5 CASAMBI · TC TRIAC

* Optional

UE UE DRIVER

EXAPOLIS

ECO **PBE2.**

6000K · 4000K · 220-240Vac 50/60Hz · FLICKER FREE · CRI >80 · cos φ >0,9 · 40.000 h · x 20.000 · IP20 · DE · BL RAL 9003 · 110°

• Material

PS DIFFUSER · AL BODY

• Accessories

Ref. ASM60X60V3 · Ref. AEM60X60 Ref. AEP60X60V3 · Ref. AS60X60V3 · Ref. ATP6060

Ref. CS2G

Driver Height (h): 30 mm

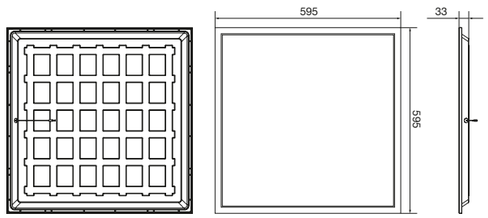

Measures (mm).

	K		W	N	
PBE2.606060	6000K	595x595x33 mm	40 W	4800 lm	4000 lm
PBE2.606040	4000K	595x595x33 mm	40 W	4800 lm	4000 lm

PANELS. ACCESSORIES / ACCESSORI.

SURFACE MOUNTING / SUPERFICIE

LED panel surface mounting box.
Accessorio di superficie a cassa.

ASC60X60 (601 x 601 x 57 mm)
ASC30X120 (301 x 1205 x 57 mm)
ASC60X120 (601 x 1205 x 57 mm)

LED panel surface mounting frame.
Accessorio di superficie a cornice.

ASM60X60V2 (600 x 600 x 45 mm)
ASM30X120V2 (300 x 1200 x 45 mm)
ASM60X120V2 (600 x 1200 x 45 mm)

LED panel surface mounting brackets.
Accessorio di superficie a squadre.

ASE60X60 (4 units)
ASE120 (6 units)

LED panel surface mounting frame.
Accessorio di superficie a cornice.

ASM60X60V3 (600 x 600 x 70 mm)
ASM30x120V3 (300 x 1200 x 70 mm)
ASM60X120V3 (600 x 1200 x 70 mm)

TRACK LIGHT/ TRACKLIGHT

Track Light accessories.
Accessori Tracklight.

ATP6060 (2 units)
ATP30120 (2 units)
ATP60120 (2 units)

RECESSED MOUNTING / INCASSO

LED panel recessed mounting frame.
Accessorio da incasso a cornice.

AEM60X60
AEM30x120
AEM60X120

LED panel recessed mounting clips.
Accessorio da incasso a pinze.

ASP60X60 (4 units)
AEP120 (6 units)

LED panel recessed mounting clips.
Accessorio da incasso a pinze.

AEP60X60V3 (4 units)
AEP120V3 (6 units)

SUSPENSION / SOSPENSIONE

LED panel suspension kit
Accessorio di sospensione

AS60X60 (4 units)
AS120 (6 units)

LED panel suspension kit.
Accessorio di sospensione.

AS60X60V3 (4 units)
AS120V3 (6 units)

SECURITY / SICUREZZA

Security cable / Cavo di sicurezza

CS2G (1 ud.)

PANELES. ACCESSORIES / ACCESSORI.

60x60 PANELS ACCESORIES / ACCESSORI PANNELLI 60x60

		SLIM PANELS		
		ACROPOLIS	METROPOLIS	TRIPOLIS
		P6060EUGR65	P60X60EUGR9	P6060UGR
	ASC60X60	✓	✓	✓
	ASM60X60V2	✗	✓	✓
	ASE60X60	✗	✓	✓
	AEM60X60	✓	✓	✓
	ASP60X60	✗	✓	✓
	AS60X60	✗	✓	✓
	ATP6060	✗	✓	✓
	CS2G	✗	✓	✓

		BACKLIGHT PANELS		
		ANNAPOLIS	NEAPOLIS	EXAPOLIS
		PBA6060U	PBN2.6060U	PBE2.6060
	ASM60X60V3	✓	✓	✓
	AEM60X60	✓	✓	✓
	AEP60X60V3	✓	✓	✓
	AS60X60V3	✓	✓	✓
	ATP6060	✓	✓	✓
	CS2G	✓	✓	✓

30x120 AND 60x120 PANELS ACCESORIES / ACCESSORI PANNELLI 30x120 E 60x120

		SLIM PANELS	
		TRIPOLIS	
		P30120UGR	P60120UGR
	ASC30X120	✓	✗
	ASC60X120	✗	✓
	ASM30X120V2	✓	✗
	ASM60X120V2	✗	✓
	ASE120	✓	✓
	AEM30X120	✓	✗
	AEM60X120	✗	✓
	AEP120	✓	✓
	AS120	✓	✓
	ATP30120	✓	✗
	ATP60120	✗	✓
	CS2G	✓	✓

		BACKLIGHT PANELS		
		ANNAPOLIS	NEAPOLIS	
		PBA30120U	PBN2.30120U	PBN2.60120U
	ASM30X120V3	✓	✓	✗
	ASM60X120V3	✗	✗	✓
	AEM30X120	✓	✓	✗
	AEM60X120	✗	✗	✓
	AEP120V3	✓	✓	✓
	AS120V3	✓	✓	✓
	ATP30120	✓	✓	✗
	ATP60120	✗	✗	✓
	CS2G	✓	✓	✓

Indoor Lighting / Illuminazione Indoor

Linear Profiles
Lineari



102
PRE-MIUM
SKYLINE SKL
120lm/W actual/reali
5 YEARS WARRANTY
CUSTOM
565 mm 845 mm 1125 mm 1405 mm 1685 mm



108
PRE-MIUM
TURIA TLR / TLRE
100lm/W actual/reali
5 YEARS WARRANTY
CUSTOM
570 mm 850 mm 1130 mm 1410 mm 1690 mm

118
PRO
ALTHEA LTS
150lm/W actual/reali
5 YEARS WARRANTY
1447 mm
40x100° 43x95° 90x100° T25° 2T25°



119
ECO
TIVE T5R
313 mm 573 mm 873 mm 1173 mm 1473 mm

DOWNLINK DOWNLIGHT | SPOTLIGHT SPOTLIGHT | PANELS PANNELLI | LINEAR PROFILES LINEARI | CEILING LIGHTS PLAFONI | TRACK LIGHT TRACKLIGHT

ThreelineGroup.com

SKYLINE vs TURIA

Continuous line installation / Installazione in linea continua

1 SUSPENSION / SOSPENSIONE

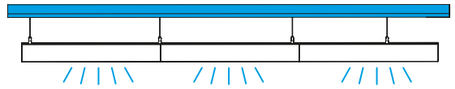

Suspending the line is the **best option** for **uneven ceilings**.

Variations in the ceiling can be compensated by adjusting the length of the cable.

Collocare i lineari in sospensione è la **soluzione perfetta** in caso di **soffitti irregolari**.

Variando la lunghezza dei cavi si possono compensare le variazioni del soffitto.

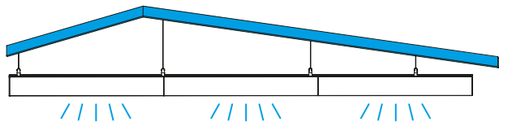

For **continuous suspended line** always use **SKYLINE** with any of its accessories.

Per una **fila continua in sospensione** utilizza sempre il modello SKYLINE con uno dei suoi accessori.

	Decorative	Concrete	Wood & Metal	Beams
Linear mounting				

	Decorative	Eco
Linear mounting		

2 SURFACE / SUPERFICIE

A. Completely smooth ceilings / Soffitti completamente lisci — **TURIA** (Recommended) / (Consigliato)

W	Accessorie	Distance to ceiling	End cap
TURIA	(Included)	0 cm	
SKYLINE	ASKL (Eco)	1,5 cm	
	ASKL (Magnet)	0,5 cm	
	ASKL01SP	0 cm	

B. Ceilings with slight unevenness / Soffitti con piccoli dislivelli — **SKYLINE**

It can be used for hollow, plasterboard, concrete and solid ceilings. Si può utilizzare per controsoffitto, cartongesso o soffitto a volta, calcestruzzo e simili.

W	Accessorie	Distance to ceiling	End cap
SKYLINE	ASKL01SP	0 cm	

SKYLINE vs TURIA

Other types of installation / Altri tipi di installazione

1 RECESSED / INCASSO — TURIA

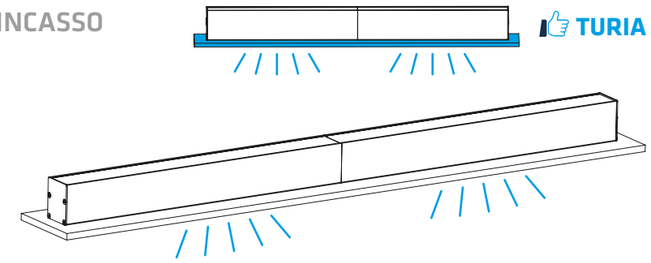

2 WALL / A PARETE — TURIA

A. Light parallel to the wall / Luce parallela alla parete

TURIA Ref. TLR + **ACCESSORIE**
- ☐ Ref. AES90TLRBL
- ■ Ref. AES90TLRPL
- ■ Ref. AES90TLRNE

B. 40° angle from the wall / Angolo di 40° rispetto alla parete

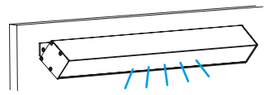

TURIA Ref. TLR + **ACCESSORIE**
- ☐ Ref. AES40TLRBL
- ■ Ref. AES40TLRPL
- ■ Ref. AES40TLRNE

*Other angles on request / Consultare per altri angoli

3 INDIRECT/ LUCE INDIRETTA — TURIA

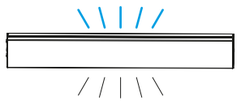

A. Suspended / In sospensione

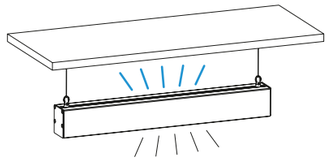

TURIA Ref. TLR + **INDIRECT LIGHTING** Ref. ALITLR 1130 BN K + **ACCESSORIE** Ref. ASTLR (Page 116)

B. From wall / A parete

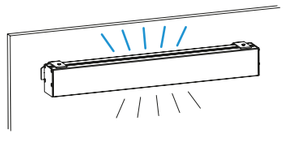

TURIA Ref. TLR + **INDIRECT LIGHTING** Ref. ALITLR 1130 BN K + **ACCESSORIE**
- ☐ Ref. ATPTLRBL
- ■ Ref. ATPTLRPL
- ■ Ref. ATPTLRNE

PREMIUM SKYLINE SKL

6500K 4000K 3000K 188-264Vac 50/60Hz FLICKER FREE

120 lm/W actual/reali

cos φ >0,95 | 50.000 h | OFF ON x 30.000

IP20 | 5 YEARS WARRANTY | <19 LOW UGR

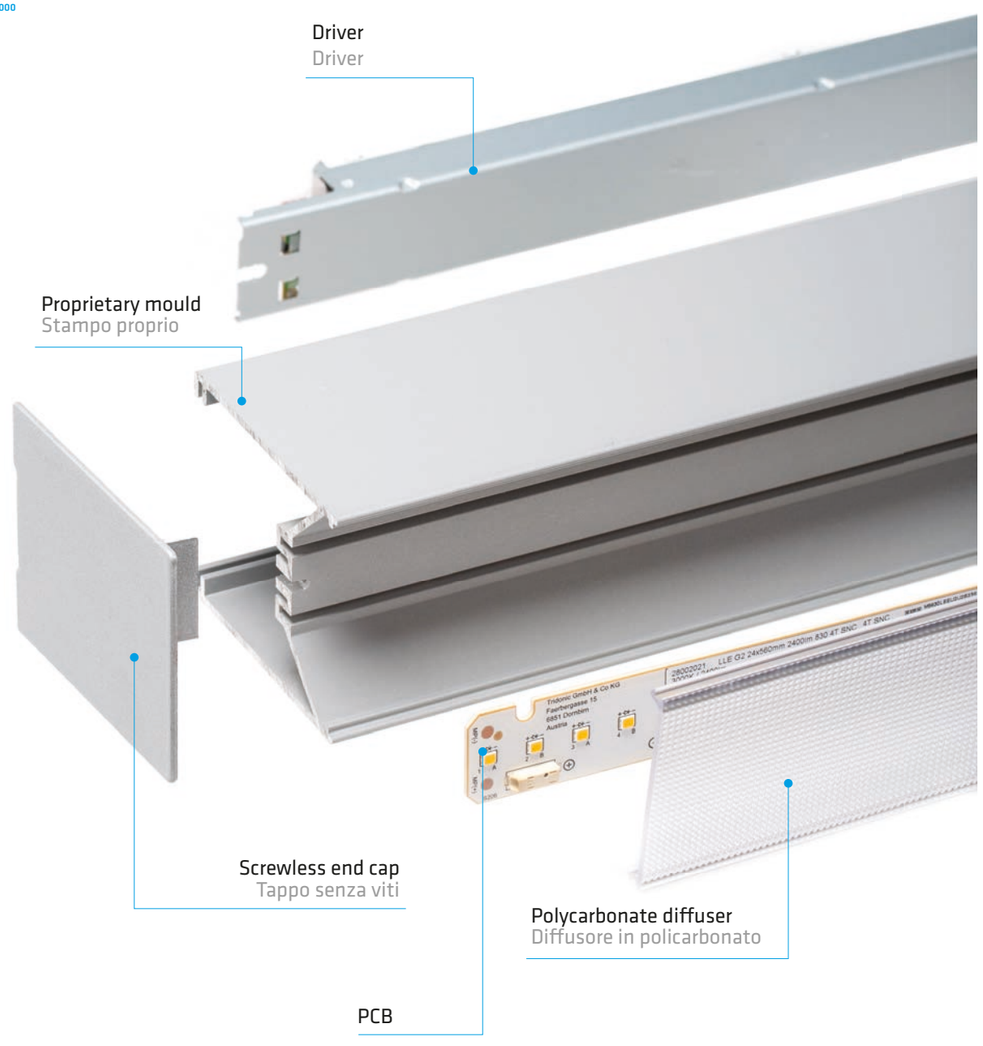

• Material

AL BODY | PC PRISM DIFFUSER | PC OPAL DIFFUSER

• Options

BL RAL 9016 | PL RAL 9006 | NE RAL 9005

565 mm | 845 mm | 1125 mm | 1405 mm | 1685 mm

• Dimming Opt.

DALI | PUSH | 1-10V

0-10V Ref. MDRF | 0-10V/DA Ref. CSB110DA

• Optional

KE Ref. KEU603 | CUSTOM

• Certif.

CE ENAC

LINEAR SUSPENDED / LINEARE IN SOSPENSIONE



How is the SKYLINE installed? Come va installato lo SKYLINE?

1 Separately / Singolarmente

SINGLE SECTION
PROFILO UNICO

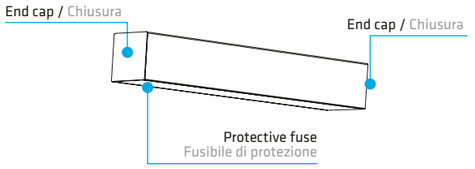

SKL	X	XX	X	X	X	X	X	SINGLE
			W		CRI	K	DIFFUSER	0 SECTION	KE

2 In a continuous line / In linea continua

Different sections are separated to facilitate the installation / Per facilitare l'installazione, vengono distinti i diversi profili

INITIAL SECTION
PROFILO INIZIALE

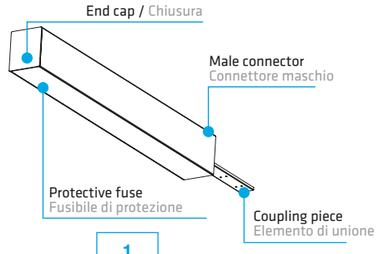

1 INITIAL SECTION

MIDDLE SECTION
PROFILO INTERMEDIO

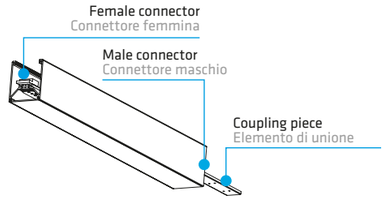

6 MIDDLE SECTION

FINAL SECTION
PROFILO FINALE

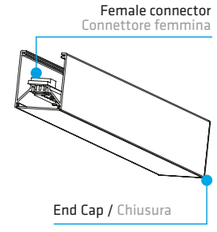

7 FINAL SECTION

SKL	X	XX	X	X	X	X	X	X	X
			W		CRI	K	DIFFUSER	SECTION	KE

Identify the sections that make up your installation / Identifica i profili che compongono la tua installazione.

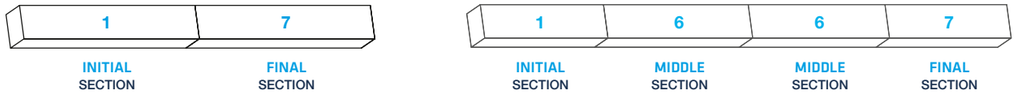

Place your order taking the sections into account / Realizza l'ordine tenendo in considerazione la posizione dei profili

SKYLINE

SKYLINE 565 mm

*Create your reference / Genera il tuo codice

			W			CRI		K		DIFFUSER		SECTION		KE	
SKYLINE 565 mm	SKL0	00	12 W	1		0	> 80	8	6500K	6	OPAL	0	SINGLE	0	✕	0
		10	25 W	2	DALI / PUSH	1	> 90	9	4000K	4	MICROPRIS.	1	INITIAL	1		
		20	35 W	3	1-10V	2			3000K	3			MIDDLE	6		
													FINAL	7		

OPAL

W	K			W	K			W	K		
	6500K	1764 lm	1437 lm		6500K	3675 lm	2875 lm		6500K	5145 lm	4025 lm
12 W	4000K	1711 lm	1394 lm	25 W	4000K	3565 lm	2789 lm	35 W	4000K	4991 lm	3904 lm
	3000K	1660 lm	1352 lm		3000K	3458 lm	2705 lm		3000K	4841 lm	3787 lm

MICROPRIS.

W	K			W	K			W	K		
	6500K	1764 lm	1500 lm		6500K	3675 lm	3000 lm		6500K	5145 lm	4200 lm
12 W	4000K	1711 lm	1455 lm	25 W	4000K	3565 lm	2910 lm	35 W	4000K	4991 lm	4074 lm
	3000K	1660 lm	1411 lm		3000K	3458 lm	2823 lm		3000K	4841 lm	3952 lm

*Other finishes on request / Consultare per altre finiture

SKYLINE

SKYLINE 845 mm

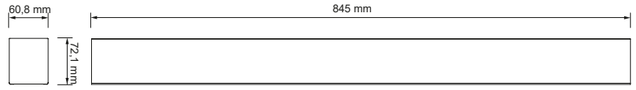

*Create your reference / Genera il tuo codice

			W			CRI		K		DIFFUSER		SECTION		KE	
SKYLINE 845 mm	SKL1	01	18,5 W	1		0	> 80	8	6500K	6	OPAL	2	SINGLE	0	✕	0
		11	35 W	2	DALI / PUSH	1	> 90	9	4000K	4	MICROPRIS.	3	INITIAL	1	KEU603	8
		21	50 W	3	1-10V	2			3000K	3			MIDDLE	6		
													FINAL	7		

OPAL

W	K			W	K			W	K		
	6500K	2720 lm	2127 lm		6500K	5145 lm	4025 lm		6500K	7350 lm	5750 lm
18,5 W	4000K	2638 lm	2063 lm	35 W	4000K	4991 lm	3904 lm	50 W	4000K	7130 lm	5578 lm
	3000K	2559 lm	2001 lm		3000K	4841 lm	3787 lm		3000K	6916 lm	5410 lm

MICROPRIS.

W	K			W	K			W	K		
	6500K	2720 lm	2220 lm		6500K	5145 lm	4200 lm		6500K	7350 lm	6000 lm
18,5 W	4000K	2638 lm	2153 lm	35 W	4000K	4991 lm	4074 lm	50 W	4000K	7130 lm	5820 lm
	3000K	2559 lm	2089 lm		3000K	4841 lm	3952 lm		3000K	6916 lm	5645 lm

SKYLINE 1125 mm

*Create your reference / Genera il tuo codice

			W			CRI		K		DIFFUSER		SECTION		KE	
SKYLINE 1125 mm	SKL2	02	25 W	1		0	> 80	8	6500K	6	OPAL	4	SINGLE	0	✕	0
		12	45 W	2	DALI / PUSH	1	> 90	9	4000K	4	MICROPRIS.	5	INITIAL	1	KEU603	8
		22	70 W	3	1-10V	2			3000K	3			MIDDLE	6		
													FINAL	7		

OPAL

W	K			W	K			W	K		
	6500K	3675 lm	2875 lm		6500K	7350 lm	5750 lm		6500K	10290 lm	8050 lm
25 W	4000K	3308 lm	2588 lm	45 W	4000K	6615 lm	5175 lm	70 W	4000K	9261 lm	7245 lm
	3000K	2977 lm	2329 lm		3000K	5954 lm	4658 lm		3000K	8335 lm	6521 lm

MICROPRIS.

W	K			W	K			W	K		
	6500K	3675 lm	3000 lm		6500K	7350 lm	6000 lm		6500K	10290 lm	8400 lm
25 W	4000K	3308 lm	2700 lm	45 W	4000K	6615 lm	5400 lm	70 W	4000K	9261 lm	7560 lm
	3000K	2977 lm	2430 lm		3000K	5954 lm	4860 lm		3000K	8335 lm	6804 lm

*Other finishes on request / Consultare per altre finiture

SKYLINE

SKYLINE 1405 mm

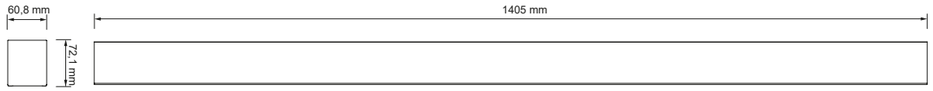

*Create your reference / Genera il tuo codice

			W			CRI		K		DIFFUSER		SECTION		KE	
SKYLINE 1405 mm	SKL3	03	30 W	1		0	> 80	8	6500K	6	OPAL	6	SINGLE	0		0
		13	60 W	2	DALI / PUSH	1	> 90	9	4000K	4	MICROPRIS.	7	INITIAL	1	KEU603	8
		23	90 W	3	1-10V	2			3000K	3			MIDDLE	6		
													FINAL	7		

OPAL

W	K			W	K			W	K		
	6500K	4410 lm	3450 lm		6500K	8820 lm	6900 lm		6500K	13230 lm	10350 lm
30 W	4000K	4278 lm	3347 lm	60 W	4000K	8555 lm	6693 lm	90 W	4000K	12833 lm	10040 lm
	3000K	4149 lm	3246 lm		3000K	8299 lm	6492 lm		3000K	12448 lm	9738 lm

MICROPRIS.

W	K			W	K			W	K		
	6500K	4410 lm	3600 lm		6500K	8820 lm	7200 lm		6500K	13230 lm	10800 lm
30 W	4000K	4278 lm	3492 lm	60 W	4000K	8555 lm	6984 lm	90 W	4000K	12833 lm	10476 lm
	3000K	4149 lm	3387 lm		3000K	8299 lm	6774 lm		3000K	12448 lm	10162 lm

SKYLINE 1685 mm



*Create your reference / Genera il tuo codice

			W			CRI		K		DIFFUSER		SECTION		KE	
SKYLINE 1685 mm	SKL4	04	40 W	1		0	> 80	8	6500K	6	OPAL	8	SINGLE	0		0
		14	70 W	2	DALI / PUSH	1	> 90	9	4000K	4	MICROPRIS.	9	INITIAL	1	KEU603	8
		24	105 W	3	1-10V	2			3000K	3			MIDDLE	6		
													FINAL	7		

OPAL

W	K			W	K			W	K		
	6500K	5880 lm	4600 lm		6500K	10290 lm	8050 lm		6500K	15435 lm	12075 lm
40 W	4000K	5704 lm	4462 lm	70 W	4000K	9981 lm	7809 lm	105 W	4000K	14972 lm	11713 lm
	3000K	5532 lm	4328 lm		3000K	9682 lm	7574 lm		3000K	14523 lm	11361 lm

MICROPRIS.

W	K			W	K			W	K		
	6500K	5880 lm	4800 lm		6500K	10290 lm	8400 lm		6500K	15435 lm	12600 lm
40 W	4000K	5704 lm	4656 lm	70 W	4000K	9981 lm	8148 lm	105 W	4000K	14972 lm	12222 lm
	3000K	5532 lm	4516 lm		3000K	9682 lm	7904 lm		3000K	14523 lm	11855 lm

*Other finishes on request / Consultare per altre finiture

SKYLINE. ACCESSORIES / ACCESSORI

SURFACE MOUNTING / SUPERFICIE

*Create your reference / Genera il tuo codice

	SIZE (Units included)		ACCESSORIE	
ASKL	565 mm (2 units)	0	ECO	0
	845 mm (2 units)	1		
	1125 mm (2 units)	2		
	1405 mm (3 units)	3		
	1685 mm (3 units)	4		

ASKL01SP

	SIZE (Units included)		ACCESSORIE	
ASKL	565 mm (2 units)	5	MAGNET	1
	845 mm (3 units)	6		
	1125 mm (4 units)	7		
	1405 mm (4 units)	8		
	1685 mm (5 units)	9		

Security wire included / Tiranti di sicurezza inclusi

TRACK LIGHT/ TRACKLIGHT

Track Light accessories.
Accessori Tracklight.

*Contact us / Consultare

SUSPENSION / SOSPENSIONE

*Create your reference / Genera il tuo codice

	SIZE (units included)		CEILING MOUNTING		CABLE (m)		LINEAR MOUNTING	
ASKL	565 mm (2 units)	0	DEC (Decorative)	3	1 m	1	AM (Decorative)	1
	845 mm (2 units)	1	HM6 (Concrete) (Cemento)	4	2 m	2	HF (Eco)	2
	1125 mm (2 units)	2	J90 (Wood and metal sheets) (Legno e lamiera)	5				
	1405 mm (3 units)	3	LAZ (Beams) (Travi)	6				
	1685 mm (3 units)	4						

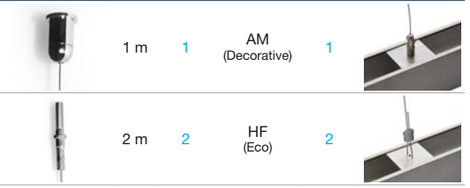

*Other cable lengths available on request / Consultare per altre lunghezze dei cavi

	SIZE (Units included)		SUSPENSION	
ASKL	565 mm (2 units)	0	ECO	2
	845 mm (2 units)	1		
	1125 mm (2 units)	2		
	1405 mm (3 units)	3		
	1685mm (3 units)	4		

*1.3 m cable included.
Cavo 1,3 m incluso.

Back cover included with all suspension accessories / Con tutti gli accessori di sospensione è inclusa la chiusura posteriore

PREMIUM TURIA TLR

6500K · 4000K · 3000K · 198-264Vac 50/60Hz · FLICKER FREE

100 lm/W actual/reali

cos φ >0,95 · 50.000 h · OFF ON x 30.000

IP20 · 5 YEARS WARRANTY · MICROPRIS <19 LOW UGR

• Material

AL BODY · PC PRISM DIFFUSER · PC OPAL DIFFUSER

• OPTIONS

BL RAL 9016 · PL RAL 9006 · NE RAL 9005

570 mm · 845 mm · 1130 mm · 1410 mm · 1690 mm

• Dimming Opt.

1-10V · DALI · PUSH

0-10V Ref. MDRF · 0-10V/DA Ref. CSB110DA

• Optional

UE DRIVER · CUSTOM

• Certif.

CE



DOWNLIGHT DOWNLIGHT | SPOTLIGHT SPOTLIGHT | PANNELLI PANNELLI | LINEAR PROFILES LINEARI | CEILING LIGHTS PLAFONI | TRACK LIGHT TRACKLIGHT



RECESSED LIGHTING
ILLUMINAZIONE DA INCASSO

WALL LIGHTING
ILLUMINAZIONE DA PARETE

DIRECT + INDIRECT LIGHTING
ILLUMINAZIONE DIRETTA + INDIRETTA

SURFACE LIGHTING
ILLUMINAZIONE IN SUPERFICIE



TURIA. SURFACE MOUNTING / SUPERFICIE

*(Ceiling mounting clips included) / (Clip di fissaggio al soffitto incluse)



TLR570



*Create your reference / Genera il tuo codice

OPAL		W	*	K				MICROPRIS.		W	*	K			
TURIA 570 mm	TLR570-	12 W	12W	*	6500K	BF	BL	TURIA 570 mm	TLR570M-	12 W	12W	*	6500K	BF	BL
		25 W	25W	*	4000K	BN	PL			25 W	25W	*	4000K	BN	PL
		35 W	35W	*	3000K	BC	NE			35 W	35W	*	3000K	BC	NE

* Optional: UE (UE DRIVER) | D110 (1-10V) | DOD (DALI / PUSH)

OPAL

W	K			W	K			W	K		
12 W	6500K	1764 lm	1176 lm	25 W	6500K	3675 lm	2450 lm	35 W	6500K	5145 lm	3430 lm
	4000K	1711 lm	1141 lm		4000K	3565 lm	2377 lm		4000K	4991 lm	3327 lm
	3000K	1660 lm	1106 lm		3000K	3458 lm	2305 lm		3000K	4841 lm	3227 lm

MICROPRIS.

W	K			W	K			W	K		
12 W	6500K	1764 lm	1200 lm	25 W	6500K	3675 lm	2500 lm	35 W	6500K	5145 lm	3500 lm
	4000K	1711 lm	1164 lm		4000K	3565 lm	2425 lm		4000K	4991 lm	3395 lm
	3000K	1660 lm	1129 lm		3000K	3458 lm	2352 lm		3000K	4841 lm	3293 lm

*Other finishes on request / Consultare per altre finiture

DOWNLIGHT DOWNLIGHT | SPOTLIGHT SPOTLIGHT | PANELS PANNELLI | LINEAR PROFILES LINEARI | CEILING LIGHTS PLAFONI | TRACK LIGHT TRACKLIGHT

TURIA. SURFACE MOUNTING / SUPERFICIE

TLR845



*Create your reference / Genera il tuo codice

OPAL		W	*	K				MICROPRIS.		W	*	K			
TURIA 845 mm	TLR845-	19 W	19W	*	6500K	BF	BL	TURIA 845 mm	TLR845M-	19 W	19W	*	6500K	BF	BL
		35 W	35W	*	4000K	BN	PL			35 W	35W	*	4000K	BN	PL
		50 W	50W	*	3000K	BC	NE			50 W	50W	*	3000K	BC	NE

* Optional: UE (UE DRIVER) | D110 (1-10V) | DOD (DALI / PUSH)

OPAL

W	K			W	K			W	K		
19 W	6500K	2784 lm	1813 lm	35 W	6500K	5145 lm	3430 lm	50 W	6500K	7305 lm	4900 lm
	4000K	2705 lm	1759 lm		4000K	4991 lm	3327 lm		4000K	7087 lm	4753 lm
	3000K	2625 lm	1705 lm		3000K	4841 lm	3227 lm		3000K	6874 lm	4610 lm

MICROPRIS.

W	K			W	K			W	K		
19 W	6500K	2784 lm	1850 lm	35 W	6500K	5145 lm	3500 lm	50 W	6500K	7305 lm	5000 lm
	4000K	2705 lm	1795 lm		4000K	4991 lm	3395 lm		4000K	7087 lm	4850 lm
	3000K	2625 lm	1741 lm		3000K	4841 lm	3292 lm		3000K	6874 lm	4704 lm

TLR1130

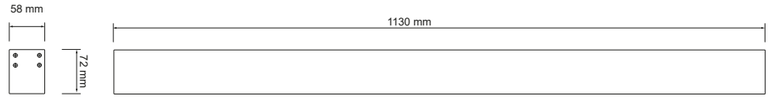

*Create your reference / Genera il tuo codice

OPAL		W	*	K				MICROPRIS.		W	*	K			
TURIA 1130 mm	TLR1130-	25 W	25W	*	6500K	BF	BL	TURIA 570 mm	TLR1130M-	25 W	25W	*	6500K	BF	BL
		50 W	50W	*	4000K	BN	PL			50 W	50W	*	4000K	BN	PL
		70 W	70W	*	3000K	BC	NE			70 W	70W	*	3000K	BC	NE

* Optional: UE (UE DRIVER) | D110 (1-10V) | DOD (DALI / PUSH)

OPAL

W	K			W	K			W	K		
25 W	6500K	3675 lm	2450 lm	50 W	6500K	7350 lm	4900 lm	70 W	6500K	10290 lm	6860 lm
	4000K	3308 lm	2377 lm		4000K	6615 lm	4753 lm		4000K	9261 lm	6654 lm
	3000K	2977 lm	2305 lm		3000K	5954 lm	4610 lm		3000K	8335 lm	6455 lm

MICROPRIS.

W	K			W	K			W	K		
25 W	6500K	3675 lm	2500 lm	50 W	6500K	7350 lm	5000 lm	70 W	6500K	10290 lm	7000 lm
	4000K	3308 lm	2425 lm		4000K	6615 lm	4850 lm		4000K	9261 lm	6790 lm
	3000K	2977 lm	2352 lm		3000K	5954 lm	4705 lm		3000K	8335 lm	6586 lm

*Other finishes on request / Consultare per altre finiture

TURIA. SURFACE MOUNTING / SUPERFICIE

TLR1410



*Create your reference / Genera il tuo codice

OPAL		W	*	K			
TURIA 1410 mm	TLR1410-	30 W	30W	*	6500K	BF	BL
		60 W	60W	*	4000K	BN	PL
		90 W	90W	*	3000K	BC	NE

MICROPRIS.		W	*	K			
TURIA 1410 mm	TLR1410M-	30 W	30W	*	6500K	BF	BL
		60 W	60W	*	4000K	BN	PL
		90 W	90W	*	3000K	BC	NE

* Optional: UE (UE DRIVER) | D110 (1-10V) | DOD (DALI / PUSH)

OPAL

W	K		
30 W	6500K	4410 lm	2940 lm
	4000K	4277 lm	2852 lm
	3000K	4150 lm	2765 lm
60 W	6500K	8820 lm	5880 lm
	4000K	8556 lm	5704 lm
	3000K	8300 lm	5532 lm
90 W	6500K	13230 lm	8820 lm
	4000K	12831 lm	8556 lm
	3000K	12450 lm	8295 lm

MICROPRIS.

W	K		
30 W	6500K	4410 lm	3000 lm
	4000K	4277 lm	2910 lm
	3000K	4150 lm	2822 lm
60 W	6500K	8820 lm	6000 lm
	4000K	8556 lm	5820 lm
	3000K	8300 lm	5644 lm
90 W	6500K	13230 lm	9000 lm
	4000K	12831 lm	8730 lm
	3000K	12450 lm	8466 lm

TLR1690



*Create your reference / Genera il tuo codice

OPAL		W	*	K			
TURIA 1690 mm	TLR1690-	40 W	40W	*	6500K	BF	BL
		75 W	75W	*	4000K	BN	PL
		105 W	105W	*	3000K	BC	NE

MICROPRIS.		W	*	K			
TURIA 1690 mm	TLR1690M-	40 W	40W	*	6500K	BF	BL
		75 W	75W	*	4000K	BN	PL
		105 W	105W	*	3000K	BC	NE

* Optional: UE (UE DRIVER) | D110 (1-10V) | DOD (DALI / PUSH)

OPAL

W	K		
40 W	6500K	5880 lm	4900 lm
	4000K	5704 lm	4753 lm
	3000K	5532 lm	4610 lm
75 W	6500K	10290 lm	7350 lm
	4000K	9981 lm	7130 lm
	3000K	9682 lm	6916 lm
105 W	6500K	15435 lm	10290 lm
	4000K	14972 lm	9981 lm
	3000K	14523 lm	9682 lm

MICROPRIS.

W	K		
40 W	6500K	5880 lm	5000 lm
	4000K	5704 lm	4850 lm
	3000K	5532 lm	4705 lm
75 W	6500K	10290 lm	7500 lm
	4000K	9981 lm	7275 lm
	3000K	9682 lm	7057 lm
105 W	6500K	15435 lm	10500 lm
	4000K	14972 lm	10185 lm
	3000K	14523 lm	9879 lm

*Other finishes on request / Consultare per altre finiture

TURIA. RECESSED / DA INCASSO

TLRE570



*Create your reference / Genera il tuo codice

OPAL		W	*	K			
TURIA 570 mm	TLRE570-	12 W	12W	*	6500K	BF	BL
		25 W	25W	*	4000K	BN	PL
		35 W	35W	*	3000K	BC	NE

MICROPRIS.		W	*	K			
TURIA 570 mm	TLRE570M-	12 W	12W	*	6500K	BF	BL
		25 W	25W	*	4000K	BN	PL
		35 W	35W	*	3000K	BC	NE

* Optional: UE (UE DRIVER) | D110 (1-10V) | DOD (DALI / PUSH)

OPAL

W	K		
12 W	6500K	1764 lm	1176 lm
	4000K	1711 lm	1141 lm
	3000K	1660 lm	1106 lm
25 W	6500K	3675 lm	2450 lm
	4000K	3565 lm	2377 lm
	3000K	3458 lm	2305 lm
35 W	6500K	5145 lm	3430 lm
	4000K	4991 lm	3327 lm
	3000K	4841 lm	3227 lm

MICROPRIS.

W	K		
12 W	6500K	1764 lm	1200 lm
	4000K	1711 lm	1164 lm
	3000K	1660 lm	1129 lm
25 W	6500K	3675 lm	2500 lm
	4000K	3565 lm	2425 lm
	3000K	3458 lm	2352 lm
35 W	6500K	5145 lm	3500 lm
	4000K	4991 lm	3395 lm
	3000K	4841 lm	3293 lm

*Other finishes on request / Consultare per altre finiture

TURIA. RECESSED / DA INCASSO

TLRE845



*Create your reference / Genera il tuo codice

OPAL		W	*	K		
TURIA 845 mm	TLRE845-	19 W	19W	*	6500K	BF / BL
		35 W	35W	*	4000K	BN / PL
		50 W	50W	*	3000K	BC / NE

MICROPRIS.		W	*	K		
TURIA 845 mm	TLRE845M-	19 W	19W	*	6500K	BF / BL
		35 W	35W	*	4000K	BN / PL
		50 W	50W	*	3000K	BC / NE

* Optional: UE (UE DRIVER) | D110 (1-10V) | DOD (DALI / PUSH)

* Optional: UE (UE DRIVER) | D110 (1-10V) | DOD (DALI / PUSH)

OPAL

W	K	N		W	K	N		W	K	N	
19 W	6500K	2789 lm	1813 lm	35 W	6500K	5145 lm	3430 lm	50 W	6500K	7305 lm	4900 lm
	4000K	2705 lm	1759 lm		4000K	4991 lm	3327 lm		4000K	7087 lm	4753 lm
	3000K	2625 lm	1705 lm		3000K	4841 lm	3227 lm		3000K	6874 lm	4610 lm

MICROPRIS.

W	K	N		W	K	N		W	K	N	
19 W	6500K	2789 lm	1850 lm	35 W	6500K	5145 lm	3500 lm	50 W	6500K	7305 lm	5000 lm
	4000K	2705 lm	1795 lm		4000K	4991 lm	3395 lm		4000K	7087 lm	4850 lm
	3000K	2625 lm	1741 lm		3000K	4841 lm	3292 lm		3000K	6874 lm	4704 lm

TLRE1130



*Create your reference / Genera il tuo codice

OPAL		W	*	K		
TURIA 1130 mm	TLRE1130-	25 W	25W	*	6500K	BF / BL
		50 W	50W	*	4000K	BN / PL
		70 W	70W	*	3000K	BC / NE

MICROPRIS.		W	*	K		
TURIA 1130 mm	TLRE1130M-	25 W	25W	*	6500K	BF / BL
		50 W	50W	*	4000K	BN / PL
		70 W	70W	*	3000K	BC / NE

* Optional: UE (UE DRIVER) | D110 (1-10V) | DOD (DALI / PUSH)

* Optional: UE (UE DRIVER) | D110 (1-10V) | DOD (DALI / PUSH)

OPAL

W	K	N		W	K	N		W	K	N	
25 W	6500K	3675 lm	2450 lm	50 W	6500K	7350 lm	4900 lm	70 W	6500K	10290 lm	6860 lm
	4000K	3308 lm	2377 lm		4000K	6615 lm	4753 lm		4000K	9261 lm	6654 lm
	3000K	2977 lm	2305 lm		3000K	5954 lm	4610 lm		3000K	8335 lm	6455 lm

MICROPRIS.

W	K	N		W	K	N		W	K	N	
25 W	6500K	3675 lm	2500 lm	50 W	6500K	7350 lm	5000 lm	70 W	6500K	10290 lm	7000 lm
	4000K	3308 lm	2425 lm		4000K	6615 lm	4850 lm		4000K	9261 lm	6790 lm
	3000K	2977 lm	2352 lm		3000K	5954 lm	4705 lm		3000K	8335 lm	6586 lm

*Other finishes on request / Consultare per altre finiture

TURIA. RECESSED / DA INCASSO

TLRE1410



*Create your reference / Genera il tuo codice

OPAL		W	*	K		
TURIA 1410 mm	TLRE1410-	30 W	30W	*	6500K	BF / BL
		60 W	60W	*	4000K	BN / PL
		90 W	90W	*	3000K	BC / NE

MICROPRIS.		W	*	K		
TURIA 1410 mm	TLRE1410M-	30 W	30W	*	6500K	BF / BL
		60 W	60W	*	4000K	BN / PL
		90 W	90W	*	3000K	BC / NE

* Optional: UE (UE DRIVER) | D110 (1-10V) | DOD (DALI / PUSH)

* Optional: UE (UE DRIVER) | D110 (1-10V) | DOD (DALI / PUSH)

OPAL

W	K	N		W	K	N		W	K	N	
30 W	6500K	4410 lm	2940 lm	60 W	6500K	8820 lm	5880 lm	90 W	6500K	13230 lm	8820 lm
	4000K	4277 lm	2852 lm		4000K	8556 lm	5704 lm		4000K	12831 lm	8556 lm
	3000K	4150 lm	2765 lm		3000K	8300 lm	5532 lm		3000K	12450 lm	8295 lm

MICROPRIS.

W	K	N		W	K	N		W	K	N	
30 W	6500K	4410 lm	3000 lm	60 W	6500K	8820 lm	6000 lm	90 W	6500K	13230 lm	9000 lm
	4000K	4277 lm	2910 lm		4000K	8556 lm	5820 lm		4000K	12831 lm	8730 lm
	3000K	4150 lm	2822 lm		3000K	8300 lm	5644 lm		3000K	12450 lm	8466 lm

TLRE1690



*Create your reference / Genera il tuo codice

OPAL		W	*	K		
TURIA 1690 mm	TLRE1690-	40 W	40W	*	6500K	BF / BL
		75 W	75W	*	4000K	BN / PL
		105 W	105W	*	3000K	BC / NE

MICROPRIS.		W	*	K		
TURIA 1690 mm	TLRE1690M-	40 W	40W	*	6500K	BF / BL
		75 W	75W	*	4000K	BN / PL
		105 W	105W	*	3000K	BC / NE

* Optional: UE (UE DRIVER) | D110 (1-10V) | DOD (DALI / PUSH)

* Optional: UE (UE DRIVER) | D110 (1-10V) | DOD (DALI / PUSH)

OPAL

W	K	N		W	K	N		W	K	N	
40 W	6500K	5880 lm	4900 lm	75 W	6500K	10290 lm	7350 lm	105 W	6500K	15435 lm	10290 lm
	4000K	5704 lm	4753 lm		4000K	9981 lm	7130 lm		4000K	14972 lm	9981 lm
	3000K	5532 lm	4610 lm		3000K	9682 lm	6916 lm		3000K	14523 lm	9682 lm

MICROPRIS.

W	K	N		W	K	N		W	K	N	
40 W	6500K	5880 lm	5000 lm	75 W	6500K	10290 lm	7500 lm	105 W	6500K	15435 lm	10500 lm
	4000K	5704 lm	4850 lm		4000K	9981 lm	7275 lm		4000K	14972 lm	10185 lm
	3000K	5532 lm	4705 lm		3000K	9682 lm	7057 lm		3000K	14523 lm	9879 lm

TURIA. SUSPENSION ACC. / ACCES. DI SOSPENSIONE

*Create your reference / Genera il tuo codice

	SIZE (Units included)		CEILING MOUNTING			CABLE (m)		LINEAR MOUNTING		
ASTLR	570 mm (2 units)	0	DEC (Decorative)	3		1 m	1	DISC (Decorative)	3	
	1130 mm (2 units)	2	HM6 (Concrete) (Cemento)	4		2 m	2	HF (Eco)	4	
	1690 mm (3 units)	4	J90 (Wood and metal sheets) (Legno e lamiera)	5						
			LAZ (Beams) (Travi)	6						

*Other cable lengths available on request. / Consultare per altre lunghezze dei cavi.

		CEILING MOUNTING			CABLE (m)	
ASTLRU		DEC	3		1 m	1
		HM6	4		2 m	2
		J90	5			
		LAZ	6			

TURIA. ACCESSORIES / ACCESSORI

Coupling Kit (2 units)
Kit accessorio di unione (2 pzz.)

Ref. AUTLR

Coupling trim (1 unit)
Copriunione (1 pzz.)

- Ref. AOUTLR_2VBL
- Ref. AOUTLR_2VPL
- Ref. AOUTLR_2VNE

40° Bracket accessory (1 unit)
Accessorio a squadra 40° (1 pzz.)

- Ref. AES40TLRBL
- Ref. AES40TLRPL
- Ref. AES40TLRNE

90° Bracket Accessory (1 unit)
Accessorio a squadra 90° (1 pzz.)

- Ref. AES90TLRBL
- Ref. AES90TLRPL
- Ref. AES90TLRNE

Wall mounting installation brackets (2 units)
Chiusure per fissaggio a parete (2pzz.)

- Ref. ATPTLRBL
- Ref. ATPTLRPL
- Ref. ATPTLRNE

*For other installation options please check with us / Altre modalità di installazione su richiesta



Indirect lighting / Luce indiretta

	6000K	4000K	2700K / 3000K
570 mm	ALITLR570BF	ALITLR570BN	ALITLR570BC
845 mm	ALITLR845BF	ALITLR845BN	ALITLR845BC
1130 mm	ALITLR1130BF	ALITLR1130BN	ALITLR1130BC
1410 mm	ALITLR1410BF	ALITLR1410BN	ALITLR1410BC
1690 mm	ALITLR1690BF	ALITLR1690BN	ALITLR1690BC



SKYLINE vs TURIA. EXAMPLES / ESEMPI

TURIA

1130 mm 25W 4000K opal DALI dimmable linear light TURIA with white finish.
Profilo TURIA da 1130 mm, opale, 25W, 4000K, finitura bianca, DALI.

	OPAL	W	*	K		
TURIA 1130 mm	TLR1130-	25 W	25W	*	6500K BF	BL
		50 W	50W	*	4000K BN	PL
		70 W	70W	*	3000K BC	NE
	TLR1130-		25W	DOD	BN	BL

* Optional: UE UE DRIVER | DOD DALI / PUSH

Ref. TLR1130-25WDODBNBL

SKYLINE

1125 mm 25W 3000K microprismatic DALI dimmable single section SKYLINE with grey finish.
Profilo unico SKYLINE da 1125 mm, microprismatico, 25W, 3000K, finitura grigia e regolazione DALI.

SINGLE SECTION (0)

*Create your reference / Genera il tuo codice

			W		CRI	K	DIFFUSER	SECTION	KE
SKYLINE 1125 mm	SKL2	02	25 W	1	0 > 80	8 6500K	6 OPAL	4 SINGLE	0	0
		12	45 W	2	DALI / PUSH 1 > 90	9 4000K	4 MICROPRIS.	5 INITIAL	1 KEU603	8
		22	70 W	3		3000K 3		MIDDLE 6		
								FINAL 7		
	SKL2	12	1		1	8	3	5	0	0

Ref. SKL2121183500

SKYLINE

1685 mm 70W 4000K opal continuous linear light SKYLINE with white finish.
Linea continua SKYLINE da 1685 mm opale, 70W, 4000K, finitura bianca.

INITIAL SECTION (1) | **MIDDLE SECTION (6)** | **FINAL SECTION (7)**

*Create your reference / Genera il tuo codice

			W		CRI	K	DIFFUSER	SECTION	KE
SKYLINE 1685 mm	SKL4	04	40 W	1	0 > 80	8 6500K	6 OPAL	8 SINGLE	0	0
		14	70 W	2	DALI / PUSH 1 > 90	9 4000K	4 MICROPRIS.	9 INITIAL	1 KEU603	8
		24	105 W	3		3000K 3		MIDDLE 6		
								FINAL 7		
	SKL4	04	2		0	8	4	8	X	0

INITIAL SECTION (1)
Ref. SKL4042084810

MIDDLE SECTION (6)
Ref. SKL4042084860

FINAL SECTION (7)
Ref. SKL4042084870

ALTHEA

PRO **LTS40 / LTS60 / LTS75**

5000K · 4000K · 3000K · 220-240Vac 50/60 Hz · 5 YEARS WARRANTY · FLICKER FREE · CRI >80 · cos φ >0,9 · 50.000 h · x 25.000 · IP20 · PL RAL 7047 · DI

• Material

PMMA DIFFUSER · AL BODY

• Certif.

CE

• Dimming Opt.

0-10V · DALI · PUSH · 0-10V/DA Ref. **CSB110DA** · 0-10V/DA Ref. **ZIGBEE-010V**

• Included

Ref. **ASFLTS**

Ref. **LTS-IF**

Initial power supply
+ End cap
+ Bracket (ASFLTS)

• Power Supply

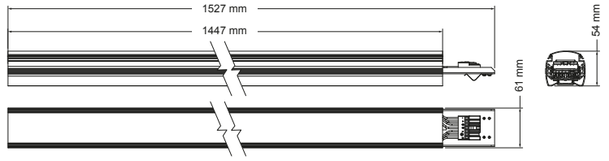

• Accessories

Ref. **ASFLTS**

Ref. **AS_LTS**

	*	OPTIONAL	W	K	N	
LTS4050	*	**	40 W	5000K	7200 lm	6400 lm
LTS4040	*	**	40 W	4000K	7200 lm	6400 lm
LTS4030	*	**	40 W	3000K	6400 lm	5800 lm
LTS6050	*	**	60 W	5000K	10620 lm	9420 lm
LTS6040	*	**	60 W	4000K	10620 lm	9420 lm
LTS6030	*	**	60 W	3000K	9420 lm	8520 lm
LTS7550	*	**	75 W	5000K	13350 lm	11850 lm
LTS7540	*	**	75 W	4000K	13350 lm	11850 lm
LTS7530	*	**	75 W	3000K	11850 lm	10725 lm

* Lens Options

A17 40x100° · A18 43x95° · A19 90x100° · A20 T25° · A21 2T25°

** Dimming Opt.

D1 0-10V
D2 DALI / PUSH

	DESCRIPTION
LTS1500C	Profile without light source / Profilo senza sorgente luminosa

TIVE

ECO **T5R**

4000K · 220-240Vac 50/60Hz · CRI >80 · cos φ >0,7 · 30.000 h · x 15.000 · IP20 · DI · T5 · 120°

• Material

PC OPAL DIFFUSER · PC BODY

• Certif.

CE · x 30

	A
T5R30	313 mm
T5R60	573 mm
T5R90	873 mm
T5R120	1173 mm
T5R150	1473 mm

	K		W	N	
T5R30BN	4000K	313 mm	4 W	520 lm	440 lm
T5R60BN	4000K	573 mm	8 W	1040 lm	880 lm
T5R90BN	4000K	873 mm	10 W	1300 lm	1100 lm
T5R120BN	4000K	1173 mm	14 W	1820 lm	1540 lm
T5R150BN	4000K	1473 mm	18 W	2340 lm	1980 lm

Indoor Lighting / Illuminazione Indoor

Ceiling Lights
Plafoni

122
PRO **SEREN** SRN

CCT SWITCH · POWER SWITCH · DALI / PUSH · KE

124
LUNA LNA PRO

CCT SWITCH · POWER SWITCH · KE

126
PRO **CEILING+** CEL

CCT SWITCH · KE

127
TECTUM+ TCT PRO

4000K · CCT SWITCH · POWER SWITCH

SEREN

PRO SRN

CCT SWITCH · POWER SWITCH · 220~240Vac 50/60Hz · FLICKER FREE · 110°

CRI >80 · cos φ >0,9 · 30.000 h · OFF ON x 15.000

IP55 · IK08 · DI · BL RAL 9016

• Material

PP DIFFUSER BODY

• Certif.

CE

• Dimming Opt.

DALI · PUSH

• Optional

KE Ref. KE520SRN · ON-OFF

3000K 4000K 5700K CCT SWITCH

POWER SWITCH

POLYVALENT VERSATILE

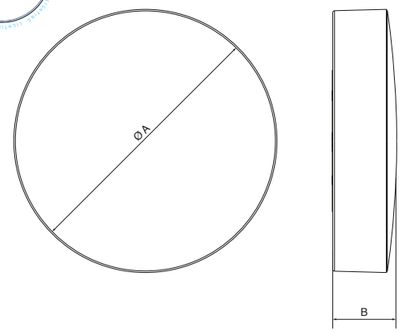

	A	B
SRN1318	280	68
SRN1724	360	72
SRN2232	410	76

Measures (mm).

	OPTIONS	W	CCT	N	
SRN1318CCT0	*	13 W	5700K	1745 lm	1485 lm
			4000K	1805 lm	1545 lm
			3000K	1615 lm	1420 lm
		18 W	5700K	2329 lm	1970 lm
			4000K	2409 lm	2050 lm
			3000K	2150 lm	1880 lm
SRN1724CCT0	*	17 W	5700K	2380 lm	2040 lm
			4000K	2465 lm	2125 lm
			3000K	2210 lm	1955 lm
		24 W	5700K	3240 lm	2760 lm
			4000K	3360 lm	2880 lm
			3000K	3000 lm	2640 lm
SRN2232CCT0	*	22 W	5700K	2970 lm	2530 lm
			4000K	3080 lm	2640 lm
			3000K	2750 lm	2420 lm
		32 W	5700K	4160 lm	3520 lm
			4000K	4320 lm	3680 lm
			3000K	3840 lm	3360 lm

* Dimming Opt.

D2 DALI / PUSH

* Optional

S1 Motion Sensor

E Emergency Kit

SEREN. ACCESSORIES / ACCESSORI.

ROTATING SURFACE / SUPERFICIE ROTATORIO

ASR-SRN0

Rotating surface mounting accessory for SRN.
(Luminaire not included).

Accessorio di superficie rotatorio per SRN.
(Lampada non inclusa).

BL RAL 9016

SUSPENSION / SOSPENSIONE

AS-SRN0

Suspension accessory for SRN.
(Luminaire not included).

Accessorio di sospensione per SRN.
(Lampada non inclusa).

BL RAL 9016

TRACK LIGHT / TRACKLIGHT

ATR-SRN0

Track Light accessory for SRN.
(Luminaire not included).

Accessorio tracklight per SRN.
(Lampada non inclusa).

BL RAL 9016

LUNA

PRO LNA

CCT SWITCH · POWER SWITCH · 220~240Vac 50/60Hz · FLICKER FREE · 110° · CRI >80 · cos φ >0,9 · 50.000 h · x 20.000 · IP66 · IK10 · DI · BL RAL 9016



• Material

PC + ABS

• Optional

KE

• Certif.

CE

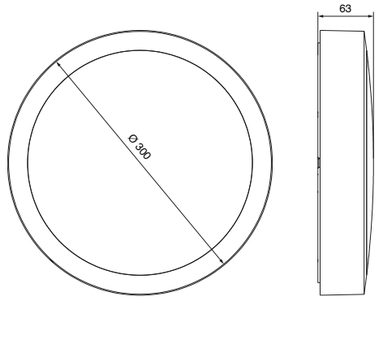

Measures (mm).

CCT SWITCH · POWER SWITCH

	OPTIONS	W	CCT	N	
LNA1522CCT0	*	15 W	4000K	2300 lm	2000 lm
			3000K	2075 lm	1850 lm
		18 W	4000K	2760 lm	2400 lm
			3000K	2520 lm	2250 lm
		22 W	4000K	3240 lm	2800 lm
			3000K	2980 lm	2650 lm

* Optional

E Emergency Kit

LUNA. ACCESSORIES / ACCESSORI.

BLACK FRAME / CORNICE NERA

Installation example.

AM2-LNA

Black frame for LNA.
(Luminaire not included).

Cornice nera per LNA.
(Lampada non inclusa).

NE

BLACK HALF-MOON FRAME / CORNICE MEZZA LUNA NERA

Installation example.

AML2-LNA

Black half-moon frame for LNA.
(Luminaire not included).

Cornice mezza luna nera per LNA.
(Lampada non inclusa).

NE

CEILING+

PRO **CEL**

CCT SWITCH · 220-240Vac 50/60Hz · FLICKER FREE · CRI >80 · cos φ >0,9 · 50.000 h · x 15.000 · IP64 · DI · BL RAL 9016 · 120°

IP64 — NEW COMPACT DESIGN — NUOVO DESIGN COMPATTO

• Material

PMMA DIFFUSER · Fe INOX BODY

• Optional

KE ON-OFF

• Certif.

CE

	A	B
CEL12W	Ø 280 mm	80 mm
CEL18W	Ø 360 mm	92 mm
CEL32W	Ø 410 mm	103 mm

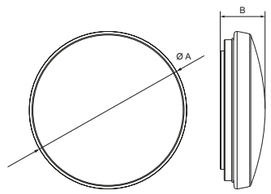

CCT SWITCH

	OPTIONS	W	CCT		
CEL12CCT	*	12 W	5700K	1320 lm	1020 lm
			4000K	1320 lm	1020 lm
			3000K	1260 lm	960 lm
CEL18CCT	*	18 W	5700K	1980 lm	1530 lm
			4000K	1980 lm	1530 lm
			3000K	1890 lm	1440 lm
CEL32CCT	*	32 W	5700K	3680 lm	2720 lm
			4000K	3680 lm	2720 lm
			3000K	3360 lm	2560 lm

* Optional

E Emergency Kit · S3 Motion Sensor · ES3 Emergency Kit + Motion Sensor

TECTUM+

PRO **TCT**

TCT1318 CCT SWITCH · TCT1318 POWER SWITCH · TCT24 4000K · 220-240Vac 50/60Hz · FLICKER FREE · CRI >80 · cos φ >0,9 · 30.000 h · x 15.000 · IP65 · IK10 · DI · BL RAL 9016 · 120°

IP65

• Material

PC DIFFUSER · PC BODY

• Certif.

CE

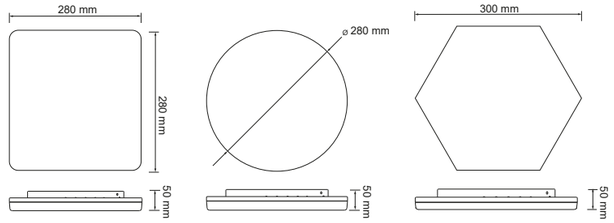

TCT1318CCCT TCT1318RCCT · TCT24HBN

TCT1318 CCT SWITCH · TCT1318 POWER SWITCH

	W	CCT		
TCT1318CCCT TCT1318RCCT	13 W	5700K	1680 lm	1420 lm
		4000K	1742 lm	1482 lm
		3000K	1554 lm	1359 lm
	18 W	5700K	2327 lm	1967 lm
		4000K	2412 lm	2052 lm
		3000K	2151 lm	1881 lm

	W	K		
TCT24HBN	24 W	4000K	2760 lm	2400 lm

Indoor Lighting / Illuminazione Indoor

Track Light

Tracklight



130
PRO
APOLO
CRI>90

132
PRO
APOLO GU10
BL NE

133
HERMES CRH
PRO
CRI>90
POWER SWITCH
CCT SWITCH

134
ECO
ARES
CCT SWITCH
POWER SWITCH

Suction cup included

136
METIS CRM / SPM
PRO



138
TRACK AND ACCESSORIES
BL NE
DALI

APOLO

PRO **CRPOL2. / EMPOL2. / SPPOL2.**

4000K 3000K 2700K 220-240Vac 50/60Hz FLICKER FREE

CRI>90 cos φ >0,9 50.000 h x 30.000

IP20 DI NE RAL 9005 BL RAL 9003

THREELINE CRI>90

THREELINE Small

• Material

PC OPAL DIFFUSER — AL BODY

• Dimming Opt.

TRIAC — Ref. CSBTRIAC

• Certif.

CE

• Angles

15° 23° 38° 45° 60°

• Optional



Gold ring
Anello dorato



White ring
Anello bianco



Black ring
Anello nero

INDOOR / INDOOR

APOLO

9 W / 18 W / 30 W PRO

TRACK LIGHT/ TRACKLIGHT

(CR)

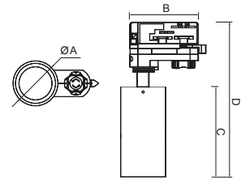

	CRPOL2. 9W	CRPOL2. 18W	CRPOL2. 30W
A	Ø 55 mm	Ø 63 mm	Ø 75 mm
B	70,5 mm	70,5 mm	70,5 mm
C	79,2 mm	145 mm	165 mm
D	189,2 mm	224,2 mm	244,2 mm

RECESSED / DA INCASSO

(EM)

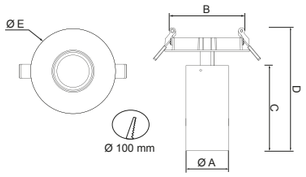

	EMPOL2. 9W	EMPOL2. 18W	EMPOL2. 30W
A	Ø 55 mm	Ø 63 mm	Ø 75 mm
B	100 mm	100 mm	100 mm
C	110 mm	145 mm	165 mm
D	159 mm	194 mm	214 mm
E	Ø 110 mm	Ø 110 mm	Ø 110 mm

SURFACE MOUNTING / SUPERFICIE

(SP)

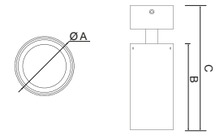

	SPPOL2. 9W	SPPOL2. 18W	SPPOL2. 30W
A	Ø 55 mm	Ø 63 mm	Ø 75 mm
B	110 mm	145 mm	165 mm
C	158,5 mm	198,5 mm	223,5 mm

*Create your reference / Genera il tuo codice

		W		CRI		K				RING		OPTIONAL
CR Carril	POL2. (Apolo)	09	9 W	9	>90	4	4000K	15	15°	B	B	D
EM Empotrar		18	18 W			3	3000K	23	23°	N	N	
SP Superficie		30	30 W			2	2700K	38	38°		D	
								45	45°			
								60	60°			

W	K	N		W	K	N		W	K	N	
	4000K	1080 lm	909 lm		4000K	2160 lm	1818 lm		4000K	3600 lm	3030 lm
9 W	3000K	1071 lm	873 lm	18 W	3000K	2142 lm	1746 lm	30 W	3000K	3570 lm	2910 lm
	2700K	1062 lm	855 lm		2700K	2124 lm	1710 lm		2700K	3540 lm	2850 lm

APOLO GU10

PRO CRPOL2. / EMPOL2. / SPPOL2.

GU10 | NE RAL 9005 | BL RAL 9003

• Material

AL BODY

• Certif.

CE

Honeycomb included.

GU10 lamp not included.

TRACK LIGHT / TRACKLIGHT

CRPOL2.GU10N

CRPOL2.GU10B

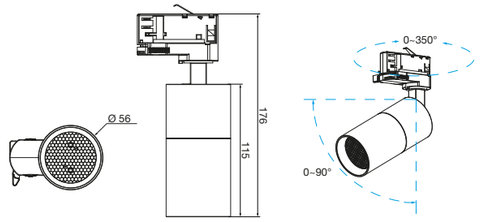

RECESSED / DA INCASSO

EMPOL2.GU10N

EMPOL2.GU10B

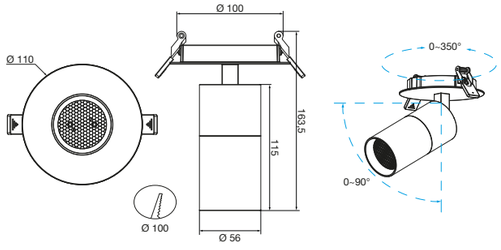

SURFACE MOUNTING / SUPERFICIE

SPPOL2.GU10N

SPPOL2.GU10B

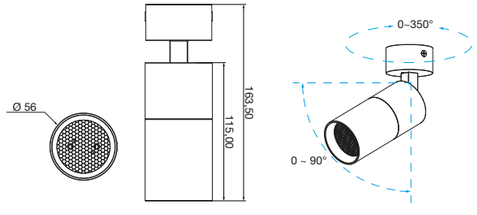

Measures (mm).

HERMES

PRO CRH3040C9CCT

CCT SWITCH | POWER SWITCH | 200-240Vac 50/60Hz | FLICKER FREE | 5 YEARS WARRANTY

CRI>90 | cos φ >0,9 | 50.000 h | x 20.000

IP20 | DI | NE RAL 9004 | BL RAL 9003 | 24°~60° ADJUSTABLE ANGLE

ADJUSTABLE ANGLE
ANGOLO REGOLABILE

• Material

PC DIFFUSER | AL BODY | PC REFLECTOR

• Certif.

CE

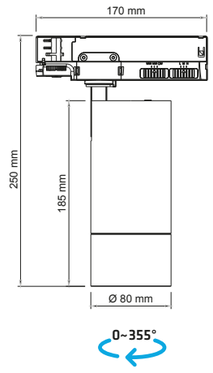

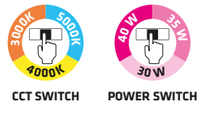

			W	CCT		
CRH3040C9CCT	0 □ 2 ■	24° ~ 60°	30 W	5000K	3600 lm	3000 lm
				4000K	3600 lm	3000 lm
				3000K	3300 lm	2850 lm
			35 W	5000K	4200 lm	3500 lm
				4000K	4200 lm	3500 lm
				3000K	3850 lm	3325 lm
			40 W	5000K	4800 lm	4000 lm
				4000K	4800 lm	4000 lm
				3000K	4400 lm	3800 lm

After the reference, add 0 for **white finish** or 2 for **black finish.**
Aggiungere dopo il codice uno 0 per la **finitura bianca** o un 2 per la **finitura nera.**

ARES

ECO **CRA1420CCT**

CCT SWITCH · POWER SWITCH · 198-264Vac 50/60Hz · FLICKER FREE · 5 YEARS WARRANTY

CRI >80 · cos φ >0,9 · 50.000 h · x 25.000

IP20 · DI · NE RAL 9005 · BL RAL 9016 · 45° · 60°

• Material

PC DIFFUSER · PA BODY · AL REFLECTOR

• Certif.

CE

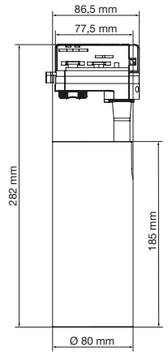

CCT SWITCH · POWER SWITCH

CRA1420CCT45	0 □ 2 ■	45°	14 W	5700K	1580 lm	1300 lm
				4000K	1580 lm	1300 lm
				3000K	1390 lm	1180 lm
			20 W	5700K	2170 lm	1770 lm
				4000K	2170 lm	1770 lm
				3000K	1860 lm	1560 lm
CRA1420CCT60	0 □ 2 ■	60°	14 W	5700K	1580 lm	1300 lm
				4000K	1580 lm	1300 lm
				3000K	1390 lm	1180 lm
			20 W	5700K	2170 lm	1770 lm
				4000K	2170 lm	1770 lm
				3000K	1860 lm	1560 lm

After the reference, add 0 for **white finish** or 2 for **black finish.**
Aggiungere dopo il codice uno 0 per la **finitura bianca** o un 2 per la **finitura nera.**

ARES

ECO **CRA2130CCT**

CCT SWITCH · POWER SWITCH · 198-264Vac 50/60Hz · FLICKER FREE · 5 YEARS WARRANTY

CRI >80 · cos φ >0,9 · 50.000 h · x 25.000

IP20 · DI · NE RAL 9005 · BL RAL 9016 · 45° · 60°

• Material

PC DIFFUSER · PA BODY · AL REFLECTOR

• Certif.

CE

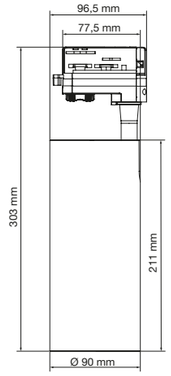

CCT SWITCH · POWER SWITCH

CRA2130CCT45	0 □ 2 ■	45°	21 W	5700K	2370 lm	1950 lm
				4000K	2370 lm	1950 lm
				3000K	2079 lm	1770 lm
			30 W	5700K	3180 lm	2570 lm
				4000K	3180 lm	2570 lm
				3000K	2790 lm	2350 lm
CRA2130CCT60	0 □ 2 ■	60°	21 W	5700K	2370 lm	1950 lm
				4000K	2370 lm	1950 lm
				3000K	2079 lm	1770 lm
			30 W	5700K	3180 lm	2570 lm
				4000K	3180 lm	2570 lm
				3000K	2790 lm	2350 lm

After the reference, add 0 for **white finish** or 2 for **black finish.**
Aggiungere dopo il codice uno 0 per la **finitura bianca** o un 2 per la **finitura nera.**

METIS

GU10 | NE RAL 9005 | BL RAL 9003

• Material

AL BODY

SUCTION CUP INCLUDED*
VENTOSA INCLUSA*

*Required to place and change the light bulb.
*Necessaria per il montaggio e la sostituzione della lampada.

TRACK LIGHT / TRACKLIGHT

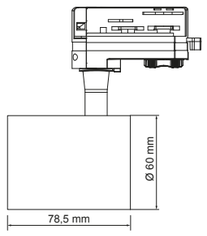

SURFACE MOUNTING / SUPERFICIE

	A
SP1	81,4 mm
SP2	250 mm
SP3	450 mm
SP4	450 mm

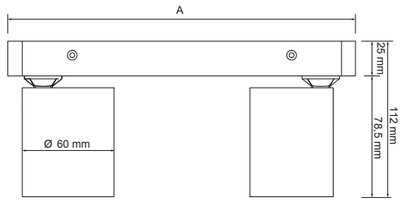

INDOOR / INDOOR



3-PHASE TRACK / BINARIO TRIFASE

BL RAL 9016 NE RAL 9005

• Material

AL BODY

CONNECTION DIAGRAM / SCHEMA DI CONNESSIONE

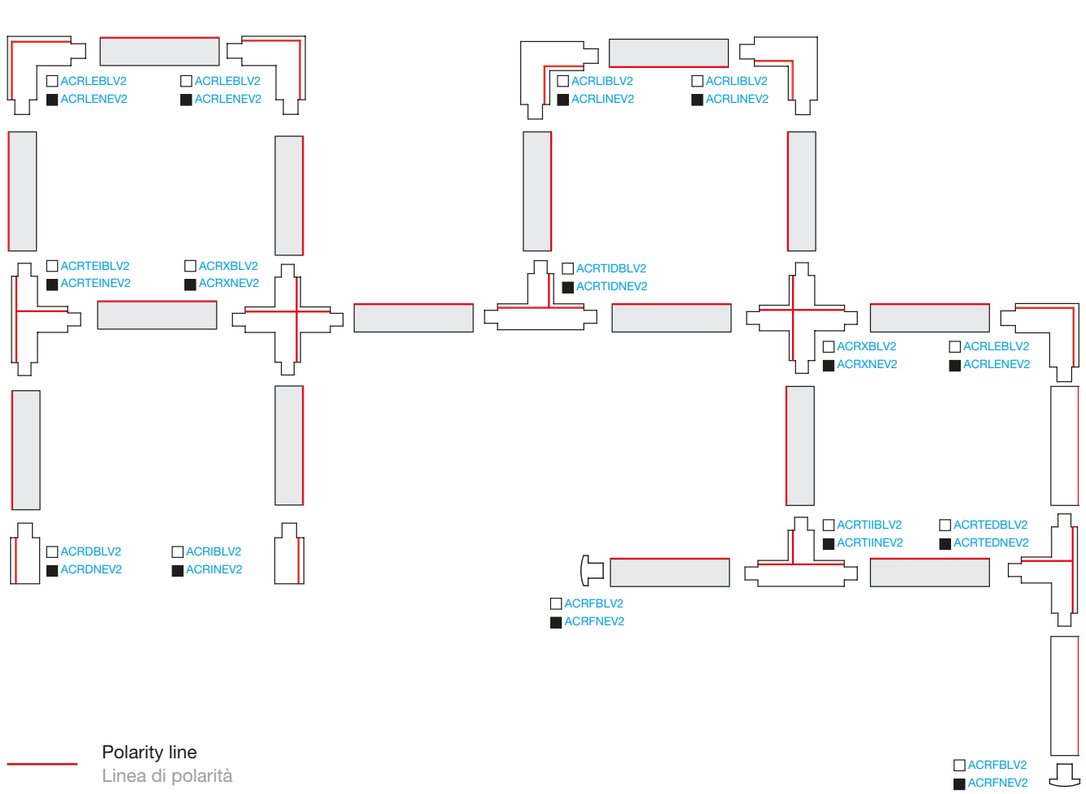

DOWNLIGHT DOWNLIGHT | SPOTLIGHT SPOTLIGHT | PANELS PANNELLI | LINEAR PROFILES LINEARI | CEILING LIGHTS PLAFONI | TRACK LIGHT TRACKLIGHT

3-PHASE TRACK / BINARIO TRIFASE

SURFACE MOUNTING / SUPERFICIE

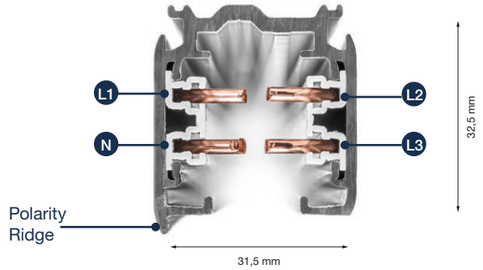

RECESSED / DA INCASSO

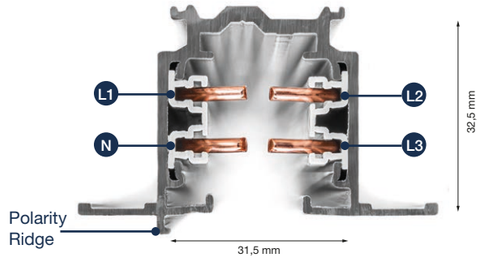

Cross-sectional area of the power conductor: 4 mm²
Sezione trasversale del conduttore di potenza: 4 mm²

Cross-sectional area of the control conductor: 1,5 mm²
Sezione trasversale del conduttore di controllo: 1,5 mm²

A
1-phase, 3-circuit
Supply
230 V AC, 16 A, 3.7 kVA
Track

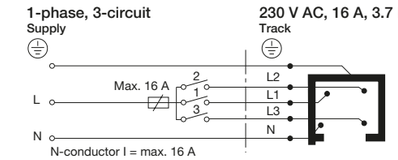

B
3-phase, 3-circuit
Supply
230/400 V AC, 16 A, 3 x 3.7 kVA
Track

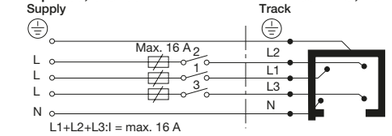

C
3-phase, 3-circuit
Supply
230/400 V AC, 16 A, 11.1 kVA
Track

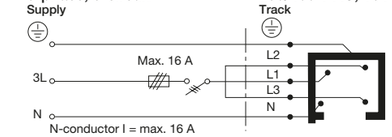

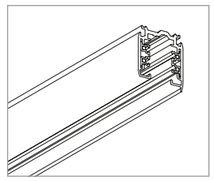

Surface electrified track
Binario elettrificato per superficie

BL	1 m ACR1BLV2	2 m ACRBLV2	3 m ACR3BLV2
NE	1 m ACR1NEV2	2 m ACRNEV2	3 m ACR3NEV2

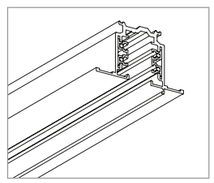

Recessed electrified track
Binario elettrificato da incasso

BL	1 m ACRE1BLV2	2 m ACREBLV2	3 m ACRE3BLV2
NE	1 m ACRE1NEV2	2 m ACRENEV2	3 m ACRE3NEV2

ACCESSORIES / ACCESSORI

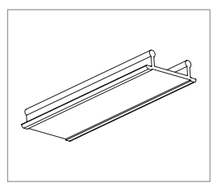

Track cover accessory
Accessorio copertura binario

BL ATCRBLV2

NE ATCRNEV2

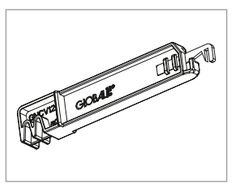

ACRHDCV2

Manual conductor bending tool
Strumento manuale piega conduttori

3-PHASE TRACK / BINARIO TRIFASE

COUPLING AND POWER SUPPLY ACCESSORIES / ACCESSORI DI UNIONE E ALIMENTAZIONE

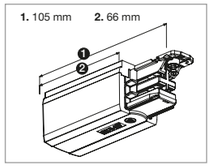

Side power supply
Alimentatore laterale

Polarity

BL ACRIBLV2
NE ACRINEV2

Polarity

BL ACRDBLV2
NE ACRDNEV2

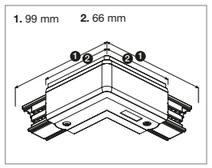

L-coupler
Giunto a L

Polarity

BL ACRLIBLV2
NE ACRLINEV2

Polarity

BL ACRLEBLV2
NE ACRLENEV2

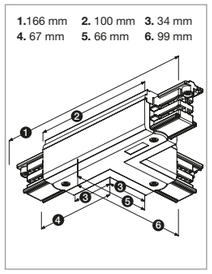

T-coupler
Giunto a T

Polarity

BL ACRTEDBLV2
NE ACRTEDNEV2

Polarity

BL ACRTIDBLV2
NE ACRTIDNEV2

Polarity

BL ACRTEIBLV2
NE ACRTEINEV2

Polarity

BL ACRTIIBLV2
NE ACRTIINEV2

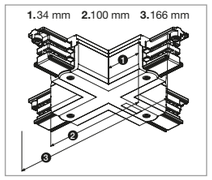

X-coupler
Giunto a X

Polarity

BL ACRXBLV2
NE ACRXNEV2

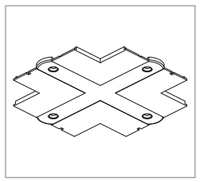

Recessed power supply frame - X-shaped
Telaio da incasso alimentazione a X

BL ACREMXBLV2
NE ACREMXNEV2

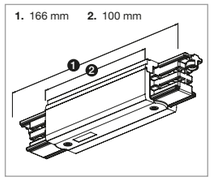

Central power supply
Alimentatore centrale

BL ACRCBLV2
NE ACRCNEV2

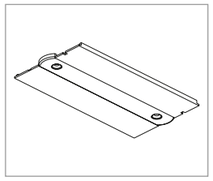

Recessed power supply frame - Straight
Telaio da incasso alimentazione dritta

BL ACREMRBLV2
NE ACREMRNEV2

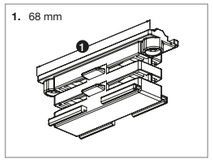

Inner coupler
Giunto di unione interno

BL ACRUBLV2
NE ACRUNEV2

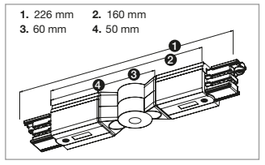

Adjustable coupler
Giunto di unione regolabile

BL ACRJBLV2
NE ACRJNEV2

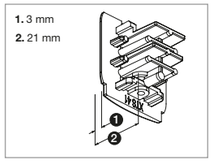

End cap
Chiusura finale

BL ACRFBLV2
NE ACRFNEV2

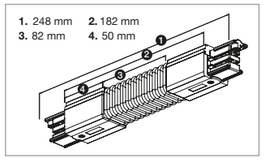

Flexible coupler
Giunto di unione flessibile

BL ACRJFBLV2
NE ACRJFNEV2

3-PHASE TRACK / BINARIO TRIFASE

SUSPENSION ACCESSORIES / ACCESSORI DI SOSPENSIONE

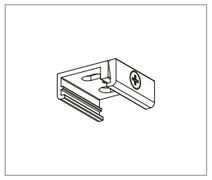

Surface bracket
Staffa di superficie

BL AASCRBLV2
NE AASCRNEV2

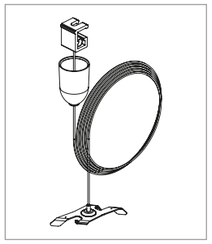

Suspension kit with clip
Kit di sospensione con clip

	1,5 m	3 m	5 m
BL	ACRS1BLV2	ACRSBLV2	ACRS5BLV2
NE	ACRS1NEV2	ACRSNEV2	ACRS5NEV2

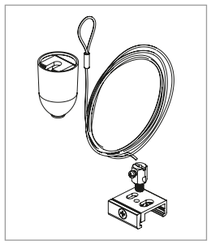

Suspension kit with bracket
Kit di sospensione con staffa

	1,5 m	3 m	5 m
BL	ACRSA1BLV2	ACRSA3BLV2	ACRSA5BLV2
NE	ACRSA1NEV2	ACRSA3NEV2	ACRSA5NEV2

MULTIFUNCTIONAL ACCESSORIES / ACCESSORI MULTIFUNZIONE

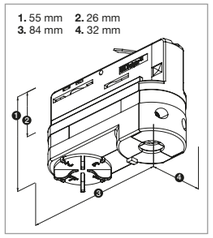

10A Multi-circuit adapter Connection with screw
Adattatore multi-circuito 10A Connessione con vite

BL AMC10BLV2
NE AMC10NEV2

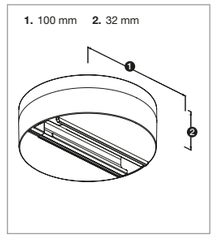

Surface accessory
Accessorio di superficie

BL AST110BLV2
NE AST110NEV2

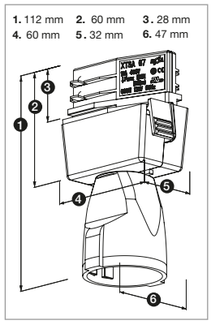

Schuko adapter 16A
Adattore Schuko 16A

BL ASCHU16BLV2
NE ASCHU16NEV2

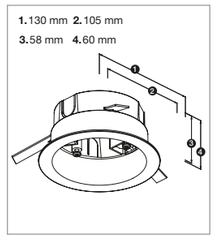

Recessed case for surface accessories
Scatola da incasso per accessori di superficie

BL AET105BLV2
NE AET105NEV2

3-PHASE DALI TRACK / BINARIO TRIFASE DALI

BL RAL 9016 NE RAL 9005 DALI

• Material

AL BODY

CONNECTION DIAGRAM / SCHEMA DI CONNESSIONE

DOWNLIGHT DOWNLIGHT | SPOTLIGHT SPOTLIGHT | PANELS PANNELLI | LINEAR PROFILES LINEARI | CEILING LIGHTS PLAFONI | TRACK LIGHT TRACKLIGHT

3-PHASE DALI TRACK / BINARIO TRIFASE DALI

SURFACE MOUNTING / SUPERFICIE

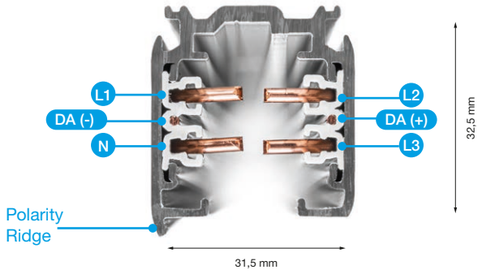

RECESSED / DA INCASSO

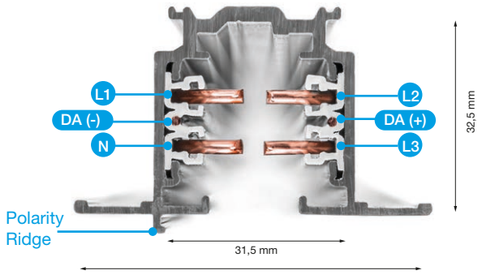

Cross-sectional area of the power conductor: 4 mm²
Sezione trasversale del conduttore di potenza: 4 mm²

Cross-sectional area of the control conductor: 1,5 mm²
Sezione trasversale del conduttore di controllo: 1,5 mm²

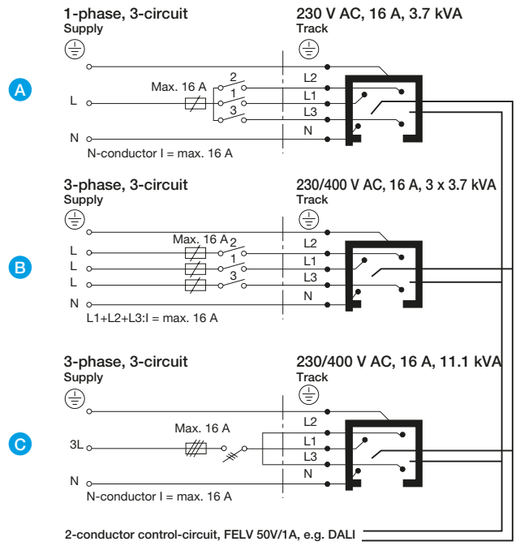

Maximum control line: 50V
Linea di controllo massima: 50V

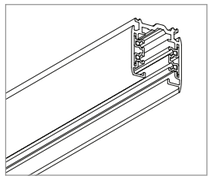

DALI Surface electrified track
Binario elettrificato per superficie DALI

	1 m	2 m	3 m
BL	ACR1DABLV2	ACRDABLV2	ACR3DABLV2
NE	ACR1DANEV2	ACRDANEV2	ACR3DANEV2

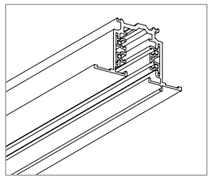

DALI Recessed electrified track
Binario elettrificato da incasso DALI

	1 m	2 m	3 m
BL	ACRE1DABLV2	ACREDABLV2	ACRE3DABLV2
NE	ACRE1DANEV2	ACREDANEV2	ACRE3DANEV2

ACCESSORIES / ACCESSORI

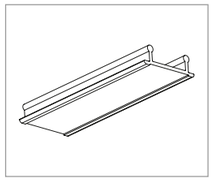

Track cover accessory
Accessorio copertura binario

BL ATCRBLV2

NE ATCRNEV2

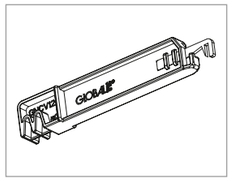

ACRHDCV2

Manual conductor bending tool
Strumento manuale piega conduttori

3-PHASE DALI TRACK / BINARIO TRIFASE DALI

ACCESSORIES DE ALIMENTACIÓN Y UNIÓN / ACCESSORI DE ALIMENTAÇÃO E UNIÃO

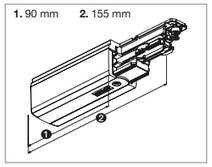

DALI Side power supply
Alimentatore laterale DALI

Polarity

BL ACRIDABLV2
NE ACRIDANEV2

Polarity

BL ACRDDABLV2
NE ACRDDANEV2

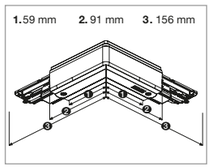

DALI L-coupler
Giunto a L DALI

Polarity

BL ACRLIDABLV2
NE ACRLIDANEV2

Polarity

BL ACRLEDABLV2
NE ACRLEDANEV2

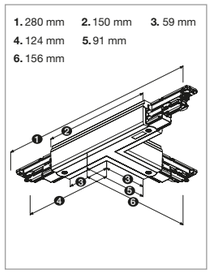

DALI T-coupler
Giunto a T DALI

Polarity

BL ACRTEDDABLV2
NE ACRTEDDANEV2

Polarity

BL ACRTIDDABLV2
NE ACRTIDDANEV2

Polarity

BL ACRTEIDABLV2
NE ACRTEIDANEV2

Polarity

BL ACRTIIDABLV2
NE ACRTIIDANEV2

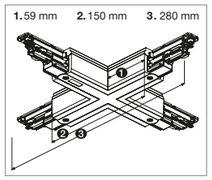

DALI X-coupler
Giunto a X DALI

Polarity

BL ACRXDABLV2
NE ACRXDANEV2

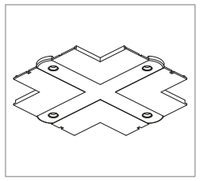

DALI Recessed power supply frame - X-shaped
Telaio da incasso alimentazione a X DALI

BL ACREMXDABLV2
NE ACREMXDANEV2

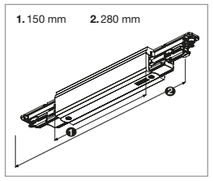

DALI Central power supply
Alimentatore centrale DALI

BL ACRCDABLV2
NE ACRCDANEV2

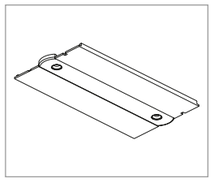

DALI Recessed power supply frame - Straight
Telaio da incasso alimentazione dritta DALI

BL ACREMRDABLV2
NE ACREMRDANEV2

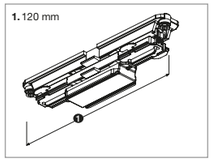

DALI Inner coupler
Giunto di unione interno DALI

BL ACRUDABLV2
NE ACRUDANEV2

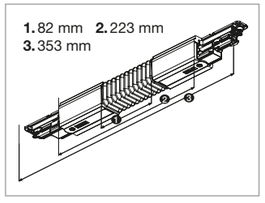

DALI Flexible coupler
Giunto di unione flessibile DALI

BL ACRJFDABLV2
NE ACRJFDANEV2

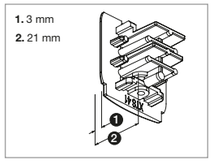

End cap
Chiusura finale

BL ACRFBLV2
NE ACRFNEV2

DOWNLIGHT DOWNLIGHT | SPOTLIGHT SPOTLIGHT | PANELS PANNELLI | LINEAR PROFILES LINEARI | CEILING LIGHTS PLAFONI | TRACK LIGHT TRACKLIGHT

3-PHASE DALI TRACK / BINARIO TRIFASE DALI

SUSPENSION ACCESSORIES / ACCESSORI DI SOSPENSIONE

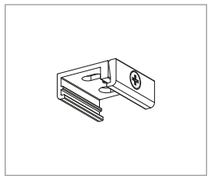

Surface bracket
Staffa di superficie

BL AASCRBLV2
NE AASCRNEV2

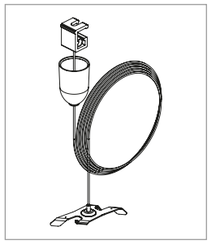

Suspension kit with clip
Kit di sospensione con clip

	1,5 m	3 m	5 m
BL	ACRS1BLV2	ACRSBLV2	ACRS5BLV2
NE	ACRS1NEV2	ACRSNEV2	ACRS5NEV2

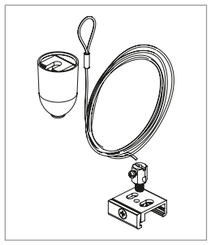

Suspension kit with bracket
Kit di sospensione con staffa

	1,5 m	3 m	5 m
BL	ACRSA1BLV2	ACRSA3BLV2	ACRSA5BLV2
NE	ACRSA1NEV2	ACRSA3NEV2	ACRSA5NEV2

Illuminazione
OUTDOOR Lighting

Outdoor Lighting / Illuminazione Outdoor

Professional Floodlights

Proiettori Professionali

150

PRE-MIUM

OLYMPIC II OLP

165lm/W
actual/reali

IP66

5 YEARS WARRANTY

160

PALAU QMP

PRE-MIUM

170lm/W
actual/reali

IP65

5 YEARS WARRANTY

162

PRE-MIUM

PANAMA PQM

170lm/W
actual/reali

IP65

5 YEARS WARRANTY

170

LYON PRL

PRO

155lm/W
actual/reali

IP66

5 YEARS WARRANTY

PRE-MIUM OLYMPIC II OLP

5700K 4000K IP66 IK08 CRI >70 FLICKER FREE 5 YEARS WARRANTY NE RAL9005 V DIFFUSER AL BODY PC OPTIC CE

165 lm/W actual/reali

90-305Vac 50/60Hz

Optimal heat management / Ottima dissipazione

Heat sink / Dissipatore
Made of aluminium alloy ADC12
Realizzato in lega di alluminio ADC12

>95% Light transmission lens
LENS con >95% di trasmissione
IK10

5050 High luminosity LED
LED ad alta luminosità 5050

+30° - 30°

One driver per module
Un driver per modulo

Indication of tilt angle
Indicazione dell'angolo di inclinazione
110° 60°
Easy and precise installation
Installazione facile e precisa

Design to reduce wind resistance
Design per ridurre la resistenza al vento

IP66

Powder paint coating
Rivestimento di vernice in polvere

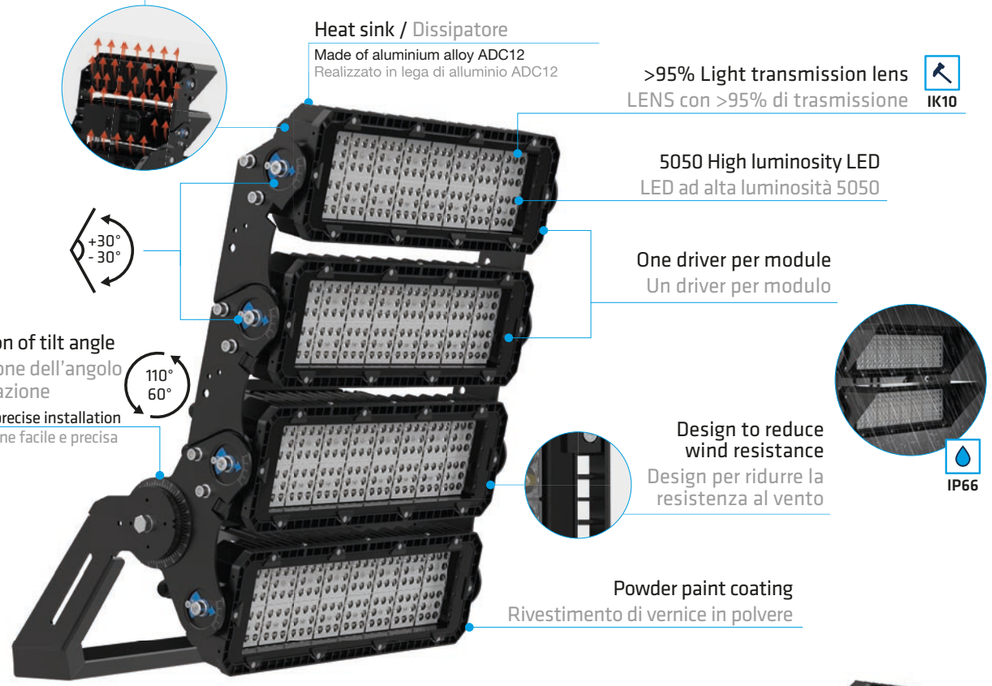

300 W OLP0300
600 W OLP0600
900 W OLP0900
1200 W OLP1200

• Dimming Options

0-10V DALI 0-10V/DA Ref. ZIGBEE-010V 0-10V/DA Ref. CSB110DA 0-10V/DA Ref. DMX-010V

• Angles

15° 30° 60° 90° 117x34°

• Optional

ANTI-SALINE TREATMENT

ACCESSORIES / ACCESSORI

Positioning laser
Laser di posizionamento
Ref. LOLP

Covering to reduce ULOR
(Upward Light Output Ratio)
Copertura per riduzione ULOR
(Upward Light Output Ratio)
Ref. COLPII-A

PRE-MIUM OLYMPIC II OLP

165 lm/W actual/reali

5700K 4000K IP66 IK08 CRI >70 FLICKER FREE 5 YEARS WARRANTY NE RAL9005 V DIFFUSER AL BODY PC OPTIC CE

90-305Vac 50/60Hz

Optimal heat management
Ottima dissipazione

Heat sink / Dissipatore
Made of aluminium alloy ADC12
Realizzato in lega di alluminio ADC12

Metallic sheath to protect cable
Guaina metallica di protezione per il cavo

1-10V Driver included
Driver 1-10V incluso

10kv surge protection
Protettore di sovratensione 10 kv

IP65 waterproof box
Scatola stagna IP65

Possibility for remote installation of the driver
Possibilidade de instalação remota do driver

Indication of tilt angle
Indicazione dell'angolo di inclinazione
-90° 120°
Easy and precise installation
Installazione facile e precisa

Design to reduce wind resistance
Design per ridurre la resistenza al vento

5050 High luminosity LED
LED ad alta luminosità 5050

IK10 >95% Light transmission lens
LENS con >95% di trasmissione

IP66

Powder paint coating
Rivestimento di vernice in polvere

Bracket included / Staffa inclusa

• Optional

Adjustable base
Base regolabile
Ref. BROLPII

Accessory for pole
Accessorio per palo
Ref. AMOLPII

• Dimming Options

0-10V DALI 0-10V Ref. DALI-PWM 0-10V Ref. ZIGBEE-010V 0-10V Ref. CSB110DA 0-10V Ref. DMX-010V

• Angles

15° 30° 60° 90° 117x34°

• Optional

ANTI-SALINE TREATMENT

OLP1500 1500 W
OLP1800 1800 W

ACCESSORIES / ACCESSORI

Positioning laser
Laser di posizionamento
Ref. LOLP

Covering to reduce ULOR
(Upward Light Output Ratio)
Copertura per riduzione ULOR
(Upward Light Output Ratio)
Ref. COLPII-B

OUTDOOR / OUTDOOR

PREMIUM OLYMPIC II OLP



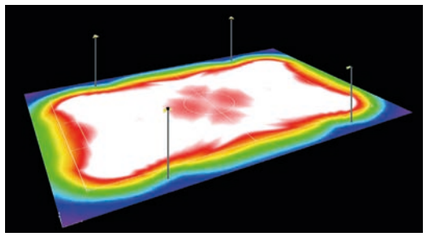

CLASS I

Em (lux)	Emin/Emed
500	0,7

100 x 60 m

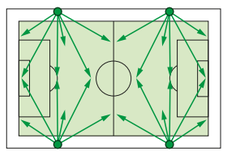

Floodlights:

16 | OLP18005730 — 1800W 5700K 30°

4 | OLP12005730 — 1200W 5700K 30°

4 | OLP12005760 — 1200W 5700K 60°

Poles: 4 Poles height: 20 m

Em (lux)	Emin/Emed	Total Power
587	0,76	38400 W

CLASS II

Em (lux)	Emin/Emed
200	0,6

100 x 60 m

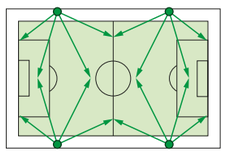

Floodlights:

8 | OLP09005730 — 900W 5700K 30°

8 | OLP12005760 — 1200W 5700K 60°

Poles: 4 Poles height: 20 m

Em (lux)	Emin/Emed	Total Power
208	0,72	16800 W

CLASS III

Em (lux)	Emin/Emed
75	0,5

100 x 60 m

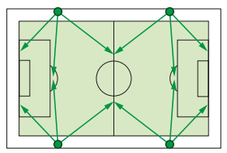

Floodlights:

12 | OLP06005760 — 600W 5700K 60°

Poles: 4 Poles height: 20 m

Em (lux)	Emin/Emed	Total Power
80	0,67	7200 W

PREMIUM OLYMPIC II OLP



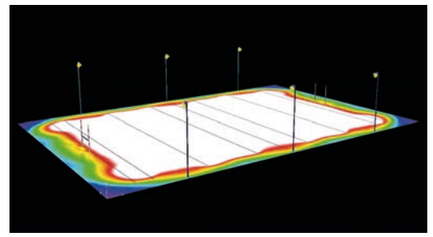

CLASS I

Em (lux)	Emin/Emed
500	0,7

100 x 70 m

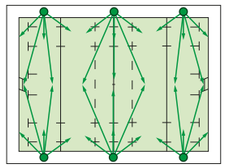

Floodlights:

14 | OLP15005730 — 1500W 5700K 30°

16 | OLP09005730 — 900W 5700K 30°

2 | OLP09005760 — 900W 5700K 60°

Poles: 6 Poles height: 20 m

Em (lux)	Emin/Emed	Total Power
526	0,74	37200 W

CLASS II

Em (lux)	Emin/Emed
200	0,6

100 x 70 m

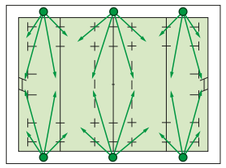

Floodlights:

20 | OLP06005730 — 600W 5700K 30°

4 | OLP06005760 — 600W 5700K 60°

Poles: 6 Poles height: 20 m

Em (lux)	Emin/Emed	Total Power
204	0,65	14400 W

CLASS III

Em (lux)	Emin/Emed
75	0,5

100 x 70 m

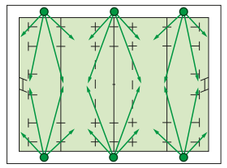

Floodlights:

12 | OLP03005730 — 300W 5700K 30°

12 | OLP03005760 — 300W 5700K 60°

Poles: 6 Poles height: 20 m

Em (lux)	Emin/Emed	Total Power
91	0,66	7200 W

OLYMPIC II

PRE-MIUM **OLP0300**

5700K · 4000K · 90-305Vac 50/60 Hz · 5 YEARS WARRANTY · FLICKER FREE

CRI >70 · cos φ >0,96 · 50.000 h · x 20.000

IK08 · IP66 · NE RAL 9005 · 7,6 Kg · DE · 10kV/5kA PROTECTOR

165 actual lm/W
165 lm/W reali

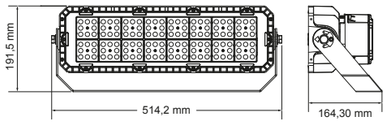

• Material

V DIFFUSER · AL BODY · PC OPTIC

• Dimming Opt.

0-10V · DALI · 0-10V/DA Ref. ZIGBEE-010V · 0-10V/DA Ref. CSB110DA · 0-10V/DA Ref. DMX-010V

• Optional

Ref. LOLP · Ref. COLPII-A · ANTI-SALINE TREATMENT

• Angles

15° · 30° · 60° · 90° · 117x34°

• Certif.

CE

	OPTIONS	K	W			
OLP03005715	*	5700K	300 W	46500 lm	40500 lm	15°
OLP03004015	*	4000K	300 W	46500 lm	40500 lm	15°
OLP03005730	*	5700K	300 W	55500 lm	49500 lm	30°
OLP03004030	*	4000K	300 W	55500 lm	49500 lm	30°
OLP03005760	*	5700K	300 W	55500 lm	49500 lm	60°
OLP03004060	*	4000K	300 W	55500 lm	49500 lm	60°
OLP03005790	*	5700K	300 W	55500 lm	49500 lm	90°
OLP03004090	*	4000K	300 W	55500 lm	49500 lm	90°
OLP030057A16	*	5700K	300 W	55500 lm	49500 lm	117x34°
OLP030040A16	*	4000K	300 W	55500 lm	49500 lm	117x34°

* Dimming Opt.
D1 0-10V D2 DALI

* Optional
TS Anti-saline Treatment

OLYMPIC II

PRE-MIUM **OLP0600**

5700K · 4000K · 90-305Vac 50/60 Hz · 5 YEARS WARRANTY · FLICKER FREE

CRI >70 · cos φ >0,96 · 50.000 h · x 20.000

IK08 · IP66 · NE RAL 9005 · 16,5 Kg · DE · 10kV/5kA PROTECTOR

165 actual lm/W
165 lm/W reali

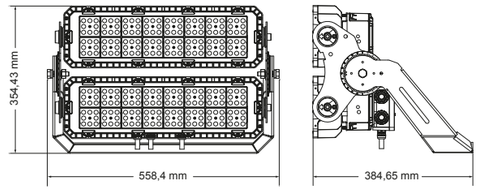

• Material

V DIFFUSER · AL BODY · PC OPTIC

• Dimming Opt.

0-10V · DALI · 0-10V/DA Ref. ZIGBEE-010V · 0-10V/DA Ref. CSB110DA · 0-10V/DA Ref. DMX-010V

• Optional

Ref. LOLP · Ref. COLPII-A · ANTI-SALINE TREATMENT

• Angles

15° · 30° · 60° · 90° · 117x34°

• Certif.

CE

	OPTIONS	K	W			
OLP06005715	*	5700K	600 W	93000 lm	81000 lm	15°
OLP06004015	*	4000K	600 W	93000 lm	81000 lm	15°
OLP06005730	*	5700K	600 W	111000 lm	99000 lm	30°
OLP06004030	*	4000K	600 W	111000 lm	99000 lm	30°
OLP06005760	*	5700K	600 W	111000 lm	99000 lm	60°
OLP06004060	*	4000K	600 W	111000 lm	99000 lm	60°
OLP06005790	*	5700K	600 W	111000 lm	99000 lm	90°
OLP06004090	*	4000K	600 W	111000 lm	99000 lm	90°
OLP060057A16	*	5700K	600 W	111000 lm	99000 lm	117x34°
OLP060040A16	*	4000K	600 W	111000 lm	99000 lm	117x34°

* Dimming Opt.
D1 0-10V D2 DALI

* Optional
TS Anti-saline Treatment

OLYMPIC II

PRE-MIUM **OLP0900**

5700K · 4000K · 90-305Vac 50/60 Hz · 5 YEARS WARRANTY · FLICKER FREE

CRI >70 · cos φ >0,96 · 50.000 h · x 20.000

IK08 · IP66 · NE RAL 9005 · 23 Kg · DE · 10kV/5kA PROTECTOR

165 actual lm/W
165 lm/W reali

• Material

V DIFFUSER · AL BODY · PC OPTIC

• Dimming Opt.

0-10V · DALI · 0-10V/DA Ref. ZIGBEE-010V · 0-10V/DA Ref. CSB110DA · 0-10V/DA Ref. DMX-010V

• Optional

Ref. LOLP · Ref. COLPII-A · ANTI-SALINE TREATMENT

• Angles

15° · 30° · 60° · 90° · 117x34°

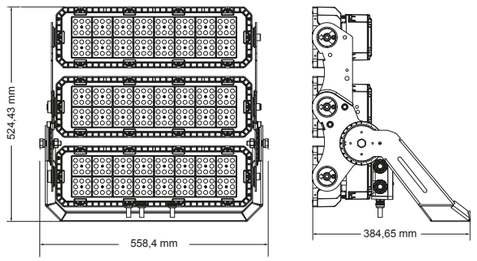

• Certif.

CE

	OPTIONS	K	W			
OLP09005715	*	5700K	900 W	139500 lm	121500 lm	15°
OLP09004015	*	4000K	900 W	139500 lm	121500 lm	15°
OLP09005730	*	5700K	900 W	166500 lm	148500 lm	30°
OLP09004030	*	4000K	900 W	166500 lm	148500 lm	30°
OLP09005760	*	5700K	900 W	166500 lm	148500 lm	60°
OLP09004060	*	4000K	900 W	166500 lm	148500 lm	60°
OLP09005790	*	5700K	900 W	166500 lm	148500 lm	90°
OLP09004090	*	4000K	900 W	166500 lm	148500 lm	90°
OLP090057A16	*	5700K	900 W	166500 lm	148500 lm	117x34°
OLP090040A16	*	4000K	900 W	166500 lm	148500 lm	117x34°

* Dimming Opt.
D1 0-10V D2 DALI

* Optional
TS Anti-saline Treatment

165 actual lm/W
165 lm/W reali

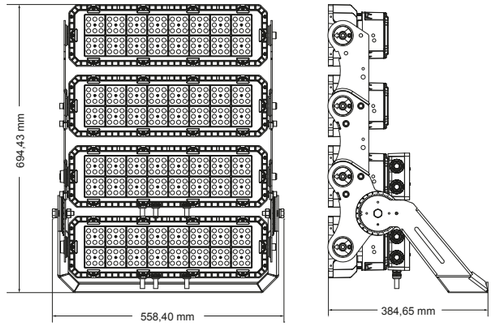

OLYMPIC II

PRE-MIUM **OLP1200**

5700K · 4000K · 90-305Vac 50/60 Hz · 5 YEARS WARRANTY · FLICKER FREE

CRI >70 · cos φ >0,96 · 50.000 h · x 20.000

IK08 · IP66 · NE RAL 9005 · 29 Kg · DE · 10kV/5kA PROTECTOR

• Material

V DIFFUSER · AL BODY · PC OPTIC

• Dimming Opt.

0-10V · DALI · 0-10V/DA Ref. ZIGBEE-010V · 0-10V/DA Ref. CSB110DA · 0-10V/DA Ref. DMX-010V

• Optional

Ref. LOLP · Ref. COLPII-A · ANTI-SALINE TREATMENT

• Angles

15° · 30° · 60° · 90° · 117x34°

• Certif.

CE

	K	CCT	W			
OLP12005715	*	5700K	1200 W	186000 lm	162000 lm	15°
OLP12004015	*	4000K	1200 W	186000 lm	162000 lm	15°
OLP12005730	*	5700K	1200 W	222000 lm	198000 lm	30°
OLP12004030	*	4000K	1200 W	222000 lm	198000 lm	30°
OLP12005760	*	5700K	1200 W	222000 lm	198000 lm	60°
OLP12004060	*	4000K	1200 W	222000 lm	198000 lm	60°
OLP12005790	*	5700K	1200 W	222000 lm	198000 lm	90°
OLP12004090	*	4000K	1200 W	222000 lm	198000 lm	90°
OLP120057A16	*	5700K	1200 W	222000 lm	198000 lm	117x34°
OLP120040A16	*	4000K	1200 W	222000 lm	198000 lm	117x34°

* Dimming Opt.
D1 0-10V D2 DALI

* Optional
TS Anti-saline Treatment

OLYMPIC II

PRE-MIUM **OLP1500**

5700K · 4000K · 90-305Vac 50/60 Hz · 5 YEARS WARRANTY · FLICKER FREE

CRI >70 · cos φ >0,96 · 50.000 h · x 20.000

IK08 · IP66 · NE RAL 9005 · 43,5 Kg · DE · 10kV/5kA PROTECTOR

165 actual lm/W
165 lm/W reali

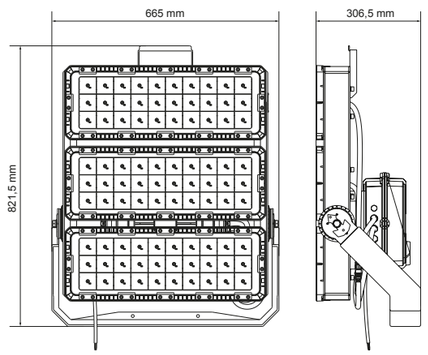

• Material

V DIFFUSER · AL BODY · PC OPTIC

• Certif.

CE

• Included

1-10V

• Dimming Opt.

DALI	0-10V	0-10V	0-10V
0-10V	Ref. ZIGBEE-010V	Ref. CSB110DA	Ref. DMX-010V
Ref. DALI-PWM			

• Optional

Ref. LOLP · Ref. COLPII-B · Ref. AMOLPII · Ref. BROLPII · ANTI-SALINE TREATMENT

• Angles

15° · 30° · 60° · 90° · 117x34°

	OPTIONS	K	W			
OLP15005715	*	5700K	1500 W	232500 lm	202500 lm	15°
OLP15004015	*	4000K	1500 W	232500 lm	202500 lm	15°
OLP15005730	*	5700K	1500 W	277500 lm	247500 lm	30°
OLP15004030	*	4000K	1500 W	277500 lm	247500 lm	30°
OLP15005760	*	5700K	1500 W	277500 lm	247500 lm	60°
OLP15004060	*	4000K	1500 W	277500 lm	247500 lm	60°
OLP15005790	*	5700K	1500 W	277500 lm	247500 lm	90°
OLP15004090	*	4000K	1500 W	277500 lm	247500 lm	90°
OLP150057A16	*	5700K	1500 W	277500 lm	247500 lm	117x34°
OLP150040A16	*	4000K	1500 W	277500 lm	247500 lm	117x34°

* Dimming Opt.
D1 0-10V

* Optional
TS Anti-saline Treatment

OLYMPIC II

PRE-MIUM **OLP1800**

5700K · 4000K · 90-305Vac 50/60 Hz · 5 YEARS WARRANTY · FLICKER FREE

CRI >70 · cos φ >0,96 · 50.000 h · x 20.000

IK08 · IP66 · NE RAL 9005 · 43,5 Kg · DE · 10kV/5kA PROTECTOR

165 actual lm/W
165 lm/W reali

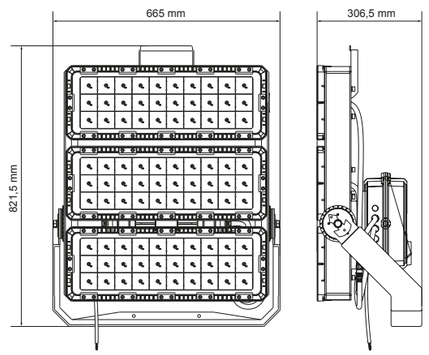

• Material

V DIFFUSER · AL BODY · PC OPTIC

• Certif.

CE

• Included

1-10V

• Dimming Opt.

DALI	0-10V	0-10V	0-10V
0-10V	Ref. ZIGBEE-010V	Ref. CSB110DA	Ref. DMX-010V
Ref. DALI-PWM			

• Optional

Ref. LOLP · Ref. COLPII-B · Ref. AMOLPII · Ref. BROLPII · ANTI-SALINE TREATMENT

• Angles

15° · 30° · 60° · 90° · 117x34°

	OPTIONS	K	W			
OLP18005715	*	5700K	1800 W	279000 lm	243000 lm	15°
OLP18004015	*	4000K	1800 W	279000 lm	243000 lm	15°
OLP18005730	*	5700K	1800 W	333000 lm	297000 lm	30°
OLP18004030	*	4000K	1800 W	333000 lm	297000 lm	30°
OLP18005760	*	5700K	1800 W	333000 lm	297000 lm	60°
OLP18004060	*	4000K	1800 W	333000 lm	297000 lm	60°
OLP18005790	*	5700K	1800 W	333000 lm	297000 lm	90°
OLP18004090	*	4000K	1800 W	333000 lm	297000 lm	90°
OLP180057A16	*	5700K	1800 W	333000 lm	297000 lm	117x34°
OLP180040A16	*	4000K	1800 W	333000 lm	297000 lm	117x34°

* Dimming Opt.
D1 0-10V

* Optional
TS Anti-saline Treatment

PRE-MIUM PALAU QMP

5700K 4000K 3000K

FLICKER FREE | 5 YEARS WARRANTY | IP65

200 lm/W

THREELINE OWN DESIGN DESIGN PROPRIO

• Angles

45° 60° 120°

• Optional*

CUSTOM

Aluminium front case
Supporto frontale in alluminio

Glass lenses
>99% Transmission
LENS in vetro
> 99% di trasmissione

Silicone gasket
Guarnizione in silicone

7070 High luminosity LED
(200 lm/w)
Chip LED alta luminosità 7070
(200 lm/w)

Extruded aluminium sink
Dissipatore in alluminio estruso

• Certif.

CE ENAC

QMP1040N7

QMP1040G7

SEALED CONNECTOR INCLUDED
CONNETTORE STAGNO INCLUSO

*Other finishes on request / Consultare per altre finiture

170 actual lm/W
170 lm/W reali

PALAU

PRE-MIUM QMP1040

5700K 4000K 3000K | 100-305Vac 50/60Hz | FLICKER FREE | 5 YEARS WARRANTY

CRI >70 | cos φ >0,95 | 50.000 h | x 100.000

IK08 | IP65 | DE | NE RAL 9005 | PL RAL 9006

45° 60° 120°

• Material

V DIFFUSER | AL BODY

• Dimming Opt.

1-10V DALI

• Optional*

CUSTOM

• Certif.

CE ENAC

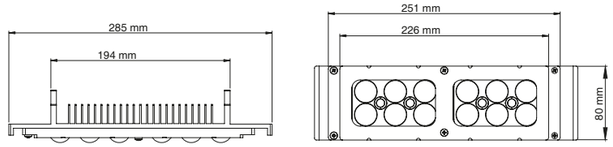

*Create your reference / Genera il tuo codice

			CRI		K					
QMP1040	■	N	>70	7	5700K	57	45°	04	Non dimmable	M0
	■	G			4000K	40	60°	06	1-10V	M1
					3000K	30	120°	12	DALI	M2

W	K		
	5700K	8000 lm	6800 lm
40 W	4000K	7840 lm	6664 lm
	3000K	7600 lm	6460 lm

*Other finishes on request / Consultare per altre finiture

OUTDOOR / OUTDOOR

PREMIUM PANAMA PQM

5700K 4000K 3000K

FLICKER FREE · 5 YEARS WARRANTY · IP65 · NE RAL 9005

45° 60° 120°

200 lm/W

OWN DESIGN
DESIGN PROPRIO

• Optional*

CUSTOM

Aluminium front case
Supporto frontale in alluminio

Glass lenses
>99% Transmission
Lenti in vetro
> 99% di trasmissione

7070 High luminosity LED (200lm/w)
Chip LED alta luminosità 7070 (200lm/w)

Adjustable tilt angle
Angolo di inclinazione regolabile

Lacquered aluminium body
Corpo in alluminio laccato

• Certif.

CE ENAC

Stainless steel screws
Viti in acciaio inossidabile

SEALED CONNECTOR INCLUDED
CONNETTORE STAGNO INCLUSO

OPTIONAL / OPTIONAL

MOTION SENSOR

KE IP65 EXTERNAL EMERGENCY KIT



Distance between floodlight and emergency kit required (2 m max.).
Sarà necessario indicare la distanza richiesta tra il proiettore e il kit di emergenza (max. 2 m).

*Other finishes on request / Consultare per altre finiture

PREMIUM PANAMA PQM

8000 lm

40W PQM104NN7

16000 lm

80W PQM208NN7

24000 lm

120W PQM312NN7

40000 lm

200W PQM520NN7

32000 lm

160W PQM416NN7

OUTDOOR / OUTDOOR

PANAMA

PRE-MIUM **PQM104NN7**

5700K · 4000K · 3000K · 100-305Vac 50/60Hz · FLICKER FREE · 5 YEARS WARRANTY

CRI >70 · cos φ >0,95 · 50.000 h · OFF ON x 100.000

IK08 · IP65 · DE · NE RAL 9005

45° · 60° · 120°

170 actual lm/W
170 lm/W reali

• Material

V DIFFUSER · AL BODY

• Dimming Opt.

1-10V

DALI

• Optional

KE Ref. KEIP65V2 · CUSTOM

• Certif.

CE ENAC

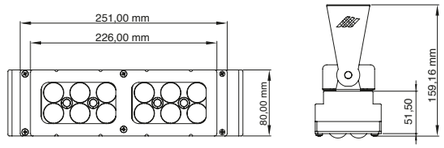

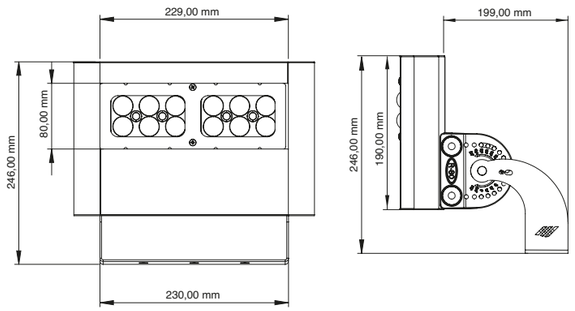

*Create your reference / Genera il tuo codice

	K						Optional		W	K	N	
PQM104NN7	5700K	57	45°	04	Non dimmable	M0	Emergency Kit	U		5700K	8000 lm	6800 lm
	4000K	40	60°	06	1-10V	M1			40 W	4000K	7840 lm	6664 lm
	3000K	30	120°	12	DALI	M2				3000K	7600 lm	6460 lm

*Other finishes on request / Consultare per altre finiture

PANAMA

PRE-MIUM **PQM208NN7**

5700K · 4000K · 3000K · 100-305Vac 50/60Hz · FLICKER FREE · 5 YEARS WARRANTY

CRI >70 · cos φ >0,95 · 50.000 h · OFF ON x 100.000

IK08 · IP65 · DE · NE RAL 9005

45° · 60° · 120°

170 actual lm/W
170 lm/W reali

• Material

V DIFFUSER · AL BODY

• Dimming Opt.

1-10V · DALI

• Optional

Ref. SP65V2 · KE Ref. KEIP65V2 · CUSTOM

• Certif.

CE ENAC

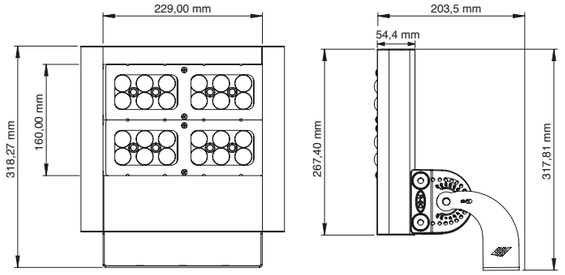

*Create your reference / Genera il tuo codice

	K						Optional		W	K	N	
PQM208NN7	5700K	57	45°	04	Non dimmable	M0	Emergency Kit	U		5700K	16000 lm	13600 lm
	4000K	40	60°	06	1-10V	M1	Motion sensor	P	80 W	4000K	15680 lm	13328 lm
	3000K	30	120°	12	DALI	M2				3000K	15200 lm	12920 lm

*Other finishes on request / Consultare per altre finiture

PANAMA

PRE-MIUM **PQM312NN7**

5700K · 4000K · 3000K · 100-305Vac 50/60Hz · FLICKER FREE · 5 YEARS WARRANTY

CRI >70 · cos φ >0,95 · 50.000 h · x 100.000

IK08 · IP65 · DE · NE RAL 9005

45° · 60° · 120°

170 actual lm/W
170 lm/W reali

• Material

V DIFFUSER · AL BODY

• Dimming Opt.

1-10V · DALI

• Optional

Ref. SP65V2 · Ref. KEIP65V2 · CUSTOM

• Certif.

CE ENAC

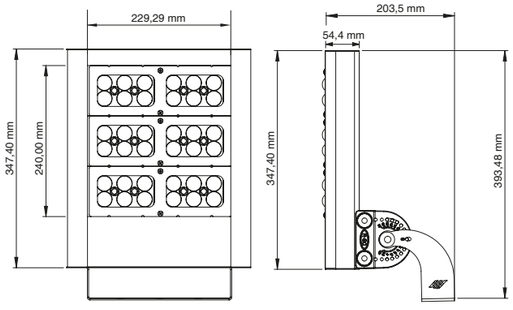

*Create your reference / Genera il tuo codice

	K						Optional	
PQM312NN7	5700K	57	45°	04	Non dimmable	M0	Emergency Kit	U
	4000K	40	60°	06	1-10V	M1	Motion sensor	P
	3000K	30	120°	12	DALI	M2		

W	K		
120 W	5700K	24000 lm	20400 lm
	4000K	23520 lm	19992 lm
	3000K	22800 lm	19380 lm

*Other finishes on request / Consultare per altre finiture

PANAMA

PRE-MIUM **PQM416NN7**

5700K · 4000K · 3000K · 100-305Vac 50/60Hz · FLICKER FREE · 5 YEARS WARRANTY

CRI >70 · cos φ >0,95 · 50.000 h · x 100.000

IK08 · IP65 · DE · NE RAL 9005

45° · 60° · 120°

170 actual lm/W
170 lm/W reali

• Material

V DIFFUSER · AL BODY

• Dimming Opt.

1-10V · DALI

• Optional

Ref. SP65V2 · Ref. KEIP65V2 · CUSTOM

• Certif.

CE ENAC

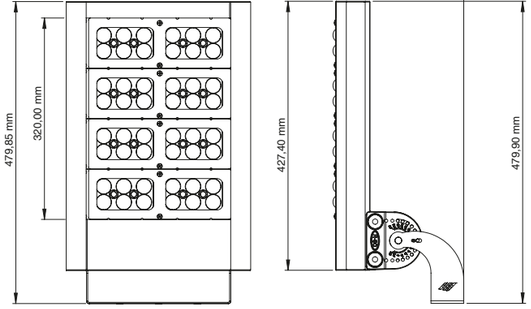

*Create your reference / Genera il tuo codice

	K						Optional	
PQM416NN7	5700K	57	45°	04	Non dimmable	M0	Emergency Kit	U
	4000K	40	60°	06	1-10V	M1	Motion sensor	P
	3000K	30	120°	12	DALI	M2		

W	K		
160 W	5700K	32000 lm	27200 lm
	4000K	31360 lm	26656 lm
	3000K	30400 lm	25840 lm

*Other finishes on request / Consultare per altre finiture

PANAMA

PREMIUM **PQM520NN7**

5700K · 4000K · 3000K · 100-305Vac 50/60Hz · FLICKER FREE · 5 YEARS WARRANTY

CRI >70 · cos φ >0,95 · 50.000 h · OFF ON x 100.000

IK08 · IP65 · DE · NE RAL 9005

45° · 60° · 120°

170 actual lm/W
170 lm/W reali

• Material

V DIFFUSER · AL BODY

• Dimming Opt.

1-10V · DALI

• Optional

SP65V2 · KE KEIP65V2 · CUSTOM

• Certif.

CE ENAC

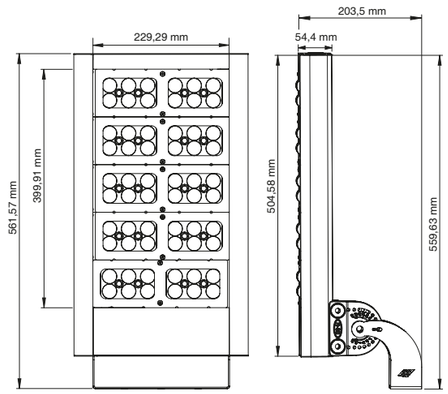

*Create your reference / Genera il tuo codice

	K						Optional		W	K		
PQM520NN7	5700K	57	45°	04	Non dimmable	M0	Emergency Kit	U	200 W	5700K	40000 lm	34000 lm
	4000K	40	60°	06	1-10V	M1	Motion sensor	P		4000K	39200 lm	33320 lm
	3000K	30	120°	12	DALI	M2				3000K	38000 lm	32300 lm

*Other finishes on request / Consultare per altre finiture

PANAMA. OPTIONAL / OPTIONAL

CUSTOM

PRO LYON PRL

5700K 4000K 3000K IP66 IK08 CRI >80 FLICKER FREE 5 YEARS WARRANTY

NE RAL9005 · V TEMP DIFFUSER · AL BODY · PC OPTIC · CE

155 lm/W actual/reali

4 mm Tempered Glass
Vetro temperato da 4 mm
IK08

High luminosity LED
LED alta luminosità

Polycarbonate reflector
Riflettore in policarbonato

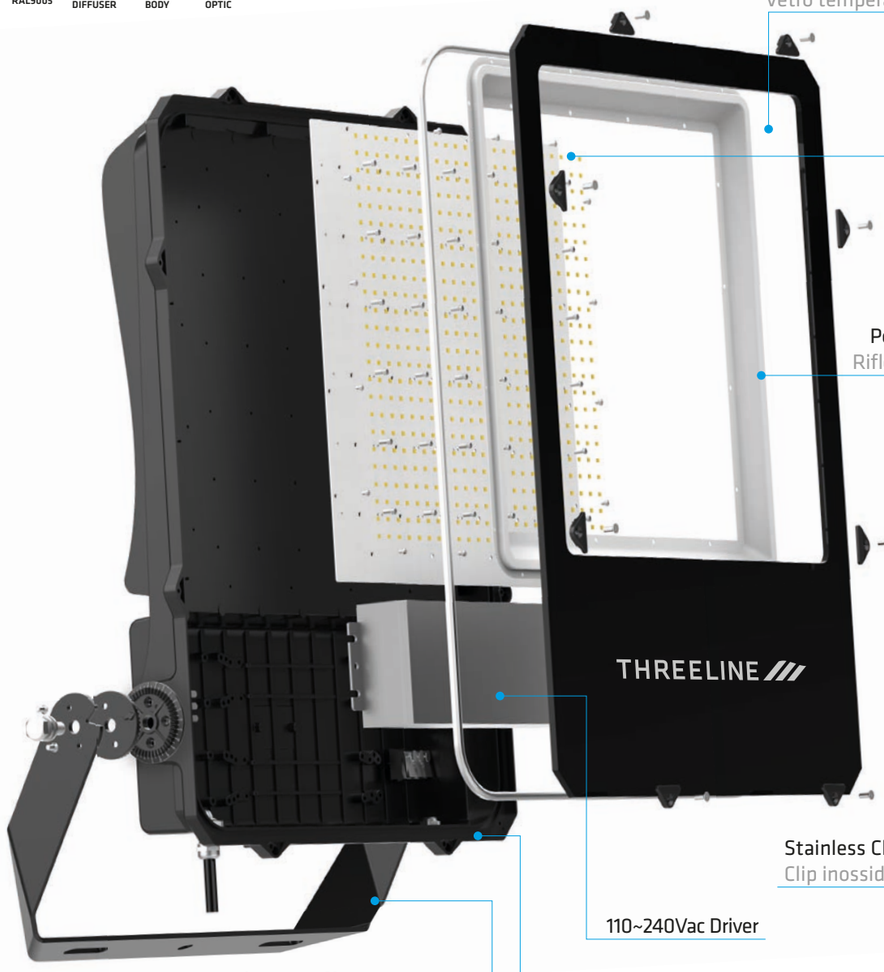

Stainless Clips
Clip inossidabili

110~240Vac Driver

SPCC Bracket / Staffa SPCC

Made of aluminium alloy ADC12
Realizzato in lega di alluminio ADC12

IP66

Personalised lens
Ottiche individuali

• Angles

15° 30° 60° 90° 120° 60x20° 156x71°

Standard model with frost glass 120°
Modello standard con frost glass 120°

• Dimming Opt.

0-10V · DALI · 0-10V/DA Ref. ZIGBEE-010V · 0-10V/DA Ref. CSB110DA · 0-10V/DA Ref. DMX-010V

PRO LYON PRL

Optimal heat management
Ottima dissipazione

Designed to avoid dirt accumulation
Progettato per evitare l'accumulo di sporcizia

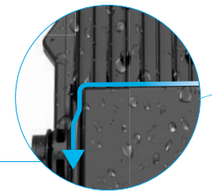

Indication of tilt angle
Indicazione dell'angolo di inclinazione

Easy and precise installation
Installazione facile e precisa

Waterproof quick connector*
Connettore rapido stagno*

*Included from 100W
*Incluso a partire da 100W

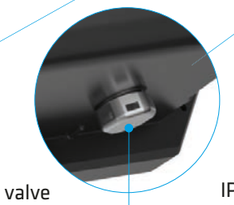

Anti-condensation valve
Valvola anti-condensazione

*Included from 100W
*Incluso a partire da 100W

IP65 Motion Sensor
(Optional)
Sensore di movimento IP65
(Opzionale)

PRL400 PRL300 — 400 W 300 W
PRL240 PRL200 — 240 W 200 W
PRL150 PRL100 — 150 W 100 W
PRL080 PRL050 — 80 W 50 W
PRL030 PRL020 — 30 W 20 W

• Optional

IP65 MOTION SENSOR Ref. SP65V2 · ANTI-VANDAL GRILLE · ANTI-SALINE TREATMENT

• Included*

Ref. WCIP65 From 100W

OUTDOOR / OUTDOOR

LYON PRL



TENNIS

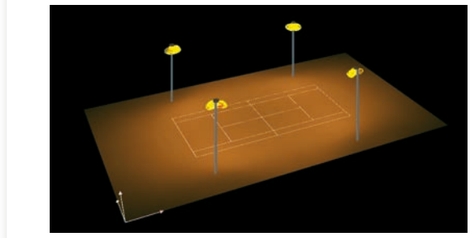

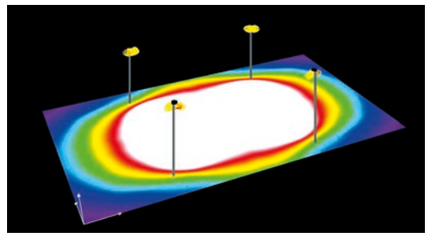

CLASS I

Em (lux)	Emin/Emed
500	0,7

36 x 18 m

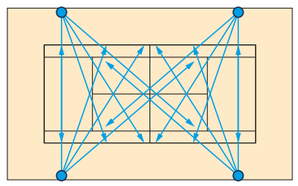

Floodlights:

12 | PRL30057A11

300W 5700K 156x71°

4 | PRL24057A11

240W 5700K 156x71°

Poles: 4 Poles height: 10 m

Em (lux)	Emin/Emed	Total Power
557	0,90	4560 W

CLASS II

Em (lux)	Emin/Emed
300	0,7

36 x 18 m

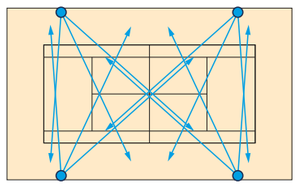

Floodlights:

12 | PRL20057A11

200W 5700K 156x71°

Poles: 4 Poles height: 10 m

Em (lux)	Emin/Emed	Total Power
301	0,92	2400 W

CLASS III

Em (lux)	Emin/Emed
200	0,6

36 x 18 m

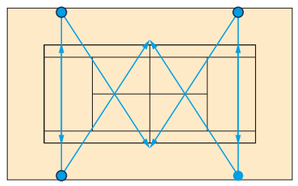

Floodlights:

8 | PRL20057A11

200W 5700K 156x71°

Poles: 4 Poles height: 10 m

Em (lux)	Emin/Emed	Total Power
202	0,93	1600 W

LYON PRL



PADEL

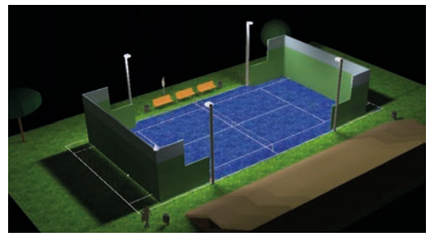



CLASS I

Em (lux)	Emin/Emed
500	0,7

20 x 10 m

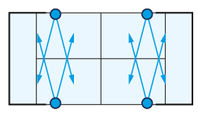

Floodlights:

8 | PRL20057A11

200W 5700K 156x71°

Poles: 4 Poles height: 6 m

Em (lux)	Emin/Emed	Total Power
548	0,79	1600 W

CLASS II

Em (lux)	Emin/Emed
300	0,7

20 x 10 m

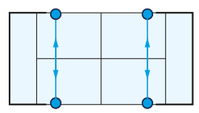

Floodlights:

4 | PRL24057A11

240W 5700K 156x71°

Poles: 4 Poles height: 6 m

Em (lux)	Emin/Emed	Total Power
313	0,84	960 W

CLASS III

Em (lux)	Emin/Emed
200	0,6

20 x 10 m

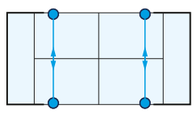

Floodlights:

4 | PRL20057A11

200W 5700K 156x71°

Poles: 4 Poles height: 6 m

Em (lux)	Emin/Emed	Total Power
250	0,82	800 W

OUTDOOR / OUTDOOR

LYON. OPTIONAL / OPTIONAL

ANTI-VANDALISM GRILLE
GRIGLIA ANTI-VANDALO

ANTI-SALINE TREATMENT
TRATTAMENTO ANTISALINO

LYON. ACCESSORIES / ACCESSORI

COMPATIBLE
COMPATIBLE

PRL020
PRL030
PRL050
PRL080

AP90PRL
Wall accessory 90°.
Accessorio a parete 90°.

COMPATIBLE
COMPATIBLE

PRL020
PRL030
PRL050
PRL080

AEP90PRL
Wall angle accessory 90°.
Accessorio a parete angolare 90°.

COMPATIBLE
COMPATIBLE

PRL100
PRL150
PRL200
PRL240

AM2PRL
2 PRL pole accessory (Pole Ø60~80 mm)
Accessorio 2 PRL per palo (Palo Ø60~80 mm)

COMPATIBLE
COMPATIBLE

PRL100
PRL150
PRL200
PRL240

AM4PRL
4 PRL pole accessory (Pole Ø60~80 mm)
Accessorio 4 PRL per palo (Palo Ø60~80 mm)

COMPATIBLE
COMPATIBLE

PRL020
PRL030

APT40PRL
Ground stake Ø40 mm.
Picchetto per montaggio a terra Ø40 mm.

COMPATIBLE
COMPATIBLE

PRL050
PRL080

APT59PRL
Ground stake Ø59 mm.
Picchetto per montaggio a terra Ø59 mm.



COMPATIBLE
COMPATIBLE

PRL020
PRL030
PRL050
PRL080

ABP55PRL
Extension arm 554 mm
Braccio di supporto 554 mm

ABG55PRL
Extension arm 554 mm
Braccio di supporto 554 mm

PRL100
PRL150
PRL200
PRL240

COMPATIBLE
COMPATIBLE

PRL020
PRL030
PRL050
PRL080

ABP85PRL
Extension arm 854 mm
Braccio di supporto 854 mm

ABG85PRL
Extension arm 854 mm
Braccio di supporto 854 mm

PRL100
PRL150
PRL200
PRL240

155 actual lm/W
155 lm/W reali

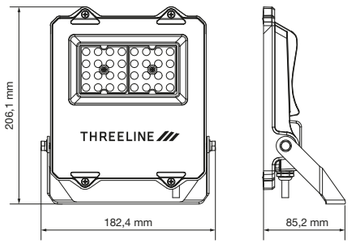

LYON

PRO PRL020 / PRL030

5700K · 4000K · 3000K · 100-277Vac 50/60Hz · 5 YEARS WARRANTY
CRI >80 · cos φ >0,95 · 50.000 h · x 30.000 · 120°
IK08 · IP66 · NE RAL 9005 · 0,85 Kg · DI

• Material
DIFFUSER (V TEMP) · BODY (AL) · OPTIC (PC)

• Certif.
CE

• Dimming Opt.
12-24Vdc · 12-24Vac

• Optional
Ref. SP65V2 · ANTI-VANDAL GRILLE · Ref. WCIP65 · ANTI-SALINE TREATMENT

• Accessories

	OPTIONS	W	K		
PRL02057120	*	20 W	5700K	3500 lm	3100 lm
PRL02040120	*	20 W	4000K	3500 lm	3100 lm
PRL02030120	*	20 W	3000K	3300 lm	3000 lm
PRL03057120	*	30 W	5700K	5250 lm	4650 lm
PRL03040120	*	30 W	4000K	5250 lm	4650 lm
PRL03030120	*	30 W	3000K	4950 lm	4500 lm

• Lens Options

* Dimming Opt.
AC 12-24Vac
DC 12-24Vdc

* Optional
S1 IP65 Motion sensor
AV Anti-vandal grille
TS Anti-saline treatment

OUTDOOR / OUTDOOR

LYON

PRL050 / PRL080

5700K · 4000K · 3000K · 100-277Vac 50/60Hz · 5 YEARS WARRANTY · PRL080 FLICKER FREE

CRI >80 · cos φ >0,95 · 50.000 h · x 30.000 · 120°

IK08 · IP66 · NE RAL 9005 · 1,52 Kg · DI

• Material

V TEMP DIFFUSER · AL BODY · PC OPTIC

• Certif.

CE

• Dimming Opt. / Class

PRL050: 12-24Vdc · 12-24Vac

PRL080: CLASS II · 0-10V · DALI · 0-10V/DA Ref. CSB110DA · 0-10V/DA Ref. ZIGBEE-010V · 0-10V/DA Ref. DMX-010V

• Optional

Ref. SP65V2 · ANTI-VANDAL GRILLE · Ref. WCIP65 · ANTI-SALINE TREATMENT

• Accessories

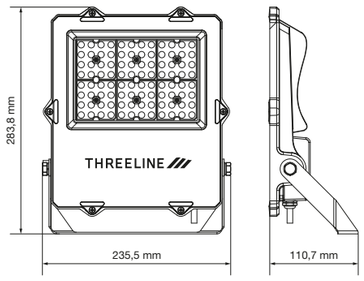

	OPTIONS	W	K		
PRL05057120	*	50 W	5700K	8750 lm	7750 lm
PRL05040120	*	50 W	4000K	8750 lm	7750 lm
PRL05030120	*	50 W	3000K	8250 lm	7500 lm
PRL08057120	*	80 W	5700K	14000 lm	12400 lm
PRL08040120	*	80 W	4000K	14000 lm	12400 lm
PRL08030120	*	80 W	3000K	13200 lm	12000 lm

• Lens Options

15° · 30° · 60° · 90° · A10 60x20° · A11 156x71°

* Dimming Opt. / Class

AC 12-24Vac · DC 12-24Vdc (PRL050)

C2 Class II · D1 0-10V · D2 DALI (PRL080)

* Optional

S1 IP65 Motion sensor · AV Anti-vandal grille · TS Anti-saline treatment

LYON

PRL100 / PRL150

5700K · 4000K · 3000K · 100-277Vac 50/60Hz · 5 YEARS WARRANTY · FLICKER FREE

CRI >80 · cos φ >0,95 · 50.000 h · x 30.000 · 120°

IK08 · IP66 · NE RAL 9005 · 3,7 Kg · DI

• Material

V TEMP DIFFUSER · AL BODY · PC OPTIC

• Certif.

CE

• Dimming Opt. / Class

CLASS II · 0-10V · DALI · 0-10V/DA Ref. CSB110DA · 0-10V/DA Ref. ZIGBEE-010V · 0-10V/DA Ref. DMX-010V

• Included

Ref. WCIP65

• Optional

Ref. SP65V2 · ANTI-VANDAL GRILLE · ANTI-SALINE TREATMENT

• Accessories

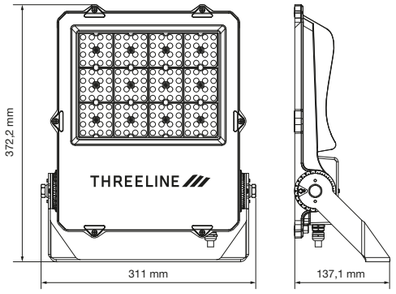

	OPTIONS	W	K		
PRL10057120	*	100 W	5700K	17500 lm	15500 lm
PRL10040120	*	100 W	4000K	17500 lm	15500 lm
PRL10030120	*	100 W	3000K	16500 lm	15000 lm
PRL15057120	*	150 W	5700K	26250 lm	23250 lm
PRL15040120	*	150 W	4000K	26250 lm	23250 lm
PRL15030120	*	150 W	3000K	24750 lm	22500 lm

• Lens Options

15° · 30° · 60° · 90° · A10 60x20° · A11 156x71°

* Dimming Opt. / Class

C2 Class II · D1 0-10V · D2 DALI

* Optional

S1 IP65 Motion sensor · AV Anti-vandal grille · TS Anti-saline treatment

LYON

PRL200 / PRL240

5700K · 4000K · 3000K · 100-277Vac 50/60Hz · 5 YEARS WARRANTY · FLICKER FREE

CRI >80 · cos φ >0,95 · 50.000 h · x 30.000 · 120°

IK08 · IP66 · NE RAL 9005 · 4,82 Kg · DI

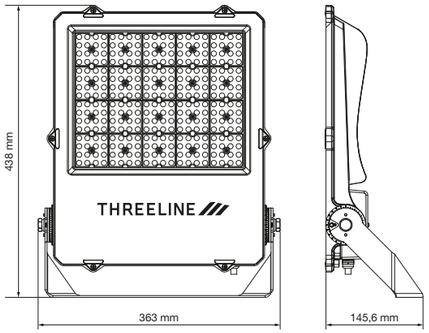

• Material

V TEMP DIFFUSER · AL BODY · PC OPTIC

• Certif.

CE

• Dimming Opt. / Class

CLASS II · 0-10V · DALI

0-10V/DA Ref. CSB110DA · 0-10V/DA Ref. ZIGBEE-010V · 0-10V/DA Ref. DMX-010V

• Included

Ref. WCIP65

• Optional

Ref. SP65V2 · ANTI-VANDAL GRILLE · ANTI-SALINE TREATMENT

• Accessories



	OPTIONS	W	K	N	
PRL20057120	*	200 W	5700K	35000 lm	31000 lm
PRL20040120	*	200 W	4000K	35000 lm	31000 lm
PRL20030120	*	200 W	3000K	33000 lm	30000 lm
PRL24057120	*	240 W	5700K	42000 lm	37200 lm
PRL24040120	*	240 W	4000K	42000 lm	37200 lm
PRL24030120	*	240 W	3000K	39600 lm	36000 lm

• Lens Options

15 · 30 · 60 · 90 · A10 · A11

* Dimming Opt. / Class

C2 Class II
D1 0-10V
D2 DALI

* Optional

S1 IP65 Motion sensor
AV Anti-vandal grille
TS Anti-saline treatment

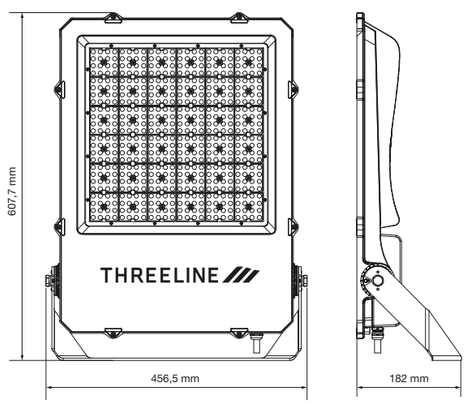

LYON

PRL300 / PRL400

5700K · 4000K · 3000K · 100-277Vac 50/60Hz · 5 YEARS WARRANTY · FLICKER FREE

CRI >80 · cos φ >0,95 · 50.000 h · x 30.000 · 120°

IK08 · IP66 · NE RAL 9005 · 10,4 Kg · DI

• Material

V TEMP DIFFUSER · AL BODY · PC OPTIC

• Certif.

CE

• Dimming Opt. / Class

CLASS II · 0-10V · DALI

0-10V/DA Ref. CSB110DA · 0-10V/DA Ref. ZIGBEE-010V · 0-10V/DA Ref. DMX-010V

• Included

Ref. WCIP65

• Optional

Ref. SP65V2 · ANTI-VANDAL GRILLE · ANTI-SALINE TREATMENT

	OPTIONS	W	K	N	
PRL30057120	*	300 W	5700K	52500 lm	46500 lm
PRL30040120	*	300 W	4000K	52500 lm	46500 lm
PRL30030120	*	300 W	3000K	49500 lm	45000 lm
PRL40057120	*	400 W	5700K	70000 lm	62000 lm
PRL40040120	*	400 W	4000K	70000 lm	62000 lm
PRL40030120	*	400 W	3000K	66000 lm	60000 lm

• Lens Options

15 · 30 · 60 · 90 · A10 · A11

* Dimming Opt. / Class

C2 Class II
D1 0-10V
D2 DALI

* Optional

S1 IP65 Motion sensor
AV Anti-vandal grille
TS Anti-saline treatment

Outdoor Lighting / Illuminazione Outdoor

Floodlights
Proiettori

182 IVO PRI
100lm/W actual/reali
IP65
184 IVO PRI BL NE
186 IVO SENSOR PRIS
187 IVO SOLAR SPRI
188 IVO RGB+TW PRIB
190 IPROY IPRN
BL NE IP65 100lm/W actual/reali

IVO PRI

6000K 4000K 3000K IP65 IK07 CRI >80 FLICKER FREE 120° NE RAL 9005 V DIFFUSER AL BODY CE

100 lm/W actual/reali

PRI200 200 W
PRI150 150 W
PRI100 100 W
PRI050 50 W
PRI030 30 W
PRI020 20 W
PRI010 10 W

High brightness LED
LED alta luminisità

Polycarbonate reflector
Riflettore in policarbonato

Stainless screw
Viti inossidabili

Tempered glass
Vetro temperato
IK07

SPCC Bracket
Staffa SPCC

IP65

Made of aluminium alloy ADC12.
Realizzato in lega di alluminio ADC12.

BL RAL 9001
4000K
10 W
20 W
30 W
50 W

Anti-condensation valve
Valvola anti-condensazione

Its alluminium body allows a perfect heat management
Il corpo in alluminio permette una perfetta dissipazione

IVO SENSOR PRIS

PRIS50 50 W
PRIS30 30 W
PRIS20 20 W

Internal Motion sensor
Sensore di movimento interno

Remote control included
Telecomando incluso

IVO SOLAR SPRI

SPRI50 50 W
SPRI30 30 W
SPRI20 20 W

Bracket included
Staffa inclusa

LiFePO4

Replaceable Battery
Batteria sostituibile

Remote control included
Telecomando incluso

IVO RGB+TW PRIB

PRIB 30 W
RGB + 3000K ~ 6500K

Remote control included
Telecomando incluso

OUTDOOR / OUTDOOR

IVO

PRI010 / PRI020 / PRI030 / PRI050

6000K · 4000K · 3000K · 220-240Vac 50Hz · 120°

CRI >80 · cos φ >0,9 · 30.000 h · OFF ON x 15.000

IK07 · IP65 · DI · BL RAL 9001 · NE RAL 9005

100 actual lm/W
100 lm/W reali

• Material

V DIFFUSER · AL BODY

• Certif.

CE

	A	B	C
PRI010	125	95	47
PRI020	160	120	49
PRI030	225	160	58
PRI050	250	180	58

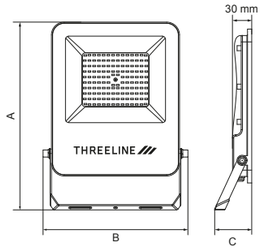

Measures (mm).

	K		W	N	
PRI010601202	6000K	■	10 W	1100 lm	900 lm
PRI010401202	4000K	■	10 W	1100 lm	900 lm
PRI010301202	3000K	■	10 W	1070 lm	850 lm
PRI010401200	4000K	□	10 W	1100 lm	900 lm
PRI020601202	6000K	■	20 W	2400 lm	2000 lm
PRI020401202	4000K	■	20 W	2400 lm	2000 lm
PRI020301202	3000K	■	20 W	2300 lm	1900 lm
PRI020401200	4000K	□	20 W	2400 lm	2000 lm
PRI030601202	6000K	■	30 W	3600 lm	3000 lm
PRI030401202	4000K	■	30 W	3600 lm	3000 lm
PRI030301202	3000K	■	30 W	3510 lm	2850 lm
PRI030401200	4000K	□	30 W	3600 lm	3000 lm
PRI050601202	6000K	■	50 W	7000 lm	6000 lm
PRI050401202	4000K	■	50 W	7000 lm	6000 lm
PRI050301202	3000K	■	50 W	6500 lm	5750 lm
PRI050401200	4000K	□	50 W	7000 lm	6000 lm

IVO

PRI100 / PRI150 / PRI200

6000K · 4000K · 220-240Vac 50Hz · 120°

CRI >80 · cos φ >0,9 · 30.000 h · OFF ON x 15.000

IK07 · IP65 · DI · NE RAL 9005

100 actual lm/W
100 lm/W reali

• Material

V DIFFUSER · AL BODY

• Certif.

CE

	A	B	C
PRI100	295	228	58
PRI150	370	288	58
PRI200	453	358	61

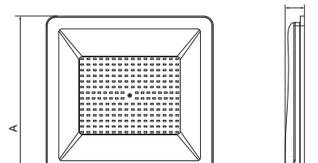

Measures (mm).

	K		W	N	
PRI100601202	6000K	■	100 W	12000 lm	10000 lm
PRI100401202	4000K	■	100 W	12000 lm	10000 lm
PRI150601202	6000K	■	150 W	18000 lm	15000 lm
PRI150401202	4000K	■	150 W	18000 lm	15000 lm
PRI200601202	6000K	■	200 W	28000 lm	24000 lm
PRI200401202	4000K	■	200 W	28000 lm	24000 lm

IVO SENSOR

ECO PRIS

6000K · 4000K · 220-240Vac 50Hz · 120° · CRI >80 · cos φ >0,9 · 30.000 h · OFF ON x 15.000

IP65 · IK07 · DI · NE RAL 9005

INTERNAL MOTION SENSOR
SENSORE DI MOVIMENTO INTERNO

• Material

DIFFUSER: V · BODY: AL

• Included

INTERNAL MOTION SENSOR · REMOTE CONTROL · 1 m CABLE

• Certif.

CE

	A	B	C
PRIS20	160	120	49
PRIS30	225	160	58
PRIS50	250	180	58

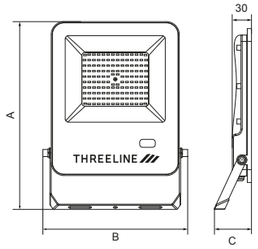

Measures (mm).

K	W	N	
PRIS20601202	6000K	20 W	2400 lm	2000 lm
PRIS20401202	4000K	20 W	2400 lm	2000 lm
PRIS30601202	6000K	30 W	3600 lm	3000 lm
PRIS30401202	4000K	30 W	3600 lm	3000 lm
PRIS50601202	6000K	50 W	6000 lm	5000 lm
PRIS50401202	4000K	50 W	6000 lm	5000 lm

IVO SOLAR

ECO SPRI

6000K · 4000K · 120° · LiFePO4 · CRI >80 · 30.000 h · OFF ON x 15.000

IK07 · IP65 · DI · NE RAL 9005

100 actual lm/W
100 lm/W reali

• Floodlight Mat.

DIFFUSER: V · BODY: AL

• Solar Pan. Mat.

SINGLE-CRYSTAL: Si · BODY: AL

• Certif.

CE

• Incluído

2 m CABLE 20/30W · 1 m CABLE 50W

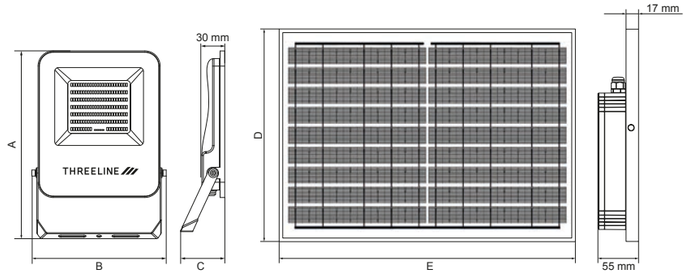

	A	B	C	D	E
SPRI20	160	120	49	209	304
SPRI30	225	160	58	214	344
SPRI50	250	180	58	284	394

Measures (mm).

SOLAR PANEL	V	W	Work Time	Charging Time
SPRI20	9	8	7-9 H	6-8 H
SPRI30	9	10	7-9 H	4-6 H
SPRI50	9	15	7-9 H	4-6 H

K	W	N	
SPRI20601202	6000K	20 W	2400 lm	2000 lm
SPRI20401202	4000K	20 W	2400 lm	2000 lm
SPRI30601202	6000K	30 W	3600 lm	3000 lm
SPRI30401202	4000K	30 W	3600 lm	3000 lm
SPRI50601202	6000K	50 W	6000 lm	5000 lm
SPRI50401202	4000K	50 W	6000 lm	5000 lm

IVO RGB+TW

ECO **PRIB**

RGB + 3000K ~ 6500K | 220-240Vac 50Hz | 120° | CRI >80 | cos φ >0,9 | 30.000 h | x 20.000 | IP65 | IK07 | DI | NE RAL 9005

• Material

V DIFFUSER
AL BODY

• Included

REMOTE CONTROL
1 m CABLE

• Certif.

CE

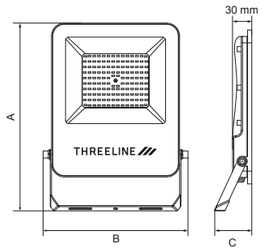

	A	B	C
PRIB30	225	160	58

Measures (mm).

	CCT		W		
PRIB30RGB	RGB + 3000K ~ 6000K	■	30 W	2850 lm ~ 3600 lm	2400 lm ~ 3000 lm

PROFESSIONAL FLOODLIGHTS
PROIETTORI PROFFESIONALI
FLOODLIGHTS
PROIETTORI
STREET
STRADALE

OUTDOOR / OUTDOOR

IPROY

ECO **IPRN10W / IPRN20W**
IPRN30W / IPRN50W

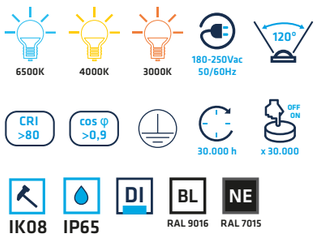

• Material

• Certif.

CE

	IPRN10W	IPRN20W	IPRN30W	IPRN50W
A	126 mm	161 mm	205 mm	233 mm
B	122,5 mm	156 mm	190 mm	216 mm
C	33,5 mm	33,5 mm	33,5 mm	34,5 mm

K		W		
IPRN10WBFNE	6500K	10 W	1300 lm	1000 lm
IPRN10WBNNE	4000K	10 W	1300 lm	1000 lm
IPRN10WBCNE	3000K	10 W	1300 lm	1000 lm
IPRN10WBNBL	4000K	10 W	1300 lm	1000 lm
IPRN20WBFNE	6500K	20 W	2600 lm	2000 lm
IPRN20WBNNE	4000K	20 W	2600 lm	2000 lm
IPRN20WBCNE	3000K	20 W	2600 lm	2000 lm
IPRN20WBNBL	4000K	20 W	2600 lm	2000 lm

K		W		
IPRN30WBFNE	6500K	30 W	3900 lm	3000 lm
IPRN30WBNNE	4000K	30 W	3900 lm	3000 lm
IPRN30WBCNE	3000K	30 W	3900 lm	3000 lm
IPRN30WBNBL	4000K	30 W	3900 lm	3000 lm
IPRN50WBFNE	6500K	50 W	6500 lm	5000 lm
IPRN50WBNNE	4000K	50 W	6500 lm	5000 lm
IPRN50WBCNE	3000K	50 W	6500 lm	5000 lm
IPRN50WBNBL	4000K	50 W	6500 lm	5000 lm

IPROY

ECO **IPRN100W / IPRN150W**
IPRN200W

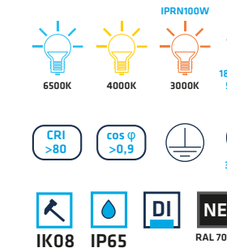

• Material

• Certif.

CE

	IPRN100W	IPRN150W	IPRN200W
A	330 mm	390 mm	390 mm
B	275 mm	333 mm	333 mm
C	54 mm	59 mm	59 mm

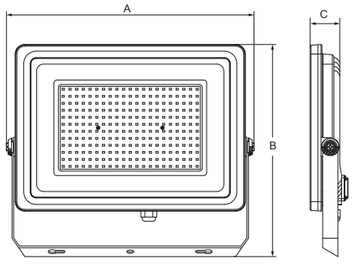

K		W		
IPRN100WBFNE	6500K	100 W	13000 lm	10000 lm
IPRN100WBNNE	4000K	100 W	13000 lm	10000 lm
IPRN100WBCNE	3000K	100 W	13000 lm	10000 lm
IPRN150WBFNE	6500K	150 W	19500 lm	15000 lm
IPRN150WBNNE	4000K	150 W	19500 lm	15000 lm
IPRN200WBFNE	6500K	200 W	30000 lm	20000 lm
IPRN200WBNNE	4000K	200 W	30000 lm	20000 lm

Outdoor Lighting / Illuminazione Outdoor

Street
Stradale

194

RUA CV PRO



OPTIONAL · 5 YEARS WARRANTY · IP66 · IK08

201

PRO **NUIT** NUI

150lm/W actual/reali

5 YEARS WARRANTY · OPTIONAL

202

VILLA FERNANDINA URBAN PRO

OPTIONAL · 5 YEARS WARRANTY · IP65 · Up to/Fino a 170lm/W actual/reali

205

ECO **KALE** KV

5 YEARS WARRANTY · IP66 · IK08

206

GROEN GRN ECO

5 YEARS WARRANTY · IP65 · IK07

RUA CV

5000K 4000K 2700K FLICKER FREE 5 YEARS WARRANTY PL RAL 9006 IP66 IK08

130 lm/W actual/reali

ACV60 Ø 60 mm.

Included / Incluso

ACV34 Ø 34 mm.
ACV42 Ø 42 mm.
ACV76 Ø 76 mm.

Tilt optionals
Opzioni di inclinazione



Vertical
+15° rotation / rotazione

Horizontal
±15° rotation / rotazione

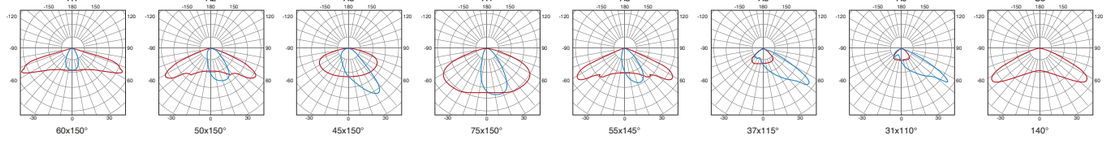

RUA "S"

PRO CVS

5000K 4000K 2700K 198-264Vac 50/60Hz 5 YEARS WARRANTY
CRI >70 cos φ >0,95 100.000 h x 60.000
IK08 IP66 DI PL RAL 9006 10kV/10kA PROTECTOR

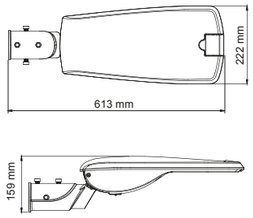

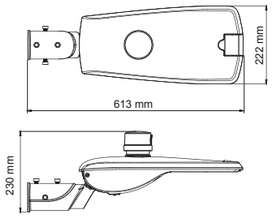

• LED

LED 3030 NICHIA — 48 LED — NICHIA

• Material

AL BODY — V TEMP DIFFUSER — PMMA LENS — INOX CLOSURE — NEOPRENO SEALING GASKET

• Dimming Opt.

1-10V DALI DN2- DN2+ DRC DPR 12-24Vdc

• Optional

Ref. **APCV60V2**

• Certif.

CE ENAC

	K	W	I		
CVS001.*.**	5000K	20 W	350 mA	3200 lm	2751 lm
CVS002.*.**	4000K	20 W	350 mA	3100 lm	2620 lm
CVS003.*.**	2700K	20 W	350 mA	2810 lm	2410 lm
CVS004.*.**	5000K	30 W	550 mA	4800 lm	4095 lm
CVS005.*.**	4000K	30 W	550 mA	4650 lm	3900 lm
CVS006.*.**	2700K	30 W	550 mA	4188 lm	3588 lm
CVS007.*.**	5000K	40 W	700 mA	6400 lm	5418 lm
CVS008.*.**	4000K	40 W	700 mA	6200 lm	5160 lm
CVS009.*.**	2700K	40 W	700 mA	5560 lm	4747 lm
CVS010.*.**	5000K	50 W	900 mA	8000 lm	6731 lm
CVS011.*.**	4000K	50 W	900 mA	7750 lm	6410 lm
CVS012.*.**	2700K	50 W	900 mA	6900 lm	5897 lm

* Lens Options

** Dimming Opt.

PH	ON/OFF Photocell / Fotocellula ON/OFF	D110	1-10V
TD5	CASAMBI Remote management / Telegestione CASAMBI	DA	DALI
SR	Non-dimmable / Senza regolazione	DPR	Programmable / Programmabile
DN2-	Dual level without control cable / Doppio livello senza linea di comando	DC	12-24Vdc
DN2+	Dual level with control cable / Doppio livello con linea di comando		
DRC	Dimming on head / Regolazione nella testa		

*CRI>80 to order / CRI>80 su ordinazione

OUTDOOR / OUTDOOR

RUA “M”

PRO **CVM**

5000K · 4000K · 2700K · 198-264Vac 50/60Hz · 5 YEARS WARRANTY

CRI >70 · cos φ >0,95 · 100.000 h · OFF ON x 60.000

IK08 · IP66 · DI · PL RAL 9006 · 10kV/10kA PROTECTOR

• LED

3030 NICHIA · 90 LED · NICHIA

• Material

AL BODY · V TEMP DIFFUSER · PMMA LENS · INOX CLOSURE · NEOPRENE SEALING GASKET

• Dimming Opt.

1-10V · DALI · DN2- · DN2+ · DRC · DPR

• Optional

Ref. **APCV60V2**

• Certif.

CE ENAC

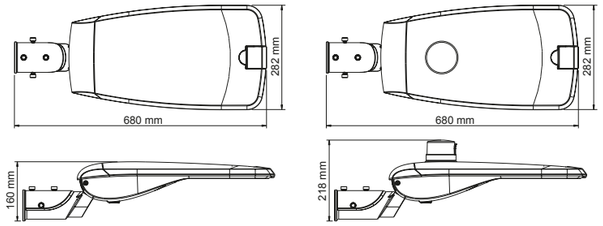

	K	W	I		
CVM001.*.**	5000K	50 W	500 mA	8000 lm	6878 lm
CVM002.*.**	4000K	50 W	500 mA	7750 lm	6550 lm
CVM003.*.**	2700K	50 W	500 mA	7091 lm	6091 lm
CVM004.*.**	5000K	60 W	600 mA	9600 lm	8253 lm
CVM005.*.**	4000K	60 W	600 mA	9300 lm	7860 lm
CVM006.*.**	2700K	60 W	600 mA	8435 lm	7310 lm
CVM007.*.**	5000K	70 W	700 mA	11200 lm	9555 lm
CVM008.*.**	4000K	70 W	700 mA	10500 lm	9100 lm
CVM009.*.**	2700K	70 W	700 mA	9870 lm	8463 lm
CVM010.*.**	5000K	80 W	800 mA	12800 lm	10836 lm
CVM011.*.**	4000K	80 W	800 mA	12400 lm	10320 lm
CVM012.*.**	2700K	80 W	800 mA	11200 lm	9597 lm
CVM013.*.**	5000K	90 W	850 mA	14400 lm	12096 lm
CVM014.*.**	4000K	90 W	850 mA	13950 lm	11520 lm
CVM015.*.**	2700K	90 W	850 mA	12510 lm	10713 lm

* Lens Options

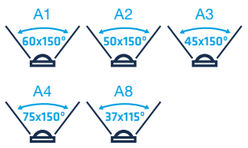

** Dimming Opt.

PH	ON/OFF Photocell / Fotocellula ON/OFF	D110	1-10V
TD5	CASAMBI Remote management / Telegestione CASAMBI	DA	DALI
SR	Non-dimmable / Senza regolazione	DPR	Programmable / Programmabile
DN2-	Dual level without control cable / Doppio livello senza linea di comando		
DN2+	Dual level with control cable / Doppio livello con linea di comando		
DRC	Dimming on head / Regolazione nella testa		

*CRI>80 to order / CRI>80 su ordinazione

RUA “L”

PRO **CVL**

5000K · 4000K · 2700K · 198-264Vac 50/60Hz · 5 YEARS WARRANTY

CRI >70 · cos φ >0,95 · 100.000 h · OFF ON x 60.000

IK08 · IP66 · DI · PL RAL 9006 · 10kV/10kA PROTECTOR

• LED

3030 NICHIA · 100/120W 144 LED · 150W 176 LED · NICHIA

• Material

AL BODY · V TEMP DIFFUSER · PMMA LENS · INOX CLOSURE · NEOPRENE SEALING GASKET

• Dimming Opt.

1-10V · DALI · DN2- · DN2+ · DRC · DPR

• Optional

Ref. **APCV60V2**

• Certif.

CE ENAC

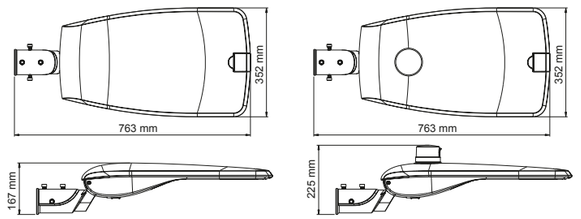

	K	W	I		
CVL001.*.**	5000K	100 W	850 mA	14360 lm	12445 lm
CVL002.*.**	4000K	100 W	850 mA	15115 lm	13100 lm
CVL003.*.**	2700K	100 W	850 mA	14000 lm	12050 lm
CVL004.*.**	5000K	120 W	1050 mA	17100 lm	14820 lm
CVL005.*.**	4000K	120 W	1050 mA	18000 lm	15600 lm
CVL006.*.**	2700K	120 W	1050 mA	16560 lm	14352 lm
CVL007.*.**	5000K	150 W	1050 mA	21211 lm	18383 lm
CVL008.*.**	4000K	150 W	1050 mA	22327 lm	19350 lm
CVL009.*.**	2700K	150 W	1050 mA	20541 lm	17802 lm

* Lens Options

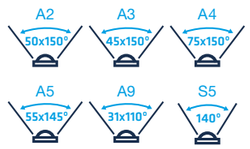

** Dimming Opt.

PH	ON/OFF Photocell / Fotocellula ON/OFF	D110	1-10V
TD5	CASAMBI Remote management / Telegestione CASAMBI	DA	DALI
SR	Non-dimmable / Senza regolazione	DPR	Programmable / Programmabile
DN2-	Dual level without control cable / Doppio livello senza linea di comando		
DN2+	Dual level with control cable / Doppio livello con linea di comando		
DRC	Dimming on head / Regolazione nella testa		

*CRI>80 to order / CRI>80 su ordinazione

SPACES / SPAZI

CHOOSE THE RIGHT LENS FOR EACH SITUATION / SCEGLI LA LENS ADATTA PER OGNI SITUAZIONE

TYPE I Short

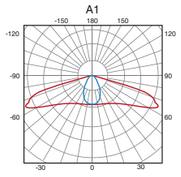

For heights (h) between 6m and 8m and centre-to-centre spacing (w) between 1h and 2.25h.
Per altezze tra h=6 m e h=8 m e interdistanze (w) tra 1 h e 2,25 h.

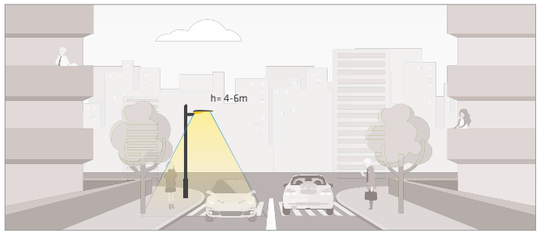

TYPE II Short

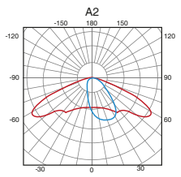

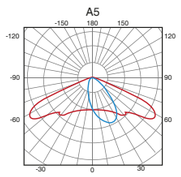

For heights (h) between 6m and 8m and centre-to-centre spacing (w) between 1h and 2.25h.
Per altezze tra h=6 m e h=8 m e interdistanze (w) tra 1 h e 2,25 h.

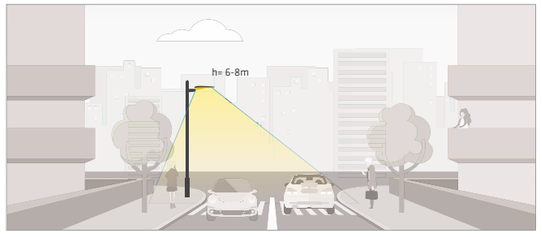

TYPE II Medium

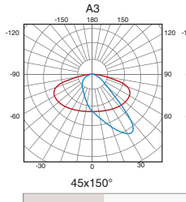

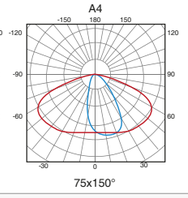

For heights (h) between 6m and 8m and centre-to-centre spacing (w) between 2,25h and 3,75h.
Per altezze tra h=6 m e h=8 m e interdistanze (w) tra 2,25 h e 3,75 h.

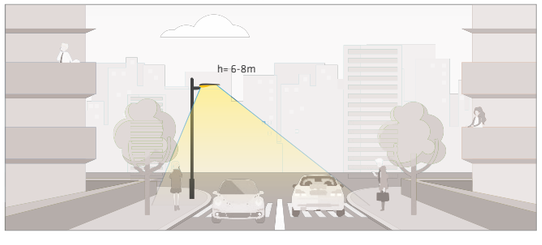



SPACES / SPAZI

TIPO III Very Short

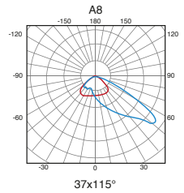

For heights (h) between 6m and 8m and centre-to-centre spacing (w) between 1h and 1.75h. Suitable for 2 streets intersections.

Per altezze tra h=6 m e h=8 m e interdistanze (w) tra 1 h e 1,75h. Adatta a incroci di 2 strade.

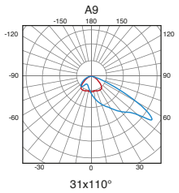

For heights (h) between 8m and 10m and centre-to-centre spacing (w) between 1h and 1.75h. Suitable for 4 streets intersections.

Per altezze tra h=8 m e h=10 m e interdistanze (w) tra 1 h e 1,75h. Adatta a incroci di 4 strade.

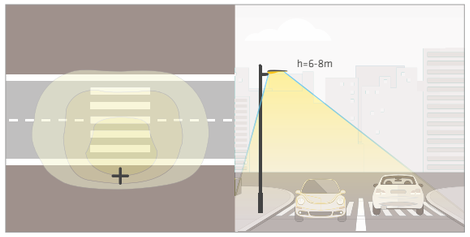

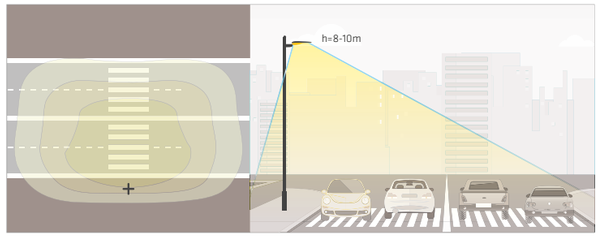

TYPE III Medium

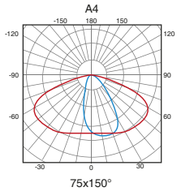

For heights (h) between 8m and 10m and centre-to-centre spacing (w) between 2,25h and 3,75h.
Per altezze tra h=8 m e h=10 m e interdistanze (w) tra 2,25 h e 3,75 h.

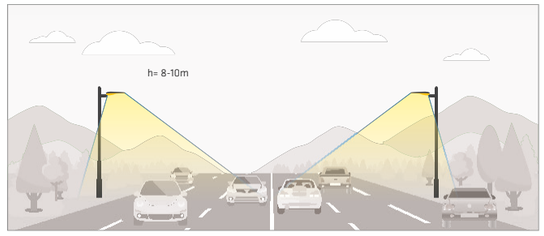

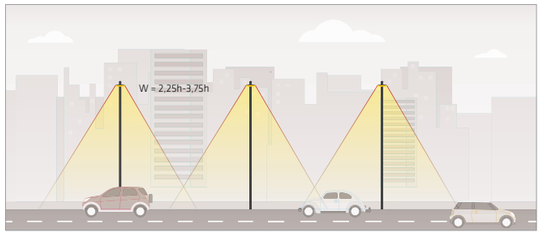

TYPE V

For areas where a symmetrical light distribution is needed.
Per le aree in cui è necessaria una distribuzione della luce simmetrica.

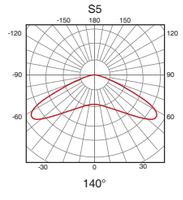

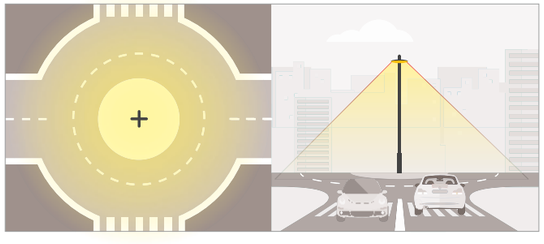

RETROFIT

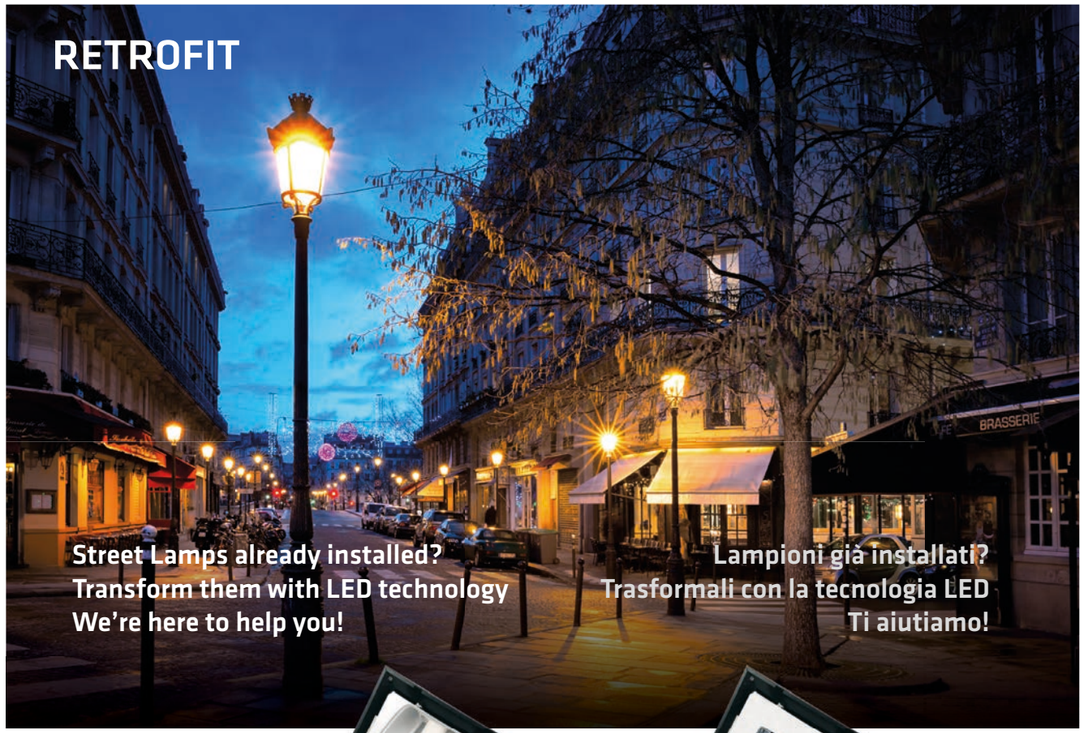

Threeline offers a **CUSTOMISED SERVICE** to adapt LED modules to already installed street lamps.

1. Send us a **sample of the internal plate** or a scheme with the **sizes** to realise the adaptation.

2. Our technical R&S department will develop a **project of the plate** and a **study of the necessary light source.**

3. Once realised the project of the adaptation, **fabrication** phase will begin.

4. After the production, several **tests** and controls will take place, in order to **verify the project and the quality.**

5. Afterwards, the manufacturing laboratory will **assemble the light source with the casing.**

6. Once completed, the **order will be shipped** from our logistic warehouse.

Threeline offre un **SERVIZIO PERSONALIZZATO** per l'adattamento di moduli LED a lampioni già installati.

1. Inviaci un **campione della piastra interna** o uno schema con le **misure** per realizzare l'adattamento.

2. Il nostro ufficio tecnico R&S realizzerà il **progetto della piastra** e lo **studio della sorgente luminosa** necessaria.

3. Una volta realizzato il progetto completo dell'adattamento si passerà alla fase di **fabbricazione.**

4. Dopo la fabbricazione verranno fatte diverse prove e controlli dei parametri, per **verificare il progetto e la qualità.**

5. Successivamente il laboratorio di produzione realizzerà **l'assemblaggio tra sorgente luminosa e piastra.**

6. Una volta completato, **l'ordine sarà spedito** dal nostro Logistico.

NUIT

PRO NUI

4000K 3000K 2700K 110-305Vac 50/60Hz 5 YEARS WARRANTY FLICKER FREE

CRI >70 cos φ >0,95 50.000 h x30.000

IP65 DE NE RAL 9003

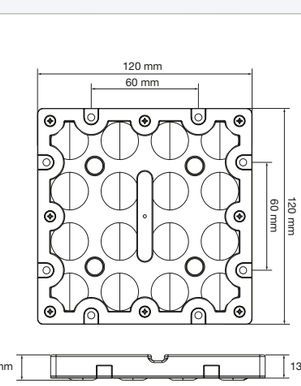

150 actual lm/W
150 lm/W reali

• Material

AL BODY PC DIFFUSER

• Certif.

CE

• Angles

80x150° 150°

NUIT product codes include the LED module, the driver and the dissipation plate, to be made according to the measurements and color required by the installation.

I codici del prodotto NUIT includono il modulo LED, il driver e la piastra di dissipazione, da realizzare a seconda delle misure e del colore richiesti dall'installazione.

*Create your reference / Genera il tuo codice

	W		CRI		K						*
NUI	20 W	20	CRI>70	7	4000K	40	80X150	A6	SR	SR	NEW NC
	30 W	30			3000K	30	150	S6	DN2-	DN2-	S
	40 W	40			2700K	27			DN2+	DN2+	
	50 W	50							D110	D110	
									DA	DA	
									DPR	DPR	

W	K	N		
20 W	4000K	3400 lm	3000 lm	
	3000K	3200 lm	2900 lm	
	2700K	3100 lm	2800 lm	

W	K	N		
30 W	4000K	5000 lm	4500 lm	
	3000K	4800 lm	4350 lm	
	2700K	4650 lm	4200 lm	

W	K	N		
40 W	4000K	6800 lm	6000 lm	
	3000K	6400 lm	5800 lm	
	2700K	6200 lm	5600 lm	

W	K	N		
50 W	4000K	8500 lm	7500 lm	
	3000K	8000 lm	7250 lm	
	2700K	7750 lm	7000 lm	

* Optional:

NEW NC

MODULE AND DRIVER (WITHOUT PLATE)
MODULO E DRIVER (SENZA PIASTRA)

S

10kV/10kA PROTECTOR
PROTETTORE 10kV/10kA

VILLA

PRO **VILLA_CV**

5700K · 4000K · 3000K · 2700K · 110-305Vac 50/60Hz · FLICKER FREE
CRI >70 · cos φ >0,95 · 50.000 h · x 100.000 (VLQ) x 30.000 (VLN) · 5 YEARS WARRANTY
IK08 · IP65 · DE · NE

• Angles

45° · 60° · 120° · 150° · 80x150°

• Material

M DIFFUSER · AL BODY · AL REFLECTOR

• Certif.

CE

• Dimming Opt.

1-10V · DALI · DN2- · DN2+ · DRC

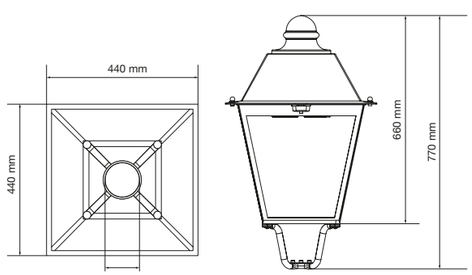

MAKE YOUR ORDER / REALIZZA IL TUO ORDINE

You have to order separately: / Dovrai ordinare separatamente:
1. Ref. street lamp casing: VILLA_CV / **Cod. telaio del lampione:** VILLA_CV
2. Ref. LED module: VLN or VLQ according to the characteristics needed / **Cod. modulo LED:** VLN o VLQ a seconda delle caratteristiche richieste.

e.g.: VILLA_CV (Ref. streeet lamp casing)
e.g.: VLQ + 040 + 40 + 120 + D2 = VLQ04040120D2 (Ref. LED module)

	W		K		◺		⏜	*
VLN	25 W	025	4000K	40	80x150°	A6	Non dimmable	
	50 W	050	3000K	30	150°	150	1-10V	D1
	100 W	100	2700K	27			DALI	D2
							DN2-	D6
							DN2+	D7
							DRC	D8
VLQ	40 W	040	5700K	57	45°	45	Non dimmable	
	80 W	080	4000K	40	60°	60	1-10V	D1
			3000K	30	120°	120	DALI	D2

* Optional:

S — 10kV/10kA PROTECTOR / PROTETTORE 10kV/10kA

CCT	25 W		40 W		50 W		80 W		100 W	
5700K	–	–	8000 lm	6800 lm	–	–	16000 lm	13600 lm	–	–
4000K	4250 lm	3750 lm	7840 lm	6664 lm	8500 lm	7500 lm	15680 lm	13328 lm	17000 lm	15000 lm
3000K	4000 lm	3625 lm	7600 lm	6460 lm	8000 lm	7250 lm	15200 lm	12920 lm	16000 lm	14500 lm
2700K	3875 lm	3500 lm	–	–	7750 lm	7000 lm	–	–	15500 lm	14000 lm

FERNANDINA

PRO **FERNANDINA_CV**

5700K · 4000K · 3000K · 2700K · 110-305Vac 50/60Hz · FLICKER FREE
CRI >70 · cos φ >0,95 · 50.000 h · x 100.000 (FRQ) x 30.000 (FRN) · 5 YEARS WARRANTY
IK08 · IP65 · DE · NE

• Angles

45° · 60° · 120° · 150° · 80x150°

• Material

M DIFFUSER · AL BODY

• Certif.

CE

• Dimming Opt.

1-10V · DALI · DN2- · DN2+ · DRC

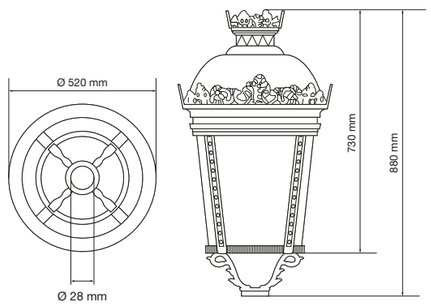

MAKE YOUR ORDER / REALIZZA IL TUO ORDINE

You have to order separately: / Dovrai ordinare separatamente:
1. Ref. street lamp casing: FERNANDINA_CV / **Cod. telaio del lampione:** FERNANDINA_CV
2. Ref. LED module: FRN or FRQ according to the characteristics needed / **Cod. modulo LED:** FRN o FRQ a seconda delle caratteristiche richieste.

Ej.: FERNANDINA_CV (Ref. streeet lamp casing)
Ej.: FRQ + 080 + 40 + 120 + D1 = FRQ08040120D1 (Ref. LED module)

	W		K		◺		⏜	*
FRN	25 W	025	4000K	40	80x150°	A6	Non dimmable	
	50 W	050	3000K	30	150°	150	1-10V	D1
	100 W	100	2700K	27			DALI	D2
							DN2-	D6
							DN2+	D7
							DRC	D8
FRQ	40 W	040	5700K	57	45°	45	Non dimmable	
	80 W	080	4000K	40	60°	60	1-10V	D1
			3000K	30	120°	120	DALI	D2

* Optional:

S — 10kV/10kA PROTECTOR / PROTETTORE 10kV/10kA

CCT	25 W		40 W		50 W		80 W		100 W	
5700K	–	–	8000 lm	6800 lm	–	–	16000 lm	13600 lm	–	–
4000K	4250 lm	3750 lm	7840 lm	6664 lm	8500 lm	7500 lm	15680 lm	13328 lm	17000 lm	15000 lm
3000K	4000 lm	3625 lm	7600 lm	6460 lm	8000 lm	7250 lm	15200 lm	12920 lm	16000 lm	14500 lm
2700K	3875 lm	3500 lm	–	–	7750 lm	7000 lm	–	–	15500 lm	14000 lm

URBAN

URBANR_CV / URBANB_CV

5700K · 4000K · 3000K · 2700K · 110-305Vac 50/60Hz · FLICKER FREE

CRI >70 · cos φ >0,95 · 50.000 h · x 100.000 (URQ) x 30.000 (URN) · 5 YEARS WARRANTY

IK08 · IP65 · DE · NE

URBANR_CV

URBANB_CV

• Angles

45° · 60° · 120° · 150° · 80x150°

• Material

M DIFFUSER · AL BODY

• Certif.

CE

• Dimming Opt.

1-10V · DALI · DN2- · DN2+ · DRC

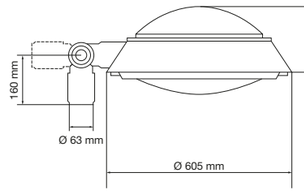

URBANR_CV

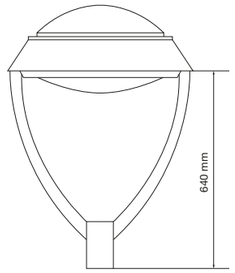

URBANB_CV

MAKE YOUR ORDER / REALIZZA IL TUO ORDINE

You have to order separately: / Dovrai ordinare separatamente:

1. **Ref. street lamp casing:** URBANR_CV or URBANB_CV / **Cod. telaio del lampione:** URBANR_CV o URBANB_CV
2. **Ref. LED module:** URN or URQ according to the characteristics needed / **Cod. modulo LED:** URN o URQ a seconda delle caratteristiche richieste.

e.g.: URBANR_CV (Ref. streeet lamp casing)
e.g.: URN + 100 + 27 + A6 + D7 = URN10027A6D7 (Ref. LED module)

	W		K					*
URN	50 W	050	4000K	40	80x150°	A6	Non dimmable	
	100 W	100	3000K	30	150°	150	1-10V	D1
	150 W	150	2700K	27			DALI	D2
	200 W	200					DN2-	D6
							DN2+	D7
							DRC	D8
URQ	40 W	040	5700K	57	45°	45	Non dimmable	
	80 W	080	4000K	40	60°	60	1-10V	D1
	120 W	120	3000K	30	120°	120	DALI	D2

* Optional:

S — 10kV/10kA PROTECTOR
PROTETTORE 10kV/10kA

CCT	40 W		50 W		80 W		100 W		120 W		150 W		200 W	
	N		N		N		N		N		N		N	
5700K	8000 lm	6800 lm	–	–	16000 lm	13600 lm	–	–	24000 lm	20400 lm	–	–	–	–
4000K	7840 lm	6664 lm	8500 lm	7500 lm	15680 lm	13328 lm	17000 lm	15000 lm	23520 lm	19992 lm	25500 lm	22500 lm	34000 lm	30000 lm
3000K	7600 lm	6460 lm	8000 lm	7250 lm	15200 lm	12920 lm	16000 lm	14500 lm	22800 lm	19380 lm	24000 lm	21750 lm	32000 lm	29000 lm
2700K	–	–	7750 lm	7000 lm	–	–	15500 lm	14000 lm	–	–	23250 lm	21000 lm	31000 lm	28000 lm

KALE S/M/L/XL

KVS / KVM / KVL / KVXL

4000K · 3000K · 90-305Vac 50/60Hz · 5 YEARS WARRANTY · FLICKER FREE

CRI >80 · cos φ >0,95 · 50.000 h · x50.000

IK08 · IP66 · DI · PL RAL 9006 · 10kV/5kA PROTECTOR

140 actual lm/W
140 lm/W reali

• Material

AL BODY · V DIFFUSER

• Certif.

CE

SURGE PROTECTION INCLUDED
PROTETTORE DI SOVRATENSIONE INCLUSO

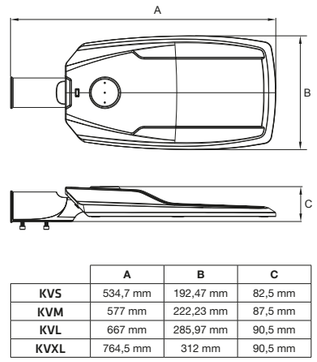

	A	B	C
KVS	534,7 mm	192,47 mm	82,5 mm
KVM	577 mm	222,23 mm	87,5 mm
KVL	667 mm	285,97 mm	90,5 mm
KVXL	764,5 mm	312 mm	90,5 mm

Same support for installation on pole (vertical) or on arm (horizontal).

Stesso supporto per installazione su palo (verticale) o su braccio (orizzontale)

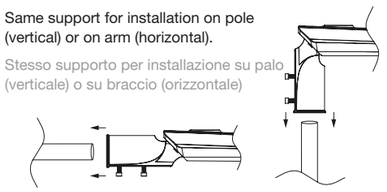

		W	K	N	
	KVS03040	*	30 W	4000K	4800 lm	4200 lm
NEW	KVS03030	*	30 W	3000K	4350 lm	3900 lm
	KVS05040	*	50 W	4000K	11200 lm	7000 lm
NEW	KVS05030	*	50 W	3000K	7250 lm	6500 lm
	KVM08040	*	80 W	4000K	12800 lm	11200 lm
NEW	KVM08030	*	80 W	3000K	11600 lm	10400 lm
	KVM10040	*	100 W	4000K	16000 lm	14000 lm
NEW	KVM10030	*	100 W	3000K	14500 lm	13000 lm
	KVL12040	*	120 W	4000K	19200 lm	16800 lm
NEW	KVL12030	*	120 W	3000K	17400 lm	15600 lm
	KVL15040	*	150 W	4000K	24000 lm	21000 lm
NEW	KVL15030	*	150 W	3000K	21750 lm	19500 lm
	KVXL20040	*	200 W	4000K	32000 lm	28000 lm
NEW	KVXL20030	*	200 W	3000K	29000 lm	26000 lm
	KVXL24040	*	240 W	4000K	38400 lm	33600 lm
NEW	KVXL24030	*	240 W	3000K	34800 lm	31200 lm

* Lens Options

150 (150°) · A12 (151x81°) · A13 (142x72°) · A14 (156x71°) · A15 (100x65°)

OUTDOOR / OUTDOOR

GROEN

ECO GRN

4000K · 3000K · 175-250Vac 50/60Hz · 5 YEARS WARRANTY · FLICKER FREE · 110° · CRI >80 · cos φ >0,9 · 50.000 h · x 25.000 · IK07 · IP65 · DI · NE RAL 9005

• Material

PC DIFFUSER · AL BODY

• Included

10kV/10kA SURGE PROTECTOR

• Certif.

CE

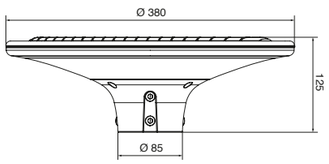

Measures (mm).

	GRN2040110	110°	4000K	20 W	2200 lm	2000 lm
NEW	GRN2030110	110°	3000K	20 W	2200 lm	2000 lm
	GRN3040110	110°	4000K	30 W	3300 lm	3000 lm
NEW	GRN3030110	110°	3000K	30 W	3300 lm	3000 lm
	GRN5040110	110°	4000K	50 W	5500 lm	5000 lm
NEW	GRN5030110	110°	3000K	50 W	5500 lm	5000 lm

PROFESSIONAL FLOODLIGHTS
PROIETTORI PROFFESIONALI
FLOODLIGHTS
PROIETTORI
STREET
STRADALE



Illuminazione
INDUSTRIAL
Lighting

Industrial Lighting / Illuminazione Industriale

HighBays
Campane

OWN DESIGN
DESIGN PROPRIO

212

CLOE CQM PRE-MIUM

170lm/W actual/reali

IP65

5 YEARS WARRANTY

0-10V DIMMABLE
REGOLABILE 1-10V

220

PRO **TELLY** HBT

IP65

5 YEARS WARRANTY

185lm/W actual/reali

60° 90° 120°

226

ISI HBI ECO

140lm/W actual/reali

IP65

5 YEARS WARRANTY

INDUSTRIAL / INDUSTRIALE

CLOE

PREMIUM CQM

200 lm/W

5700K 4000K 3000K

FLICKER FREE · 5 YEARS WARRANTY · IP65 · PL RAL 9006

45° 60° 120°

• Optional*

CUSTOM

• Certif.

CE ENAC

Aluminium front case
Supporto frontale in alluminio

THREELINE OWN DESIGN DESIGN PROPRIO

Adjustable tilt angle
Angolo di inclinazione regolabile

7070 High luminosity LED (200lm/w)
Chip LED alta luminosità 7070 (200lm/w)

Anodised aluminium body
Corpo in alluminio anodizzato

Glass lenses
>99% Transmission
Lenti in vetro con
> 99% di trasmissione

Stainless steel Screws
Viti in acciaio inossidabile

OPTIONAL / OPTIONAL

KE **IP65 EXTERNAL EMERGENCY KIT**



Distance between floodlight and emergency kit required (2 m max.).
Sarà necessario indicare la distanza richiesta tra il proiettore e il kit di emergenza (max. 2 m).

SEALED CONNECTOR INCLUDED
CONNETTORE STAGNO INCLUSO

*Other finishes on request / Consultare per altre finiture

HIGHBAYS
CAMPANE
ATEX
ATEX
WATERPROOF FIXTURES
PLAFONIERE STAGNE

CLOE

PREMIUM CQM

8000 lm

40W CQM104AG7

16000 lm

80W CQM208AG7

24000 lm

120W CQM312AG7

32000 lm

160W CQM416AG7

40000 lm

200W CQM520AG7

INDUSTRIAL / INDUSTRIALE

CLOE

PREMIUM **CQM104AG7**

5700K · 4000K · 3000K · 100-305Vac 50/60Hz · FLICKER FREE · 5 YEARS WARRANTY

CRI >70 · cos φ >0,95 · 50.000 h · OFF ON x 100.000

IK08 · IP65 · DE · PL RAL 9006

45° · 60° · 120°

170 actual lm/W
170 lm/W reali

• Material

V DIFFUSER · AL BODY

• Dimming Opt.

0-10V · DALI

• Optional

KE Ref. KEIP65V2 · CUSTOM

• Certif.

CE ENAC

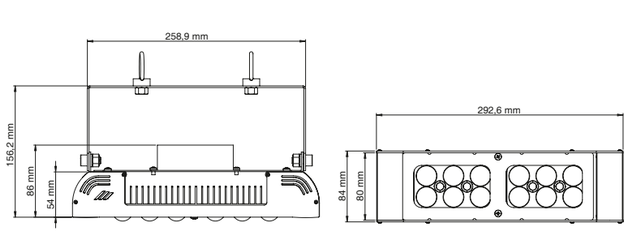

*Create your reference / Genera il tuo codice

	K						OPTIONAL		W	K		
CQM104AG7	5700K	57	45°	04	Non dimmable	M0	Emergency Kit	U		5700K	8000 lm	6800 lm
	4000K	40	60°	06	0-10V	M1			40 W	4000K	7840 lm	6664 lm
	3000K	30	120°	12	DALI	M2				3000K	7600 lm	6460 lm

*Other finishes on request / Consultare per altre finiture

CLOE

PREMIUM **CQM208AG7**

5700K · 4000K · 3000K · 100-305Vac 50/60Hz · FLICKER FREE · 5 YEARS WARRANTY

CRI >70 · cos φ >0,95 · 50.000 h · OFF ON x 100.000

IK08 · IP65 · DE · PL RAL 9006

45° · 60° · 120°

170 actual lm/W
170 lm/W reali

• Material

V DIFFUSER · AL BODY

• Dimming Opt.

0-10V · DALI

• Optional

KE Ref. KEIP65V2 · CUSTOM

• Certif.

CE ENAC

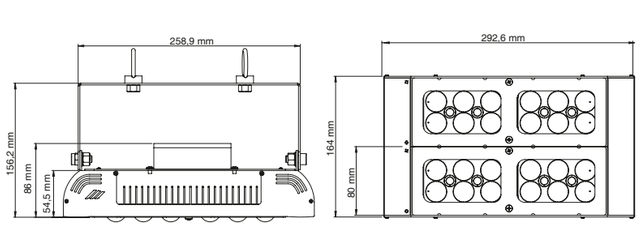

*Create your reference / Genera il tuo codice

	K						OPTIONAL		W	K		
CQM208AG7	5700K	57	45°	04	Non dimmable	M0	Emergency Kit	U		5700K	16000 lm	13600 lm
	4000K	40	60°	06	0-10V	M1			80 W	4000K	15680 lm	13328 lm
	3000K	30	120°	12	DALI	M2				3000K	15200 lm	12920 lm

*Other finishes on request / Consultare per altre finiture

CLOE

PRE-MIUM **CQM312AG7**

5700K · 4000K · 3000K · 100-305Vac 50/60Hz · FLICKER FREE · 5 YEARS WARRANTY

CRI >70 · cos φ >0,95 · 50.000 h · OFF ON x 100.000

IK08 · IP65 · DE · PL RAL 9006

45° · 60° · 120°

170 actual lm/W
170 lm/W reali

• Material

V DIFFUSER · AL BODY

• Dimming Opt.

0-10V · DALI

• Optional

KE Ref. KEIP65V2 · CUSTOM

• Certif.

CE ENAC

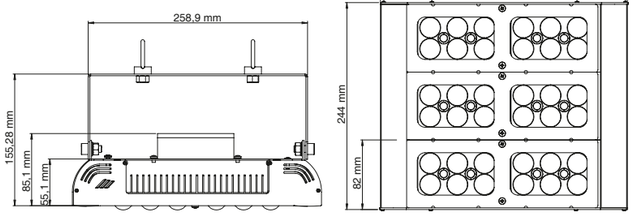

*Create your reference / Genera il tuo codice

	K						OPTIONAL		W	K			
CQM312AG7	5700K	57	45°	04	Non dimmable	M0	Emergency Kit	U		5700K	24000 lm	20400 lm	
	4000K	40	60°	06	0-10V	M1			120 W	4000K	23520 lm	19992 lm	
	3000K	30	120°	12	DALI	M2				3000K	22800 lm	19380 lm	

*Other finishes on request / Consultare per altre finiture

CLOE

PRE-MIUM **CQM416AG7**

5700K · 4000K · 3000K · 100-305Vac 50/60Hz · FLICKER FREE · 5 YEARS WARRANTY

CRI >70 · cos φ >0,95 · 50.000 h · OFF ON x 100.000

IK08 · IP65 · DE · PL RAL 9006

45° · 60° · 120°

170 actual lm/W
170 lm/W reali

• Material

V DIFFUSER · AL BODY

• Dimming Opt.

0-10V · DALI

• Optional

KE Ref. KEIP65V2 · CUSTOM

• Certif.

CE ENAC

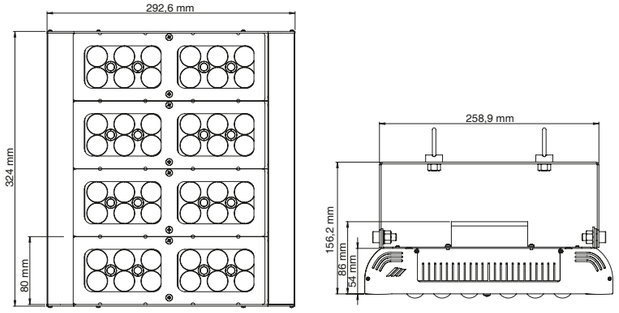

*Create your reference / Genera il tuo codice

	K						OPTIONAL		W	K			
CQM416AG7	5700K	57	45°	04	Non dimmable	M0	Emergency Kit	U		5700K	32000 lm	27200 lm	
	4000K	40	60°	06	0-10V	M1			160 W	4000K	31360 lm	26656 lm	
	3000K	30	120°	12	DALI	M2				3000K	30400 lm	25840 lm	

*Other finishes on request / Consultare per altre finiture

CLOE

PREMIUM CQM520AG7

5700K · 4000K · 3000K · 100-305Vac 50/60Hz · FLICKER FREE · 5 YEARS WARRANTY

CRI >70 · cos φ >0,95 · 50.000 h · OFF ON x 100.000

IK08 · IP65 · DE · PL RAL 9006

45° · 60° · 120°

170 actual lm/W
170 lm/W reali

• Material

V DIFFUSER · AL BODY

• Dimming Opt.

0-10V · DALI

• Optional

KE Ref. KEIP65V2 · CUSTOM

• Certif.

CE ENAC

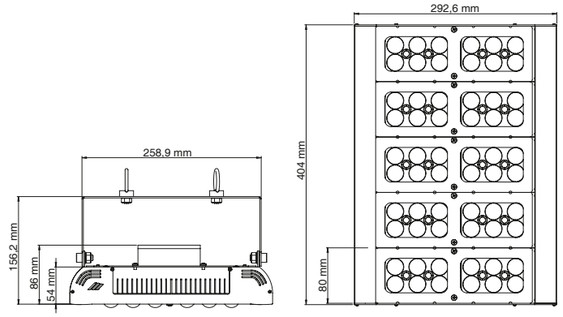

*Create your reference / Genera il tuo codice

	K						OPTIONAL	
CQM520AG7	5700K	57	45°	04	Non dimmable	M0	Emergency Kit	U
	4000K	40	60°	06	0-10V	M1		
	3000K	30	120°	12	DALI	M2		

W	K	N	
200 W	5700K	40000 lm	34000 lm
	4000K	39200 lm	33320 lm
	3000K	38000 lm	32300 lm

*Other finishes on request / Consultare per altre finiture

CLOE. LENS CUSTOMISATION
PERSONALIZZAZIONE OTTICHE

45°

60°

120°

120° 60° 120°

PRO TELLY HBT

5700K · 4000K · IP65 · IK10 · CRI >80 · FLICKER FREE

5 YEARS WARRANTY · NE RAL9005 · PC DIFFUSER · AL BODY · CE

HBT100	HBT150	HBT200
100 W	150 W	200 W

185 lm/W actual/reali

1-10V dimmable driver included
Driver con regolazione 1-10V incluso

Sealed 0-10V dimming input included
Ingresso stagno per regolazione 0-10V incluso

Foldable lifting ring
Anello pieghevole

Made of aluminium alloy ADC12
Realizzata in lega di alluminio ADC12

Compact design
Design compatto

UV resistant polycarbonate lens
IK10 Lenti in policarbonato resistenti ai raggi UV

High brightness LED actual 160 lm/W
LED ad alta luminosità 160 lm/W reali

Optimal heat management
Ottima dissipazione del calore

IP65

TELLY. ACCESSORIES / ACCESSORI

Bracket accessory available
Accessorio Staffa disponibile

Reflector accessory to achieve low UGR
Riflettore in alluminio per basso UGR

Anti-Vandal Grille available
Griglia anti-vandalo disponibile



PRO TELLY HBT

COMPATIBLE SENSORS WITH ZHAGA BASE / SENSORI COMPATIBILI CON LA BASE ZHAGA

Motion sensor + Light sensor
Sensore movimento + Sensore di luminosità

MRC-SSR
(Order separately) (Ordinare separatamente)
One remote controls multiple sensors.
Con un solo telecomando si controllano più sensori.

Wireless motion sensor
Sensore movimento wireless

Use with Bluetooth gateway for remote access.
Usare con gateway Bluetooth per accesso remoto.

Zhaga Base

Smart control options
Opzioni di smart control

PRO TELLY HBT

BASKET



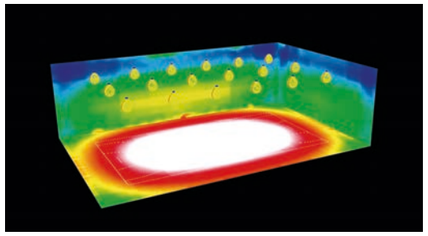

CLASS I		CLASS II		CLASS III	
Em (lux)	Emin/Emed	Em (lux)	Emin/Emed	Em (lux)	Emin/Emed
750	0,7	500	0,5	200	0,5

28 x 15 m

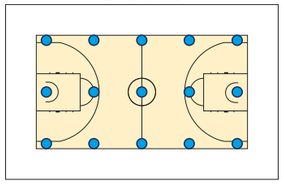

Highbays: **15** | **HBT2005790** — 200W 5700K 90°

Height: **10 m**

Em (lux)	Emin/Emed	Total Power
760	0,78	3000 W

28 x 15 m

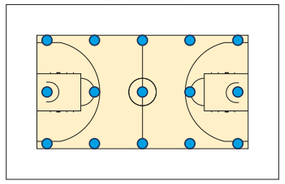

Highbays: **15** | **HBT1505790** — 150W 5700K 90°

Height: **10 m**

Em (lux)	Emin/Emed	Total Power
531	0,78	2250 W

28 x 15 m

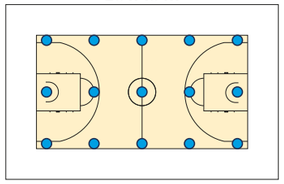

Highbays: **15** | **HBT1005790** — 100W 5700K 90°

Height: **10 m**

Em (lux)	Emin/Emed	Total Power
341	0,80	1500 W

HIGHBAYS
CAMPANE
ATEX
ATEX
WATERPROOF FIXTURES
PLAFONIERE STAGNE

PRO TELLY HBT

VOLLEYBALL



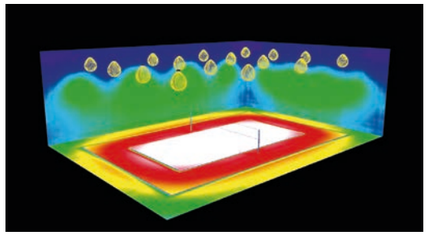

CLASS I		CLASS II		CLASS III	
Em (lux)	Emin/Emed	Em (lux)	Emin/Emed	Em (lux)	Emin/Emed
750	0,7	500	0,5	200	0,5

18 x 9 m

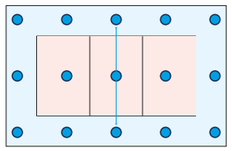

Highbays: **15** | **HBT2005790** — 200W 5700K 90°

Height: **10 m**

Em (lux)	Emin/Emed	Total Power
811	0,81	3000 W

18 x 9 m

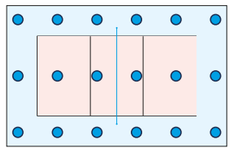

Highbays: **18** | **HBT1005790** — 100W 5700K 90°

Height: **10 m**

Em (lux)	Emin/Emed	Total Power
511	0,90	1800 W

18 x 9 m

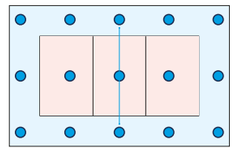

Highbays: **15** | **HBT1005790** — 100W 5700K 90°

Height: **10 m**

Em (lux)	Emin/Emed	Total Power
344	0,83	1500 W

TELLY

PRO **HBT100 / HBT150**

5700K · 4000K · 100-277Vac 50/60HZ · FLICKER FREE · 5 YEARS WARRANTY

CRI >80 · cos φ >0,95 · 50.000 h · x 30.000

IP65 · IK10 · DE 1-10V · NE RAL 9005

0-10V DIMMABLE
REGOLABILE 0-10V

185 actual lm/W
185 lm/W reali

• Material

PC DIFFUSER · AL BODY

• Certif.

CE

• Included

1-10V · 1-10V + CONECTOR (0-10V)

• Dimming Opt.

DALI · 0-10V/DA Ref. CSB110DA · 0-10V/DA Ref. ZIGBEE-010V

• Optional

Ref. WCIP65 · Ref. RFAHBT · Ref. ASHBT · ANTI-VANDAL GRILLE · Ref. KE2SIP65ESP *

Ref. SLM-HBT · Ref. SBT-HBT

*Not compatible with the bracket.
*Non compatibile con la staffa.

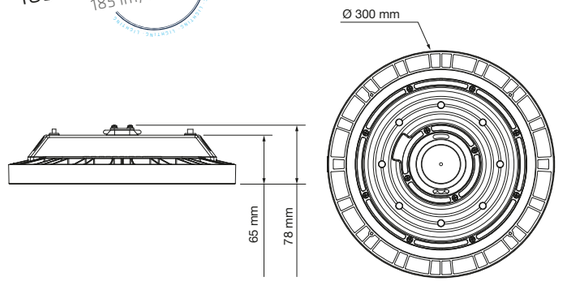

OPTIONS		K	W			
HBT1005760	*	B	5700K	100 W	20500 lm	18500 lm	60°
HBT1004060	*	B	4000K	100 W	20500 lm	18500 lm	60°
HBT1005790	*	B	5700K	100 W	20500 lm	18500 lm	90°
HBT1004090	*	B	4000K	100 W	20500 lm	18500 lm	90°
HBT10057120	*	B	5700K	100 W	20500 lm	18500 lm	120°
HBT10040120	*	B	4000K	100 W	20500 lm	18500 lm	120°
HBT1505760	*	B	5700K	150 W	30750 lm	27750 lm	60°
HBT1504060	*	B	4000K	150 W	30750 lm	27750 lm	60°
HBT1505790	*	B	5700K	150 W	30750 lm	27750 lm	90°
HBT1504090	*	B	4000K	150 W	30750 lm	27750 lm	90°
HBT15057120	*	B	5700K	150 W	30750 lm	27750 lm	120°
HBT15040120	*	B	4000K	150 W	30750 lm	27750 lm	120°

* Dimming Opt.
D2 DALI

* Optional
S1 Motion and Light sensor
S2 Bluetooth Motion sensor (Tuya App)
E Emergency Kit
AV Anti-Vandal grille

TELLY

PRO **HBT200**

5700K · 4000K · 100-277Vac 50/60HZ · FLICKER FREE · 5 YEARS WARRANTY

CRI >80 · cos φ >0,95 · 50.000 h · x 30.000

IP65 · IK10 · DE 1-10V · NE RAL 9005

0-10V DIMMABLE
REGOLABILE 0-10V

185 actual lm/W
185 lm/W reali

• Material

PC DIFFUSER · AL BODY

• Included

1-10V · 1-10V + CONECTOR (0-10V)

• Dimming Opt.

DALI · 0-10V/DA Ref. CSB110DA · 0-10V/DA Ref. ZIGBEE-010V

• Optional

Ref. WCIP65 · Ref. RFAHBT · Ref. ASHBT · ANTI-VANDAL GRILLE

Ref. SLM-HBT · Ref. SBT-HBT

KE Ref. KE2SIP65ESP *

*Not compatible with the bracket.
*Non compatibile con la staffa.

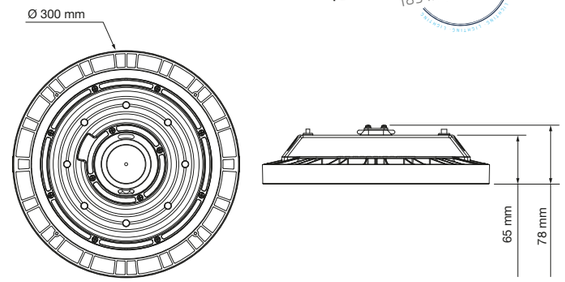

OPTIONS		K	W			
HBT2005760	*	B	5700K	200 W	41000 lm	37000 lm	60°
HBT2004060	*	B	4000K	200 W	41000 lm	37000 lm	60°
HBT2005790	*	B	5700K	200 W	41000 lm	37000 lm	90°
HBT2004090	*	B	4000K	200 W	41000 lm	37000 lm	90°
HBT20057120	*	B	5700K	200 W	41000 lm	37000 lm	120°
HBT20040120	*	B	4000K	200 W	41000 lm	37000 lm	120°

* Dimming Opt.
D2 DALI

* Optional
S1 Motion and Light sensor
S2 Bluetooth Motion sensor (Tuya App)
E Emergency Kit
AV Anti-Vandal grille

ISI HBI

5700K · 4000K · IP65 · IK10 · CRI >80 · FLICKER FREE

5 YEARS WARRANTY · NE RAL9005 · PC DIFFUSER · AL BODY · CE

HBI100 100 W · **HBI150** 150 W · **HBI200** 200 W

140 lm/W actual/reali

Foldable lifting ring
Anello di pieghevole

One-piece mould
Stampo in pezzo unico



High brightness LED
actual 140 lm/W
LED ad alta luminosità
140 lm/W reali

UV resistant polycarbonate lens
Lenti in policarbonato resistenti ai raggi UV **IK10**

Made of aluminium alloy ADC12
Realizzata in lega di alluminio ADC12

Optimal heat management
Ottima dissipazione del calore

IP65



ISI. ACCESSORIES / ACCESSORI

Bracket accessory available
Accessorio Staffa disponibile

Reflector accessory to achieve low UGR
Riflettore in alluminio per basso UGR

140 actual lm/W
140 lm/W reali

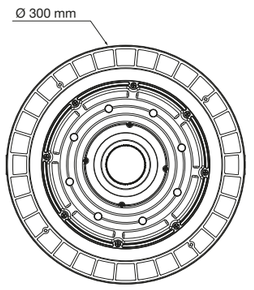

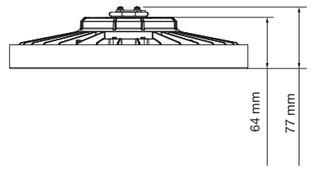

ISI

HBI100 / HBI150 / HBI200

5700K · 4000K · 100-277Vac 50/60HZ · FLICKER FREE · 5 YEARS WARRANTY

CRI >80 · cos φ >0,95 · 50.000 h · x 30.000 · 120°

IP65 · IK10 · DI · NE RAL 9005

• Material

PC DIFFUSER · AL BODY

• Optional

Ref. **WCIP65** · Ref. **RFAHBT** · Ref. **ASHBI** · **ANTI-VANDAL GRILLE**

• Certif.

CE

	OPTIONS		K	W			
HBI10057120	*	B	5700K	100 W	16000 lm	14000 lm	120°
HBI10040120	*	B	4000K	100 W	16000 lm	14000 lm	120°
HBI15057120	*	B	5700K	150 W	24000 lm	21000 lm	120°
HBI15040120	*	B	4000K	150 W	24000 lm	21000 lm	120°
HBI20057120	*	B	5700K	200 W	32000 lm	28000 lm	120°
HBI20040120	*	B	4000K	200 W	32000 lm	28000 lm	120°

* Optional
AV Anti-Vandal grille

Industrial Lighting / Illuminazione Industriale

ATEX
ATEX

FIUL

PRO **FIU060 / FIU100 / FIU150 / FIU200**

140 actual lm/W
140 lm/W reali

5700K · 4000K · 3000K · 100-277Vac 50/60Hz · 5 YEARS WARRANTY · FLICKER FREE

CRI >70 · cos φ >0,95 · 50.000 h · x 30.000

IP65 · DI · BL RAL 9016 · 120° · 60°

• Material

V PET DIFFUSER · AL BODY

• Optional

KE Ref. KEU2403V2 · CUSTOM

• Dimming Opt.

0/1-10V · DALI · 0-10V/DA Ref. CSB110DA

• Certif.

II 2 G Ex d IIC T4 Gb
II 2 D Ex tb IIIC T4 Db IP66

ENAC

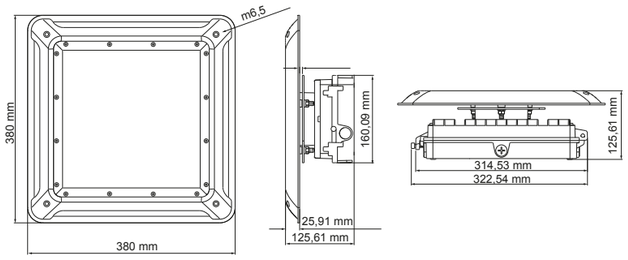

• Accessories

Ref. ASFIUL
Ref. AFIUS

Ref. AFIUE

Ref. ASFIUL2M

Surface installation
Installazione in superficie

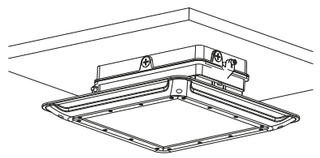

Recessed installation
Installazione da incasso

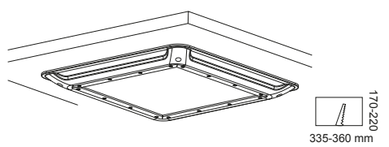

Accessory (Ref.: AFIUE) may be customized for ceiling holes over 220x360 mm.
Per fori con misure superiori a 220x360mm, si realizza un accessorio su misura (cod. AFIUE).

*Create your reference / Genera il tuo codice

	W		CRI		K						*
FIU	60 W	060	CRI>70	7	5700K	57	120°	120	□	0	0
	100 W	100			4000K	40	60°	060		0/1-10V	2
	150 W	150			3000K	30				DALI	3
	200 W	200									

* Optional:

KE KEU2403V2 — KE

W	K	N		W	K	N		W	K	N		W	K	N	
	5700K	9840 lm	8400 lm		5700K	16400 lm	14000 lm		5700K	24600 lm	21000 lm		5700K	32800 lm	28000 lm
60 W	4000K	9840 lm	8400 lm	100 W	4000K	16400 lm	14000 lm	150 W	4000K	24600 lm	21000 lm	200 W	4000K	32800 lm	28000 lm
	3000K	8400 lm	7500 lm		3000K	14000 lm	12500 lm		3000K	21000 lm	18750 lm		3000K	28000 lm	25000 lm

Industrial Lighting / Illuminazione Industriale

Waterproof Fixtures

Plafoniere Stagne



232

KATIA PE1 / PE2 PRO

Waterproof lighting fixture for LED tubes

Plafoniera stagna per tubi LED

IP65 IK10

234

PRO KLAUS KLS

Waterproof fixture with integrated LED

Plafoniera stagna con LED integrato

5 YEARS WARRANTY · IP65 · IK08 · KE

236

NEW

KLAUS HIGH EFFICIENCY

181 lm/W actual/reali

237

KLAUS KLS

240

TAKAT TKT ECO

ON/OFF Waterproof fixture with integrated LED

Plafoniera stagna ON/OFF con LED integrato

130 lm/W actual/reali

5 YEARS WARRANTY · IP65 · IK08

KATIA PE1 / PE2

Waterproof lighting fixture for LED tubes
Plafoniera stagna per tubi LED

THREELINE'S SPECIAL AND EXCLUSIVE WIRING
CABLAGGIO SPECIALE ED ESCLUSIVO THREELINE

Polycarbonate diffuser
Diffusore in policarbonato

Polycarbonate body
Corpo in policarbonato

Stainless steel ceiling clips
Clip di fissaggio al soffitto in acciaio inossidabile

Stainless steel clips
Clip in acciaio inossidabile

KATIA

PRO PE118 / PE136 / PE158

IP65 IK10 GR RAL 7047

• Material

PC DIFFUSER PC BODY

• Optional

PE136 KE Ref. **PE136KE**
PE158 KE Ref. **PE158KE**

• Certif. CE

	DESCRIPTION
PE118	Waterproof lighting fixture for 1 LED tube of 600 mm. Plafoniera stagna per 1 tubo di 600 mm.
PE136	Waterproof lighting fixture for 1 LED tube of 1200 mm. Plafoniera stagna per 1 tubo di 1200 mm.
PE158	Waterproof lighting fixture for 1 LED tube of 1500 mm. Plafoniera stagna per 1 tubo di 1500 mm.

	A
PE118	660 mm
PE136	1262 mm
PE158	1562 mm

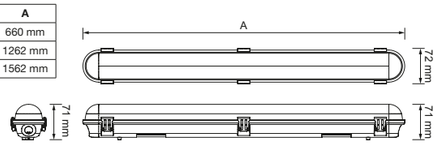

KATIA

PRO PE218 / PE236 / PE258



IP65 IK10 GR RAL 7047

• Material

PC DIFFUSER PC BODY

• Optional

PE236 KE Ref. **PE236KE**
PE258 KE Ref. **PE258KE**

• Certif. CE

	DESCRIPTION
PE218	Waterproof lighting fixture for 2 LED tubes of 600 mm. Plafoniera stagna per 2 tubi di 600 mm.
PE236	Waterproof lighting fixture for 2 LED tubes of 1200 mm. Plafoniera stagna per 2 tubi di 1200 mm.
PE258	Waterproof lighting fixture for 2 LED tubes of 1500 mm. Plafoniera stagna per 2 tubi di 1500 mm.

	A
PE218	660 mm
PE236	1262 mm
PE258	1562 mm

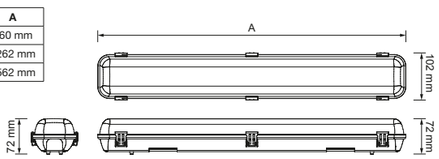

KLAUS KLS

High efficiency waterproof LED lighting fixture with semi-clear diffuser

Plafoniera stagna ad alta efficienza con diffusore semitrasparente

Up to/Fino a 181 lm/W

Semi-clear polycarbonate diffuser
Diffusore in policarbonato semitrasparente
IK08

Polycarbonate body
Corpo in policarbonato
IK08

Stainless steel clamp for surface mounting
Staffa posteriore in acciaio inossidabile per installazione in superficie

Stainless steel clips
Clip in acciaio inossidabile

Actual 140 lm/W integrated LED module.
Possibility to customise the efficiency up to actual 200 lm/W.
Modulo LED integrato 140lm/W reali.
Possibilità di personalizzare l'efficienza fino a 200lm/W reali.

KLAUS. FEATURES / CARATTERISTICHE

Semi-clear PC diffuser
Diffusore in PC semitrasparente

PC Body
Corpo in PC

Stainless steel clips
Clip in acciaio inossidabile

Stainless steel clamp
Staffa posteriore in acciaio Inossidabile

140 lm/W integrated LED module
Modulo LED integrato 140 lm/W

PG13.5 Sealed connector
Connettore stagno PG13.5

TRIDONIC Driver
Driver TRIDONIC

Quick connector
Cablaggio rapido



Suspension mounting clamp
Fissaggio a sospensione

KLAUS HE

PRO KLS

5700K · 4000K · 200-264Vac 50/60Hz · 5 YEARS WARRANTY · FLICKER FREE
CRI >80 · cos φ >0,9 · 50.000 h · x 30.000
IP65 · IK08 · DI · 120° · GR RAL 7035

• Material

PC DIFFUSER · PC BODY

• Dimming Opt.

1-10V · DALI · PUSH

• Optional

UE DRIVER · KE Ref. KEU603 · INTERNAL MOTION SENSOR Ref. SIM20 · EXTERNAL MOTION SENSOR Ref. SC65V2

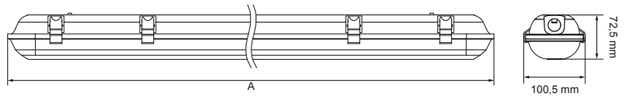

	A
KLS60	600 mm
KLS120	1200 mm
KLS150	1500 mm

• Certif.

CE ENAC CB

	OPTIONS	K		W		
KLS6010HE57	*	5700K	600 mm	10 W	2010 lm	1810 lm
KLS6010HE40	*	4000K	600 mm	10 W	2010 lm	1810 lm
KLS6020HE57	*	5700K	600 mm	20 W	4020 lm	3620 lm
KLS6020HE40	*	4000K	600 mm	20 W	4020 lm	3620 lm
KLS12020HE57	*	5700K	1200 mm	20 W	4020 lm	3620 lm
KLS12020HE40	*	4000K	1200 mm	20 W	4020 lm	3620 lm
KLS12040HE57	*	5700K	1200 mm	40 W	8040 lm	7240 lm
KLS12040HE40	*	4000K	1200 mm	40 W	8040 lm	7240 lm
KLS15025HE57	*	5700K	1500 mm	25 W	5025 lm	4525 lm
KLS15025HE40	*	4000K	1500 mm	25 W	5025 lm	4525 lm
KLS15055HE57	*	5700K	1500 mm	55 W	11055 lm	10000 lm
KLS15055HE40	*	4000K	1500 mm	55 W	11055 lm	10000 lm

* Dimming Opt.

D1 1-10V
D2 DALI / PUSH

* Optional

KE Emergency Kit
SM Internal Motion sensor
SC External Motion sensor
UE European Driver
AL Connection on both sides
CR1 Quick connection on one side
CR2 Quick connection on both sides

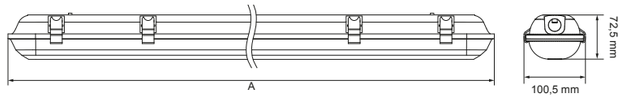

	A
KLS60	600 mm
KLS120	1200 mm
KLS150	1500 mm

	K		W		
KLS60-10*BF	5700K	600 mm	10 W	1420 lm	1223 lm
KLS60-10*BN	4000K	600 mm	10 W	1420 lm	1223 lm
KLS60-20*BF	5700K	600 mm	20 W	2840 lm	2446 lm
KLS60-20*BN	4000K	600 mm	20 W	2840 lm	2446 lm
KLS120-20*BF	5700K	1200 mm	20 W	2840 lm	2446 lm
KLS120-20*BN	4000K	1200 mm	20 W	2840 lm	2446 lm
KLS120-40*BF	5700K	1200 mm	40 W	5680 lm	4885 lm
KLS120-40*BN	4000K	1200 mm	40 W	5680 lm	4885 lm
KLS150-25*BF	5700K	1500 mm	25 W	3550 lm	3037 lm
KLS150-25*BN	4000K	1500 mm	25 W	3550 lm	3037 lm
KLS150-55*BF	5700K	1500 mm	55 W	7810 lm	6682 lm
KLS150-55*BN	4000K	1500 mm	55 W	7810 lm	6682 lm

KLAUS

PRO KLS

5700K · 4000K · 200-264Vac 50/60Hz · 5 YEARS WARRANTY · FLICKER FREE
CRI >80 · cos φ >0,9 · 50.000 h · x 30.000
IP65 · IK08 · DI · 120° · GR RAL 7035

• Material

PC DIFFUSER · PC BODY

• Dimming Opt.

1-10V · DALI · PUSH

• Optional

UE DRIVER · KE Ref. KEU603 · INTERNAL MOTION SENSOR Ref. SIM20 · EXTERNAL MOTION SENSOR Ref. SC65V2

• Certif.

CE ENAC CB

* Dimming Opt.

D110 1-10V
DA DALI / PUSH

* Optional

KE Emergency Kit
SM Internal Motion sensor
SC External Motion sensor
UE European Driver
AL Connection on both sides
CR1 Quick connection on one side
CR2 Quick connection on both sides

KLAUS. OPTIONS / OPZIONI

Internal Motion Sensor
Sensore di Mov. Interno

External Motion Sensor
Sensore di Mov. Esterno



KE Emergency Kit
Kit di Emergenza

MSC65V2
Remote control to change the setting.
Telecomando per modificare la configurazione.

CONNECTION OPTIONS / OPZIONI DI CONNESSIONE

AL Connection on both sides
Connessione ambo i lati

PG13

CR1 Quick connection on one side
Connessione rapida a un lato

Quick connector
Connettore rapido

CR2 Quick connection on both sides
Connessione rapida ambo i lati



Quick connector
Connettore rapido

KLAUS. ACCESSORIES / ACCESSORI

40° Wall mounting accessory
Accessorio di fissaggio a parete 40°

AESKLS40L

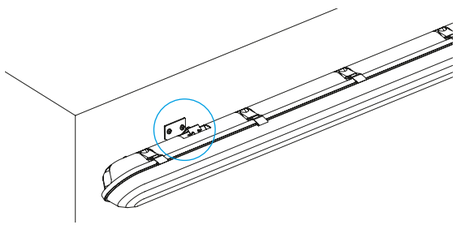

TAKAT TKT

ON/OFF Waterproof fixture with integrated LED

Plafoniera stagna ON/OFF con LED integrato

130 lm/W actual/reali

IK08 Semi-clear polycarbonate diffuser
Diffusore in policarbonato semitrasparente

Stainless steel clamp for surface mounting
Staffa posteriore in acciaio inossidabile per installazione in superficie

Polycarbonate body
Corpo in policarbonato **IK08**

Support for suspension mounting.
Gancio per montaggio in sospensione.

Internally wired to allow linear connection.
Cablata internamente per permettere la connessione lineare.

Quick connection on both sides.
Connessione rapida ambo i lati.

Actual 130 lm/W integrated LED module.
Modulo LED integrato 130 lm/W reali.

TAKAT

TKT

6000K · 4000K · 220-240Vac 50/60Hz · 5 YEARS WARRANTY · FLICKER FREE
CRI >80 · cos φ >0,9 · 50.000 h · x 25.000
IP65 · IK08 · DI · 120° · GR RAL 7038

130 actual lm/W
130 lm/W reali

• Material

PC DIFFUSER · PC BODY

• Certif.

CE

	A
TKT60-20	590 mm
TKT120-40	1180 mm
TKT150-55	1480 mm

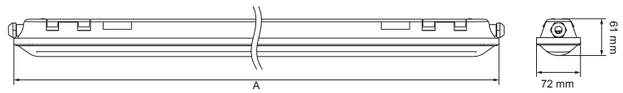

	CCT		W		
TKT60-2060	6000K	600 mm	20 W	3000 lm	2600 lm
TKT60-2040	4000K	600 mm	20 W	3000 lm	2600 lm
TKT120-4060	6000K	1200 mm	40 W	6000 lm	5200 lm
TKT120-4040	4000K	1200 mm	40 W	6000 lm	5200 lm
TKT150-5560	6000K	1500 mm	55 W	8250 lm	7150 lm
TKT150-5540	4000K	1500 mm	55 W	8250 lm	7150 lm

LIGHT Sources

Sorgenti Luminose

ThreelineGroup.com

Light Sources / Sorgenti Luminose

Tubes
Tubi



246
PRO **TIUB PLUS** T832

247
PRO **TIUB** T8GP

248
PRO **TIUB MEAT** T8FM

249
PRO **TIUB 24V** T824V

250
ECO **TIUB GLASS** T8EG

TIUB PLUS

PRO **T832**

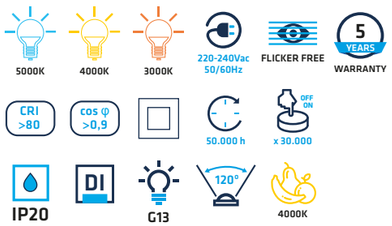

• Material

AL HEAT SINK · PC OPAL DIFFUSER · PC CAP

• Optional

KE
Ref. **KET85**

• Certif.

CE · x 20

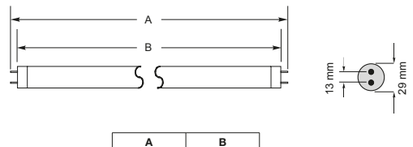

ROTATING END CAP / SIDE CONNECTION
CONNETTORE ROTANTE / CONNESSIONE SU UN LATO

	A	B
T83260UL	605 mm	592 mm
T83290UL	908 mm	894 mm
T832120UL	1216 mm	1200 mm
T832150UL	1515 mm	1500 mm
T832180UL	1782 mm	1768 mm

	K		W			
T83260ULBF54	5000K	592 mm	9 W	1125 lm	991 lm	E
T83260ULBN54	4000K	592 mm	9 W	1107 lm	983 lm	F
T83260ULBC54	3000K	592 mm	9 W	1080 lm	964 lm	F
T83290ULBF84	5000K	894 mm	15 W	1875 lm	1600 lm	F
T83290ULBN84	4000K	894 mm	15 W	1845 lm	1570 lm	F
T832120ULBF108	5000K	1200 mm	18 W	2250 lm	1940 lm	F
T832120ULBN108	4000K	1200 mm	18 W	2214 lm	1925 lm	F
T832120ULBC108	3000K	1200 mm	18 W	2160 lm	1830 lm	F
T832150ULBF135	5000K	1500 mm	25 W	3125 lm	2825 lm	E
T832150ULBN135	4000K	1500 mm	25 W	3075 lm	2755 lm	E
T832150ULBC135	3000K	1500 mm	25 W	3000 lm	2720 lm	E
T832180ULBF156	5000K	1768 mm	30 W	3750 lm	3125 lm	F
T832180ULBN156	4000K	1768 mm	30 W	3690 lm	3060 lm	F

TIUB

PRO **T8GP**

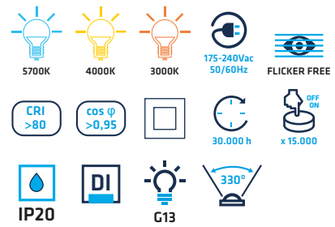

• Material

V-PET DIFFUSER · PC CAP

• Optional

KE
Ref. **KET85**

• Certif.

CE · x 25

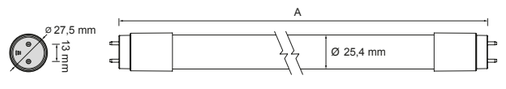

	A
T8GP60	590 mm
T8GP90	895 mm
T8GP120	1200 mm
T8GP150	1500 mm

SIDE CONNECTION
CONNESSIONE SU UN LATO

	K		W			
T8GP60BF	5700K	590 mm	9 W	1215 lm	1008 lm	E
T8GP60BN	4000K	590 mm	9 W	1197 lm	999 lm	E
T8GP60BC	3000K	590 mm	9 W	1170 lm	990 lm	E
T8GP90BF	5700K	895 mm	15 W	2025 lm	1680 lm	E
T8GP90BN	4000K	895 mm	15 W	1995 lm	1665 lm	E
T8GP90BC	3000K	895 mm	15 W	1950 lm	1650 lm	E
T8GP120BF	5700K	1200 mm	18 W	2430 lm	2016 lm	E
T8GP120BN	4000K	1200 mm	18 W	2394 lm	1998 lm	E
T8GP120BC	3000K	1200 mm	18 W	2340 lm	1980 lm	E
T8GP150BF	5700K	1500 mm	22 W	2970 lm	2464 lm	E
T8GP150BN	4000K	1500 mm	22 W	2926 lm	2442 lm	E
T8GP150BC	3000K	1500 mm	22 W	2860 lm	2420 lm	E

TIUB MEAT

PRO **T8FM**

3400K · 175-240Vac 50/60Hz · FLICKER FREE · cos φ >0,9 · 30.000 h · OFF ON x 15.000 · IP20 · DI · G13 · 120°

• Material

AL HEAT SINK · PC OPAL DIFFUSER · PC CAP

• Certif.

CE · x 20

	A	B
T8FM60	600 mm	592 mm
T8FM90	905 mm	894 mm
T8FM120	1215 mm	1200 mm
T8FM150	1510 mm	1495 mm

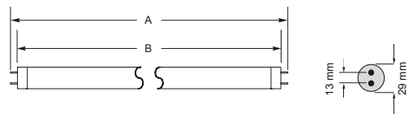

SIDE CONNECTION
CONNESSIONE SU UN LATO

	K		W			
T8FM60	3400K	592 mm	9 W	1061 lm	926 lm	F
T8FM90	3400K	894 mm	14 W	1520 lm	1310 lm	F
T8FM120	3400K	1200 mm	17 W	1955 lm	1700 lm	F
T8FM150	3400K	1495 mm	21 W	2305 lm	1990 lm	F

THREELINE 24Vdc

TIUB 24V

PRO **T824V**

5700K · 24Vdc · CRI >80 · 30.000 h · OFF ON x 15.000 · IP20 · G13 · 240°

• Material

PC OPAL DIFFUSER · PC CAP

• Certif.

CE · x 20

SIDE CONNECTION
CONNESSIONE SU UN LATO

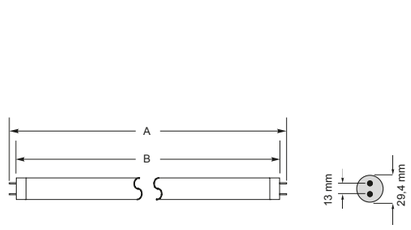

	A	B
T824V60	600 mm	590 mm
T824V120	1216 mm	1200 mm
T824V150	1515 mm	1500 mm

	K		W			
T824V60BF	5700K	590 mm	9 W	1125 lm	960 lm	F
T824V120BF	5700K	1200 mm	18 W	2250 lm	1890 lm	F
T824V150BF	5700K	1500 mm	22 W	2706 lm	2266 lm	F

TIUB GLASS

ECO **T8EG**

5700K · 4000K · 3000K · 175-240Vac 50/60Hz · FLICKER FREE

CRI >80 · cos φ >0,9 · 30.000 h · x 20.000

IP20 · DI · G13 · 220°

GLASS + PC
VETRO + PC

• Material

V DIFFUSER BODY · AL CAP

• Optional

KE Ref. **KET85**

• Certif.

CE · x 25

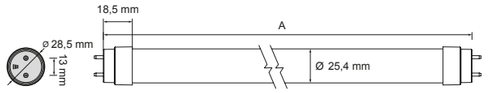

SIDE CONNECTION
CONNESSIONE SU UN LATO

	A
T8EG60	588 mm
T8EG90	894 mm
T8EG120	1198 mm
T8EG150	1498 mm

	K		W			
T8EG60BF	5700K	588 mm	9 W	1215 lm	1035 lm	E
T8EG60BN	4000K	588 mm	9 W	1197 lm	1026 lm	E
T8EG60BC	3000K	588 mm	9 W	1170 lm	990 lm	E
T8EG90BF	5700K	894 mm	15 W	2025 lm	1725 lm	E
T8EG90BN	4000K	894 mm	15 W	1995 lm	1710 lm	E
T8EG90BC	3000K	894 mm	15 W	1950 lm	1650 lm	E
T8EG120BF	5700K	1198 mm	18 W	2430 lm	2070 lm	E
T8EG120BN	4000K	1198 mm	18 W	2394 lm	2052 lm	E
T8EG120BC	3000K	1198 mm	18 W	2340 lm	1980 lm	E
T8EG150BF	5700K	1498 mm	22 W	2970 lm	2530 lm	E
T8EG150BN	4000K	1498 mm	22 W	2926 lm	2508 lm	E
T8EG150BC	3000K	1498 mm	22 W	2860 lm	2420 lm	E

CONNECTION DIAGRAM / SCHEMA DI COLLEGAMENTO

FLUORESCENT TUBE
WITH FERROMAGNETIC BALLAST AND STARTER.
TUBO FLUORESCENTI
CON BALLAST FERROMAGNETICI E STARTER.

LED TUBE



Replace the conventional starter with the special starter supplied with the LED tube.
Sostituire lo starter convenzionale con lo starter speciale fornito con il tubo LED.

FLUORESCENT TUBE
WITH ELECTRONIC BALLAST.
TUBO FLUORESCENTI
CON BALLAST ELETTRONICO.

LED TUBE

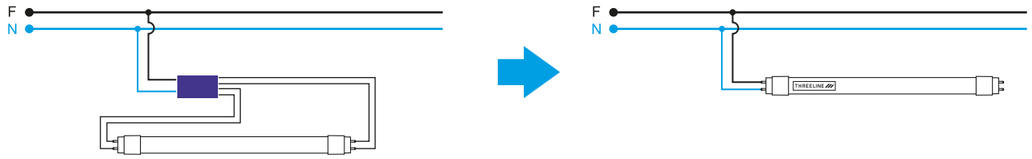

Remove unit and install the tube directly to phase and neutral on the label side.
Rimuovere l'apparecchio e installare il tubo direttamente alla fase e neutro sullo stesso lato, dove si trova l'etichetta.

CONNECTION DIAGRAM FOR 24V TUBES.
SCHEMA CONNESSIONE PER TUBI DI 24 V.

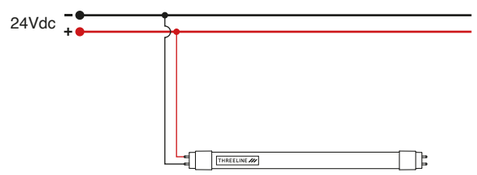

Power to 24VDC through the label side.
Alimentare a 24 VDC sul lato dell'etichetta.

Ⓢ Conventional starter / Starter Convenzionale
Ⓔ Special LED starter / Starter Speciale LED
Ferromagnetic ballast / Ballast Ferromagnetico
Electric ballast / Ballast Elettrico



Light Bulbs
Lampade

Light Sources / Sorgenti Luminose

254 PRO BERILIO
CCT SWITCH

254 PRO LITIO
NEW
DIM TO WARM
3000K

257 PRO HELIO

258 PRO ZINC

260 PRO GOLD

262 PRO PALADIO

263 PLUTONIO PRO

263 GALIO PRO

264 TITANIO PRO

266 CROMO ECO

267 PLOMO ECO

292 GU10

BERILIO

PRO **LB10D CCT**

CCT SWITCH · 198-264Vac 50/60Hz · FLICKER FREE · TRIAC · CRI >80 · cos φ >0,9 · 15.000 h · x 25.000 · IP20 · DI · GU10

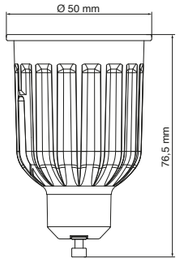

- Material: AL + PA BODY · PC LENS
- Optional: KE Ref. KEL101
- Dimming Opt.: Ref. CSBTRIAC
- Certif.: CE
- Accessories: GU10 CONNECTOR · x100

CCT SWITCH: 3000K · 5700K · 4000K

105°

	CCT	W			
LB10DCCT105	5700K	10 W	1400 lm	1200 lm	E
	4000K	10 W	1400 lm	1200 lm	E
	3000K	10 W	1150 lm	1050 lm	E

40°

	CCT	W			
LB10DCCT40	5700K	10 W	1400 lm	1200 lm	E
	4000K	10 W	1400 lm	1200 lm	E
	3000K	10 W	1150 lm	1050 lm	E

LITIO

PRO **LN5D DW**

DIM TO WARM · 198-264Vac 50/60Hz · FLICKER FREE · TRIAC · CRI >80 · cos φ >0,7 · 15.000 h · x 12.500 · IP20 · DI · GU10

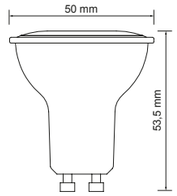

- Material: PC DIFFUSER · PC BODY · AL INSIDE
- Optional: KE Ref. KEL103
- Dimming Opt.: Ref. CSBTRIAC
- Certif.: CE
- Accessories: GU10 CONNECTOR · x100

35°

LN5DDW35

105°

LN5DDW105

CCT	W			
1800 ~ 3000K	5 W	475 ~ 525 lm	400 ~ 450 lm	F

LITIO

PRO **LN5W GU10**

5700K · 4000K · 3000K · 2700K · 200-264Vac 50/60Hz · FLICKER FREE · CRI >80 · cos φ >0,5 · 30.000 h · x 15.000 · IP20 · DI · GU10

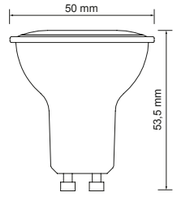

- Material: PC DIFFUSER · PC BODY · AL INSIDE
- Optional: KE Ref. KEL103
- Certif.: CE
- Accessories: GU10 CONNECTOR · x100

60°

	K	W			
LN5WGU10BF60	5700K	5 W	625 lm	500 lm	E
LN5WGU10BN60	4000K	5 W	615 lm	490 lm	E
NEW LN5WGU103060	3000K	5 W	600 lm	480 lm	E
LN5WGU10BC60	2700K	5 W	600 lm	480 lm	E

120°

	K	W			
LN5WGU10BF120	5700K	5 W	625 lm	500 lm	E
LN5WGU10BN120	4000K	5 W	615 lm	490 lm	E
NEW LN5WGU1030120	3000K	5 W	600 lm	480 lm	E
LN5WGU10BC120	2700K	5 W	600 lm	480 lm	E

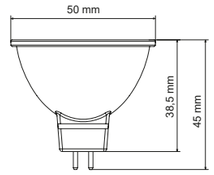

LITIO

PRO **LN5W GU5.3**

5700K · 4000K · 2700K · 12Vac/dc · FLICKER FREE · CRI >80 · cos φ >0,5 · 30.000 h · x 15.000 · IP20 · DI · GU5.3 · 60°

- Material: PC DIFFUSER · PC BODY · AL INSIDE
- Certif.: CE · x100

	K	W			
LN5WGU5.3BF60	5700K	5 W	625 lm	500 lm	F
LN5WGU5.3BN60	4000K	5 W	615 lm	490 lm	F
LN5WGU5.3BC60	2700K	5 W	600 lm	480 lm	F

LITIO

PRO **LN7W GU10**

5700K · 4000K · 3000K · 2700K · 200-264Vac 50/60Hz · FLICKER FREE

CRI >80 · cos φ >0,5 · 30.000 h · OFF ON x 15.000

IP20 · DI · GU10

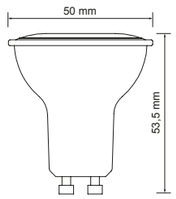

60°

	K	W	N		E
LN7WGU10BF60	5700K	7 W	875 lm	770 lm	E
LN7WGU10BN60	4000K	7 W	861 lm	760 lm	E
NEW LN7WGU103060	3000K	7 W	840 lm	750 lm	E
LN7WGU10BC60	2700K	7 W	840 lm	750 lm	E

120°

	K	W	N		E
LN7WGU10BF120	5700K	7 W	875 lm	770 lm	E
LN7WGU10BN120	4000K	7 W	861 lm	760 lm	E
NEW LN7WGU1030120	3000K	7 W	840 lm	750 lm	E
LN7WGU10BC120	2700K	7 W	840 lm	750 lm	E

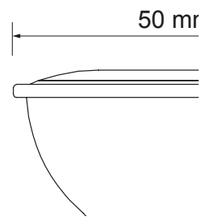

	nm	W
LC5WGU10RO	625-650 nm	5 W
LC5WGU10VE	500-540 nm	5 W
LC5WGU10AZ	440-480 nm	5 W

LITIO

PRO **LC5W**

RED · GREEN · BLUE · 200-264Vac 50/60Hz · FLICKER FREE

cos φ >0,5 · 30.000 h · OFF ON x 15.000

IP20 · DI · GU10 · 60°

• Material

PC DIFFUSER · PC BODY

• Certif.

CE

• Accessories

GU10 CONNECTOR · x 100

LITIO

PRO **LN7WD**

5700K · 4000K · 3000K · 2700K · 200-264Vac 50/60Hz · FLICKER FREE · TRIAC

CRI >80 · cos φ >0,5 · 30.000 h · OFF ON x 15.000

IP20 · DI · GU10 · 120°

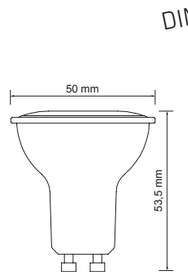

120°

	K	W	N		G
LN7WDGU10BF120	5700K	7 W	875 lm	770 lm	E
LN7WDGU10BN120	4000K	7 W	861 lm	760 lm	E
NEW LN7WDGU1030120	3000K	7 W	840 lm	750 lm	E
LN7WDGU10BC120	2700K	7 W	840 lm	750 lm	E

15°

	K	W	N		G
NEW LN7WDGU103015	3000K	7 W	602 lm	500 lm	G
NEW LN7WDGU102715	2700K	7 W	602 lm	500 lm	G

• Material

PC DIFFUSER · PC BODY · AL INSIDE

• Dimming Opt.

Ref. **CSBTRIAC** LN7WD · TRIAC

• Optional

KE Ref. **KEL103**

• Accessories

GU10 CONNECTOR

• Certif.

CE

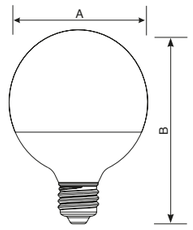

	A	B
B80	80 mm	116 mm
B95	94 mm	132 mm
B120	120 mm	158 mm

	K	W	N		E
B80-9WE27BN	4000K	9 W	1080 lm	936 lm	F
B80-9WE27BC	2700K	9 W	1062 lm	888 lm	F
B95-13WE27BN	4000K	13 W	1560 lm	1360 lm	F
B95-13WE27BC	2700K	13 W	1534 lm	1310 lm	F
B120-16WE27BN	4000K	16 W	2240 lm	1920 lm	E
B120-16WE27BC	2700K	16 W	1888 lm	1521 lm	F

HELIO

PRO **B80 / B95 / B120**

4000K · 2700K · 175-265Vac 50/60Hz · FLICKER FREE

CRI >80 · cos φ >0,5 · 30.000 h · OFF ON x 15.000

IP40 · DI · E27 · 240°

• Material

PC OPAL DIFFUSER · PC BODY

• Optional

KE Ref. **KEL103** B80-9W

• Certif.

CE

x 50 B80 · x 50 B95 · x 24 B120

ZINC

PRO GN45 E14

5700K · 4000K · 2700K · 175-240Vac 50/60Hz · FLICKER FREE · CRI >80 · cos φ >0,5 · 30.000 h · OFF ON x 15.000 · IP44 · DI · E14 · 200° · x 100

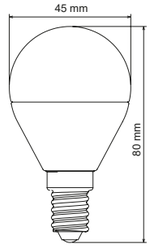

TRIAC

	K	W	N		
GN45-5WE14BF	5700K	5 W	650 lm	550 lm	E
GN45-5WE14BC	2700K	5 W	630 lm	530 lm	F
GN45-7WE14BF	5700K	7 W	910 lm	700 lm	F
GN45-7WE14BN	4000K	7 W	900 lm	690 lm	F
GN45-7WE14BC	2700K	7 W	890 lm	680 lm	F

	K	W	N		
GN45-7WDE14BF	5700K	7 W	910 lm	700 lm	F
GN45-7WDE14BN	4000K	7 W	900 lm	690 lm	F
GN45-7WDE14BC	2700K	7 W	890 lm	680 lm	F

PRO GN45 E27

5700K · 4000K · 2700K · 175-240Vac 50/60Hz · FLICKER FREE · CRI >80 · cos φ >0,5 · 30.000 h · OFF ON x 15.000 · IP44 · DI · E27 · 200° · x 100

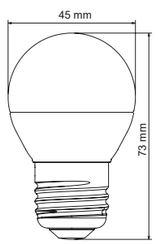

TRIAC

	K	W	N		
GN45-5WE27BF	5700K	5 W	650 lm	550 lm	E
GN45-5WE27BC	2700K	5 W	630 lm	530 lm	F
GN45-7WE27BF	5700K	7 W	910 lm	700 lm	F
GN45-7WE27BN	4000K	7 W	900 lm	690 lm	F
GN45-7WE27BC	2700K	7 W	890 lm	680 lm	F

	K	W	N		
GN45-7WDE27BF	5700K	7 W	910 lm	700 lm	F
GN45-7WDE27BN	4000K	7 W	900 lm	690 lm	F
GN45-7WDE27BC	2700K	7 W	890 lm	680 lm	F

• Material

PC OPAL DIFFUSER · PC BODY · AL INSIDE

• Dimming Opt.

Ref. CSBTRIAC GN45-7WD · TRIAC

• Optional

KE Ref. KEL103

• Certif.

CE

ZINC

PRO STDN12W E27

5700K · 4000K · 2700K · 175-240Vac 50/60Hz · FLICKER FREE · CRI >80 · cos φ >0,5 · 30.000 h · OFF ON x 15.000 · IP44 · DI · E27 · 200°

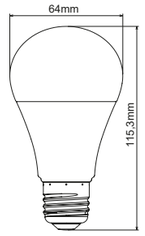

• Material

PC OPAL DIFFUSER · PC BODY · AL INSIDE

• Dimming Opt.

Ref. CSBTRIAC · TRIAC

• Certif.

CE · x 50

TRIAC

	K	W	N		
STDN12WE27BF	5700K	12 W	1560 lm	1320 lm	E
STDN12WE27BN	4000K	12 W	1550 lm	1310 lm	F
STDN12WE27BC	2700K	12 W	1540 lm	1300 lm	F

	K	W	N		
STDN12WDE27BF	5700K	12 W	1560 lm	1320 lm	E
STDN12WDE27BN	4000K	12 W	1550 lm	1310 lm	F
STDN12WDE27BC	2700K	12 W	1540 lm	1300 lm	F

ZINC

PRO GN37V E14

5700K · 4000K · 2700K · 175-240Vac 50/60Hz · FLICKER FREE · CRI >80 · cos φ >0,5 · 30.000 h · OFF ON x 15.000 · IP44 · DI · E14 · 180°

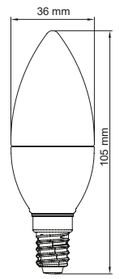

	K	W	N		
GN37V-5WE14BF	5700K	5 W	650 lm	550 lm	E
GN37V-5WE14BC	2700K	5 W	630 lm	530 lm	F
GN37V-7WE14BF	5700K	7 W	910 lm	700 lm	F
GN37V-7WE14BN	4000K	7 W	900 lm	690 lm	F
GN37V-7WE14BC	2700K	7 W	890 lm	680 lm	F

• Material

PC OPAL DIFFUSER · PC BODY · AL INSIDE

• Optional

KE Ref. KEL103

• Certif.

CE · x 100

LIGHT SOURCES / SORGENTI LUMINOSE

GOLD

GOLD

PRO **GOLD37V / GOLD60**

2500K · 220-240Vac 50/60Hz · CRI >80 · cos φ >0,5 · 30.000 h · OFF ON x15.000 · IP40 · DI · 300°

• Material

V DIFFUSER · AL CAP

• Certif.

CE · x100

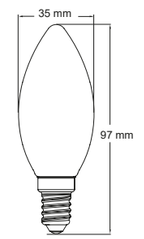

GOLD37V-4W E14

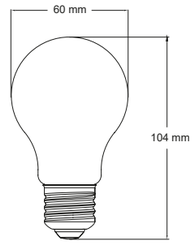

GOLD60-6W E27

	K		W			
GOLD37V-4WE14BC	2500K	E14	4 W	600 lm	440 lm	E
GOLD60-6WE27BC	2500K	E27	6 W	900 lm	730 lm	E

GOLD

PRO **GOLD45**

2500K · 220-240Vac 50/60Hz · CRI >80 · cos φ >0,5 · 30.000 h · OFF ON x15.000 · IP40 · DI · 300°

• Material

V DIFFUSER · AL CAP

• Certif.

CE · x100

	K		W			
GOLD45-4WE14BC	2500K	E14	4 W	590 lm	430 lm	F
GOLD45-4WE27BC	2500K	E27	4 W	590 lm	430 lm	F

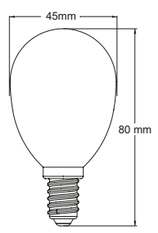

GOLD45-4W E14

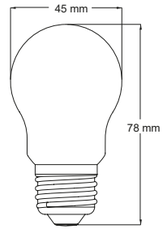

GOLD45-4W E27

GOLD

PRO **GOLD64 / GOLD95**

2500K · 220-240Vac 50/60Hz · CRI >80 · cos φ >0,5 · 30.000 h · OFF ON x15.000 · IP40 · DI · 300°

• Material

V DIFFUSER · AL CAP

• Certif.

CE · x80 GOLD64 · x40 GOLD95

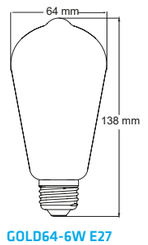

GOLD64-6W E27

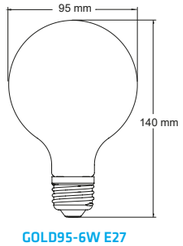

GOLD95-6W E27

	K		W			
GOLD64-6WE27BC	2500K	E27	6 W	950 lm	810 lm	D
GOLD95-6WE27BC	2500K	E27	6 W	910 lm	750 lm	E

PALADIO

PRO PL20E G24 / PL40E G24

5700K · 4000K · 3000K · 175-240Vac 50/60Hz · FLICKER FREE · CRI >85 · cos φ >0,8 · 30.000 h · x 15.000 · IP20 · DI · G24 · 120°

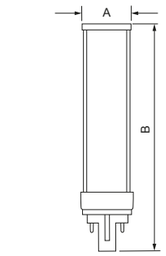

	A	B
PL20E	40 mm	130 mm
PL40E	40 mm	170 mm

• Material

PC OPAL DIFFUSER · PC BODY

• Optional

KE Ref. KEL103

• Certif.

CE · x100

	K	W	N		
PL20EG24BF	5700K	7 W	805 lm	620 lm	F
PL20EG24BN	4000K	7 W	791 lm	590 lm	F
PL20EG24BC	3000K	7 W	700 lm	570 lm	F
PL40EG24BF	5700K	9 W	1035 lm	855 lm	E
PL40EG24BN	4000K	9 W	1017 lm	836 lm	F
PL40EG24BC	3000K	9 W	900 lm	827 lm	F

PALADIO

PRO PL40E E27

5700K · 4000K · 3000K · 175-240Vac 50/60Hz · FLICKER FREE · CRI >85 · cos φ >0,8 · 30.000 h · x 15.000 · IP20 · DI · E27 · 120°

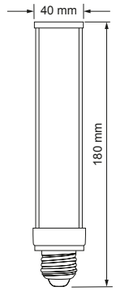

• Material

PC OPAL DIFFUSER · PC BODY

• Optional

KE Ref. KEL103

• Certif.

CE · x100

	K	W	N		
PL40EE27BF	5700K	9 W	1035 lm	855 lm	E
PL40EE27BN	4000K	9 W	1017 lm	836 lm	F
PL40EE27BC	3000K	9 W	900 lm	827 lm	F

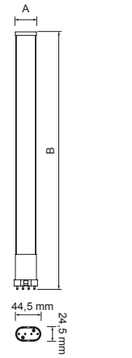

	A	B
PLL10W	40 mm	226 mm
PLL19W	40 mm	410 mm
PLL21W	40 mm	521 mm

	K	W	N		
PLL10WBF	5700K	10 W	1150 lm	900 lm	F
PLL10WBN	4000K	10 W	1130 lm	850 lm	F
PLL19WBF	5700K	19 W	2185 lm	1785 lm	E
PLL19WBN	4000K	19 W	2147 lm	1772 lm	F
PLL21WBF	5700K	21 W	2415 lm	1890 lm	F
PLL21WBN	4000K	21 W	2373 lm	1830 lm	F

PLUTONIO

PRO PLL10W / PLL19W / PLL21W

5700K · 4000K · 175-240Vac 50/60Hz · FLICKER FREE · CRI >85 · cos φ >0,9 · 30.000 h · x 15.000 · IP20 · DI · 2G11 · 120°

• Material

PC DIFFUSER · PC BODY

• Certif.

CE · x40

GALIO

PRO G42 / G94

5500K · 3000K · FLICKER FREE · 360° · IP20 · DI · CRI >80 · 20.000 h · x 15.000

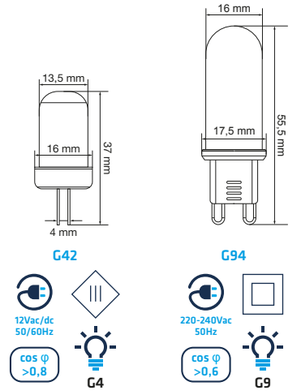

• Material

V BODY

• Certif.

CE · x500

	K		W	N		
G4255	5500K	G4	2 W	240 lm	230 lm	F
G4230	3000K	G4	2 W	240 lm	230 lm	F
G9455	5500K	G9	4 W	480 lm	470 lm	E
G9430	3000K	G9	4 W	480 lm	470 lm	E

TITANIO

PRO PAR56

6500K · RGB · 12Vac 50/60Hz · 18 W · IP68

FLICKER FREE · 30.000 h · 120°

• Material

ABS BODY · PC MARCO

• Included

2 m

• Certif.

CE

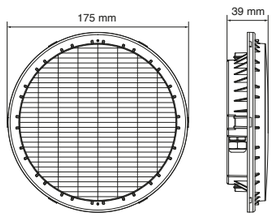

PAR56S65



PAR56SRGB



PAR56SCTRGB

TITANIO. ACCESSORIES / ACCESSORI.

Lamp not included.
Lampada non inclusa.

AAPAR56S

TRIM RING
Required to replace old recessed PAR56 with the new PAR56S.

ANELLO ADATTATORE
Necessario per poter sostituire la vecchia PAR56 da incasso con la nuova PAR56S.

AMPPAR56RC

AMPLIFIER
Required for over 7 lamps or 50 metres.

AMPLIFICATORE
Necessario a partire da 7 lampade o 50 metri.

TITANIO. ACCESSORIES / ACCESSORI

SURFACE MOUNTING / SUPERFICIE

CONCRETE / CEMENTO

Lamp not included.
Lampada non inclusa.

ASHPAR56S

Surface accessory for concrete.

Accessorio di superficie per cemento.

FIBRE GLASS / FIBRA DI VETRO

Lamp not included.
Lampada non inclusa.

ASFPAR56S

Surface accessory for fibre glass.

Accessorio di superficie per fibra di vetro.

VINYL / VINILE

Lamp not included.
Lampada non inclusa.

ASVPAR56S

Surface accessory for vinyl.

Accessorio di superficie per vinile.

RECESSED / INCASSO

NICHE CLOSING ACCESSORY (DECORATIVE)
ACCESSORIO CHIUSURA NICCHIA (DECORATIVO)

AAPAR56S included.
AAPAR56S incluso.

Lamp not included.
Lampada non inclusa.

ACNPAR56S

Adjustable accessory to replace the front part of an already installed niche.

Accessorio regolabile per sostituire il frontale di una nicchia già installata.

POOL LAMP NICHE
NICCHIA PER LAMPADE DA PISCINA

AAPAR56S Included.
2,2 m cable included.

Lámpara no incluida / Lâmpada não incluída.

NC-PAR56

Niche accessory for pool lamps:

Accessorio nicchia per lampade da piscina:

- TITANIO PAR56S
- PLATINO PAR56

CROMO

ECO **QR111N13**

4000K · 2700K · 12Vac/dc 50/60Hz · FLICKER FREE · CRI >80 · 3 steps · 30.000 h · x 15.000 · IP20 · DI · G53 · 36° · PL

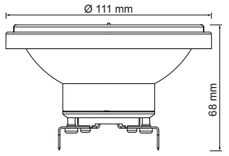

- Material

PC REFLECTOR · PC BODY

- Certif.

CE · x 20

	K	W			
QR111N13G53BN	4000K	13 W	1560 lm	1300 lm	F
QR111N13G53BC	2700K	13 W	1534 lm	1274 lm	F

CROMO

ECO **QR111N13D**

4000K · 2700K · 198-264Vac 50/60Hz · FLICKER FREE · CRI >80 · cos φ >0,9 · 30.000 h · x 15.000 · IP20 · DI · GU10 · 36° · PL

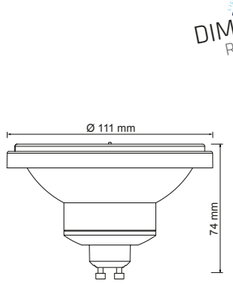

- Material

PC REFLECTOR · PC BODY

- Dimming Opt.

Ref. CSBTRIAC · TRIAC

- Certif.

CE

- Accessories

GU10 CONNECTOR · x 20

	K	W			
QR111N13DGU10BN	4000K	13 W	1560 lm	1300 lm	E
QR111N13DGU10BC	2700K	13 W	1534 lm	1274 lm	E

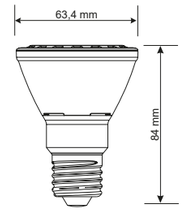

	K	W			
PAR20IP65-5WE27BN	4000K	5 W	575 lm	420 lm	F
PAR20IP65-5WE27BC	3000K	5 W	565 lm	390 lm	F

PLOMO

ECO **PAR20**

4000K · 3000K · 175-240Vac 50/60Hz · CRI >80 · cos φ >0,5 · 30.000 h · x 15.000 · IP65 · DI · E27 · 45°

- Material

PC DIFFUSER · PC BODY

- Certif.

CE · x 50

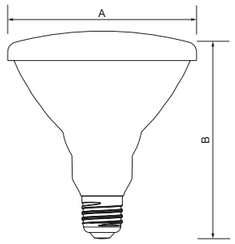

	A	B
PAR30	96 mm	95 mm
PAR38	121 mm	133 mm
PAR38 VE	121 mm	133 mm

	K	W			
PAR306510WE27BN	4000K	10 W	1200 lm	910 lm	F
PAR306510WE27BC	2700K	10 W	1150 lm	890 lm	F
PAR386518WE27BN	4000K	18 W	2160 lm	1870 lm	E
PAR386518WE27BC	2700K	18 W	2070 lm	1850 lm	E
PAR38658WVE	525-530 nm	8 W	—	—	—

PLOMO

ECO **PAR30 / PAR38 / PAR38 VE**

4000K · 2700K · GREEN · 175-240Vac 50/60Hz · FLICKER FREE · CRI >80 · cos φ >0,5 · 30.000 h · x 15.000 · IP65 · DI · E27 · 45°

- Material

PC DIFFUSER · PC BODY

- Certif.

CE · x 24 PAR30 · x 16 PAR38 · x 10 PAR38 VE

ELECTRONICS

Elettronica

ThreelineGroup.com

LUMINAIRE CONTROLLERS / CONTROLLER LAMPADE

PHASE-CUT / TAGLIO DI FASE

PCD240W

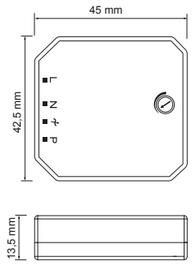

45x42,5x13,5 mm

110-240Vac	F	Vout	W		
110-240Vac	50Hz 60Hz	24Vdc	3-200W	-30° ~ 55° C	1-97%

INSTALLATION / INSTALLAZIONE

1 push-button
Installazione 1 pulsante

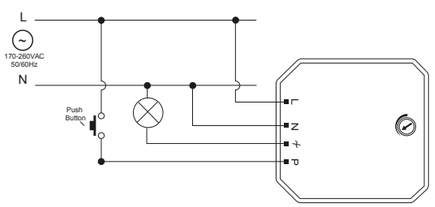

2+ push-buttons
Installazione 2 o più pulsanti

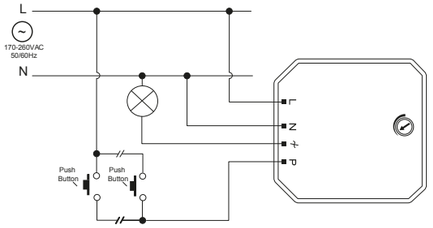

INCLUDED / INCLUDE

1. POTENTIOMETER

The potentiometer allows dimming to be adjusted depending on the load, avoiding flickering in the minimum charge.

Permette di adattare la regolazione al tipo di carico, evitando così il rischio di sfarfallio.

2. LAMP MEMORY

The lamp memory button allows the memory to be activated and deactivated after the switch button is off. When the lamp memory button is actuated, if the memory is ON, the lamps will return to their status before being switched off. If the memory is OFF, the lamps will switch on at 100%.

Permette di attivare e disattivare la memoria in caso di spegnimento tramite l'interruttore. Azionando l'interruttore, se la memoria è settata su ON, le lampade torneranno all'ultimo stato registrato prima dello spegnimento; se è settata su OFF, le lampade si accenderanno al 100%.

3. POWER MEMORY

It allows to activate and deactivate memory so that it actuates after a power cut. When power is back, if the power memory button is ON, the lamps will return to their status before the power cut. If the button is OFF, the lamps will remain switched off after the power supply is restored.

Permette di attivare e disattivare la memoria in caso di interruzione di corrente. Al ritorno della corrente, se la memoria è settata su ON, le lampade torneranno all'ultimo stato registrato prima dell'interruzione, se è settata su OFF le lampade resteranno spente.

LUMINAIRE CONTROLLERS / CONTROLLER LAMPADE

0/1-10V

WALL / PARETE

DIM110VRLT

86x86x25 mm

110-240Vac	Vout	Iout (max)	CH		Output
110-240Vac	110-240Vac	10A (max)	40mAx2CH (0-10V)	-20° ~ 55° C	0/1-10V

WALL + RF / PARETE + RF

DIM110VRLTRT

86x86x25 mm

110-240Vac	Vout	Iout (max)	CH		Output
110-240Vac	110-240Vac	10A (max)	40mAx2CH (0-10V)	-20° ~ 55° C	0/1-10V

WALL TOUCH / TOUCHSCREEN DA PARETE

DIM110V4T

86x86x36 mm

110-240Vac	Vout	Iout (max)	CH		Output
110-240Vac	110-240Vac	10A (max)	20mAx2CH (0-10V)	-20° ~ 55° C	0/1-10V

RF / RF

DIM110VRT

DRIVER
135x30x20 mm

110-240Vac	Vout	Iout (max)	CH		Output
110-240Vac	110-240Vac	10A (max)	20mAx2CH (0-10V)	-20° ~ 55° C	0/1-10V

LUMINAIRE CONTROLLERS / CONTROLLER LAMPADE

DALI

DALI_TPB_C

Wall touch controller for DALI system / Controller touchscreen da parete per sistema DALI

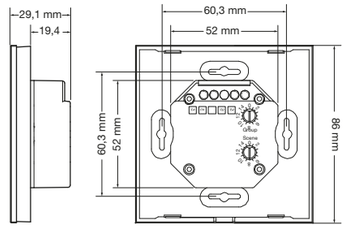

Interface: DALI
1 Group - 3 Scenes

Output 0/1-10V

0° ~ 50° C

DALIPS1

Power supply for DALI devices and control modules without their own power supply.
Alimentazione per apparecchi e moduli di controllo DALI senza alimentazione propria.

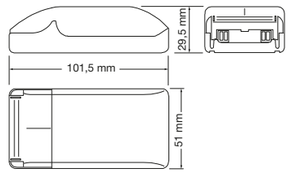

220-240Vac | F 50/60Hz | Out DALI | Iout (max) 200mA | W 4W | 0°~ +50° C

DALIPS2

Power supply for DALI devices and control modules without their own power supply.
For installation in control cabinet.
Alimentazione per apparecchi e moduli di controllo DALI senza alimentazione propria.
Per installazione su quadro elettrico ad armadio.

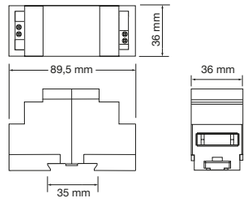

220-240Vac | F 50/60Hz | Vout 16V | Iout (max) 240mA | W 5W | 0°~ +50° C

LUMINAIRE CONTROLLERS / CONTROLLER LAMPADE

DALI

R_DALI

DALI signal amplifier / Amplificatore di segnale DALI
Amplifier: 300-600 m / Amplificatore di segnale: 300-600m

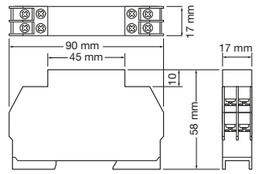

In V: 9,5-22,5V I: 6 mA DALI | Out I: 4 mA DALI | 0°~ +50° C

DALI_USB

Addressing, programming and parametrisation of DALI systems.
Indirizzamento, programmazione e parametrizzazione di sistemi DALI.

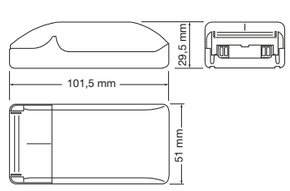

Input 1 USB | Output DALI

PASARELAS / GATEWAY

GATEWAY

TO / FROM	TRIAC	DALI	0/1-10V	PWM
DALI	DALI_RDG2 Pág. 275		PDALID110 Pág. 275	DALI-PWM Pág. 277
CASAMBI	CSBTRIAC Pág. 275	CSB110DA Pág. 276	CSB110DA Pág. 276	
PUSH		DALIXC Pág. 276		
ZIGBEE			ZIGBEE-010V Pág. 277	
DMX			PDMX110 Pág. 276	

GATEWAY / GATEWAY

DALI → TRIAC

DALI_RDG2

DALI - Phase-cut Gateway / Gateway DALI - Taglio di fase

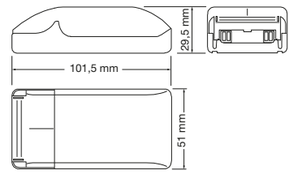

220-240Vac | F 50/60Hz | P (max) 300VA | Input DALI | CH OUT 1 TRIAC | 0° ~ 50° C

CASAMBI → TRIAC

CSBTRIAC

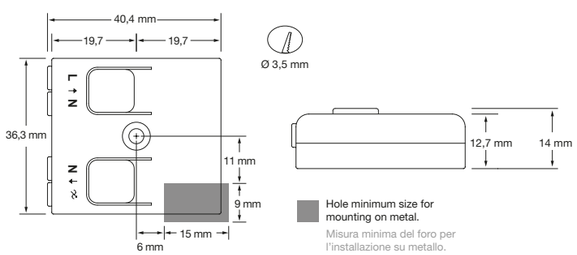

85-240Vac | F 50/60Hz | Iin (max) 0,65A | Wout (max) 150 VA (230Vac) 75 VA (110Vac) | Input TRIAC | OUTPUT | -20°~ +45° C

DALI → 0/1-10V

PDALID110

DALI - 0-10V Gateway / Gateway DALI - 0-10V

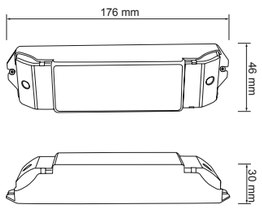

110-240Vac | Input DALI | Output 0-10Vx4CH | Iout (max) 20mAx4CH

GATEWAY / GATEWAY

CASAMBI → DALI - 0/1-10V

CSB110DA

0/1-10V DALI

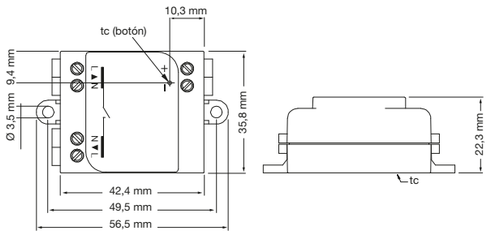

220-240Vac | F 50/60Hz | Vout 220-240Vac | Iout (max) 0,6A | Wout (max) *120W | INPUT | DALI 0-10V OUTPUT | -20°~ +50° C

*For higher power do the connection using a relay.
*Per potenze maggiori realizzare la connessione tramite un relè.

TRADITIONAL PUSH-BUTTON → DALI

DALIXC

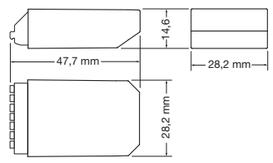

Input: 4 Pulsadores/ interruptores o relés | Output: DALI | 0°~ +60° C

DMX → 0/1-10V

PDMXD110

DMX - 0-10V Gateway / Gateway DMX - 0-10V

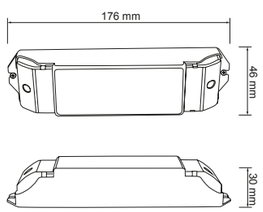

12-24Vdc | Input: DMX | Output: 0-10Vx4CH

GATEWAY / GATEWAY

ZIGBEE → 0/1-10V

ZIGBEE-010V

ZIGBEE - 0/1-10V Gateway / Gateway DALI - 0/1-10V

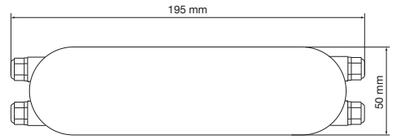

100-277Vac | Iout (max) 5A | IP65 | -40°~ +85° C | Input: ZIGBEE | Output: 0-10V

Input signal: ZIGBEE / Output signal: 0/1-10V
Segnale di ingresso: ZIGBEE / Segnale di uscita: 0/1-10V

DALI → PWM

DALI-PWM

DALI - PWM Gateway / Gateway DALI - PWM

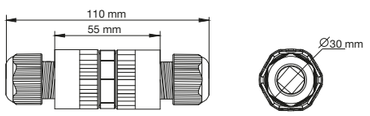

10-22Vdc | IP67 | -30°~ +60° C | Input: DALI | Output: PWM

Input signal: DALI / Output signal: PWM
Segnale di ingresso: DALI / Segnale di uscita: PWM

TOTAL DRIVER / DRIVER TOTALE

5 YEARS WARRANTY · 198-264Vac 50/60Hz · IP20 · cos φ >0,95

DT250-700

Output current	Output Voltage
700 mA	9-30 V
500 mA	9-42V
350 mA	9-58V
250 mA	9-60V

W 24W · Iout 250-700 mA · 150x52x28 mm

DT300-900

Output current	Output Voltage
900 mA	9-34 V
850 mA	9-35V
800 mA	9-38V
750 mA	9-40V
700 mA	9-42V
650 mA	9-46V
600 mA	9-50V
550 mA	9-55V
500 mA	9-58V
450 mA	9-58V
400 mA	9-58V
350 mA	9-58V
300 mA	9-58V

W 35W · Iout 300-900 mA · 103x67x22 mm

DT700-1200

Output current	Output Voltage
1200 mA	9-33 V
1150 mA	9-35V
1100 mA	9-36V
1050 mA	9-38V
1000 mA	9-40V
950 mA	9-42V
900 mA	9-45V
850 mA	9-47V
800 mA	9-50V
750 mA	9-54V
700 mA	9-57V

W 40W · Iout 700-1200 mA · 123x79x24 mm

DT700-1400

Output current	Output Voltage
1400 mA	9-35 V
1300 mA	9-38V
1200 mA	9-41V
1050 mA	9-47V
900 mA	9-56V
800 mA	9-58V
700 mA	9-58V

W 55W · Iout 700-1400 mA · 123x79x24 mm

TOTAL DRIVER / DRIVER TOTALE

CONNECTION DIAGRAM / SCHEMA DI CONNESSIONE

PUSH

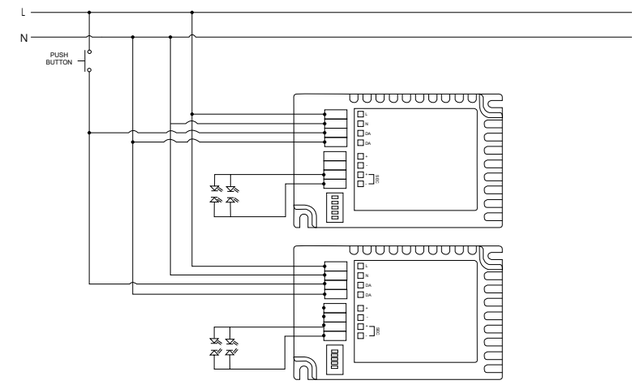

DALI

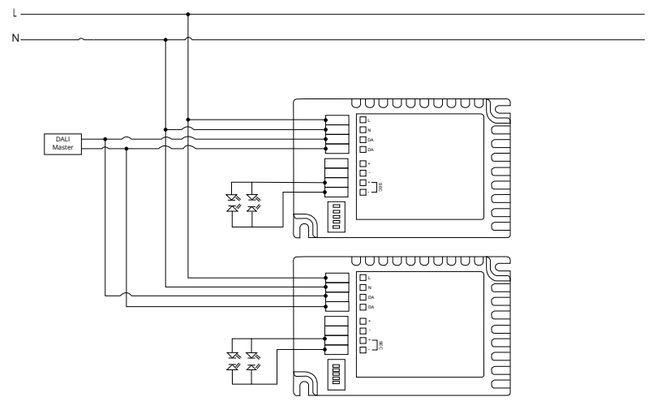

0-10V

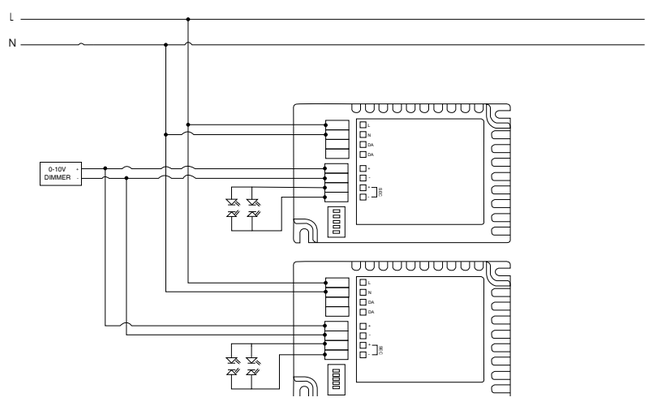

SENSORS / SENSORI

ON/OFF

SP20 Motion / Movimento

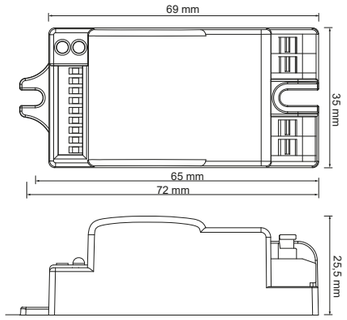

220-240Vac | F 50Hz | W (max) 400W | 69x35,5x25,5 mm | IP20 | H (max) 6 m

SWITCH CONFIGURATION / CONFIGURAZIONE DELLO SWITCH

Area detection / Rilevamento dell'area

ON		1	2	3
	100%	ON	ON	ON
	75%	-	ON	ON
	50%	ON	-	ON
	25%	-	-	ON
	10%	-	-	-

Operating time / Tempo di funzionamento

ON		4	5	6
	5 s	ON	ON	ON
	30 s	-	ON	ON
	90 s	ON	-	ON
	3 min	-	-	ON
	20 min	ON	ON	-
	30 min	-	-	-

Light sensor / Sensore di luce

ON		7	8	9
	2 lux	ON	ON	ON
	10 lux	ON	ON	-
	25 lux	-	ON	-
	50 lux	ON	-	-
	Disable	-	-	-

SP65V2 Motion / Movimento

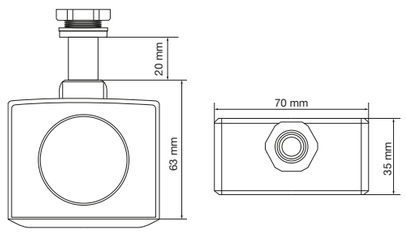

198-264Vac | F 50/60Hz | W (max) 400W | 97x70x35 mm | IP65 | H (max) 6 m

SWITCH CONFIGURATION / CONFIGURAZIONE DELLO SWITCH

Area detection / Rilevamento dell'area

ON		1	2
	100%	ON	ON
	75%	-	ON
	50%	ON	-
	25%	-	-

Operating time / Tempo di funzionamento

ON		3	4	5
	5 s	ON	ON	ON
	30 s	-	ON	ON
	90 s	ON	-	ON
	3 min	-	-	ON
	20 min	ON	ON	-
	30 min	-	-	-

Light sensor / Sensore di luce

ON		6	7	8
	2 Lux	ON	ON	ON
	10 Lux	-	ON	ON
	25 Lux	ON	-	ON
	50 Lux	-	-	ON
	100 Lux	ON	ON	-
	Disable	-	-	-

SENSORS / SENSORI

1-10V

SC65BV2 Motion + Light
Movimento + Luminosità

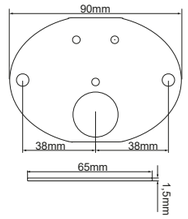

Ceiling mounting / Fissaggio al soffitto

200-240Vac | F 50/60Hz | W (max) 800W | IP65 | H (max) 15 m | 1-10V

MSC65V2

Remote control to change SC65B and SC65C settings.
Telecomando per modificare le impostazioni di SC65B e SC65C.

SC65CV2 Motion + Light
Movimento + Luminosità

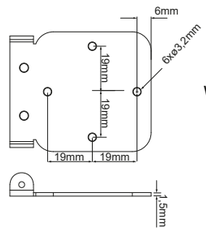

Wall mounting / Fissaggio alla parete

200-240Vac | F 50/60Hz | W (max) 800W | IP65 | H (max) 15 m | 1-10V

SL20 Light / Luminosità

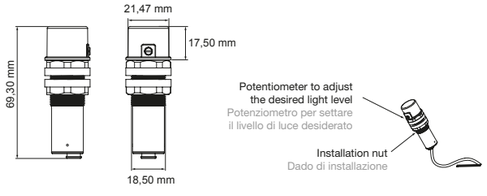

Units (max) 20/Sensor | IP20 | 1-10V

SENSORS / SENSORI

CASAMBI

CSB20SMBL Motion + Light / Movimento + Luminosità

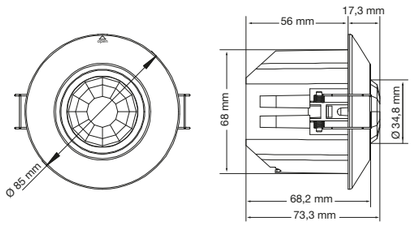

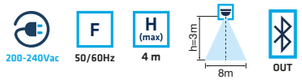

CSBE230ACS Plug + Motion / Presa + Movimento

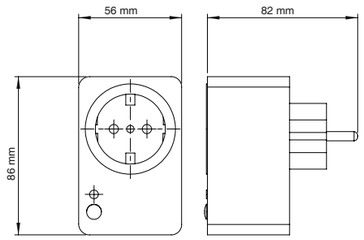

SENSORS / SENSORI

DALI

DALIsensor-T

Multisensor (brightness and motion) for DALI system.
Multisensore (luminosità + movimento) per sistema DALI.

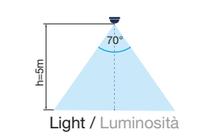

Light / Luminosità

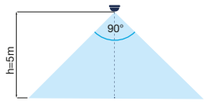

Motion / Motion

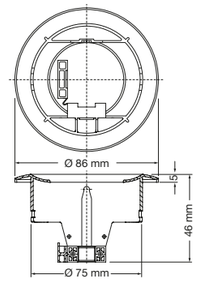

DALIsensor-S

Multisensor (brightness and motion) for DALI system.
Multisensore (luminosità + movimento) per sistema DALI.

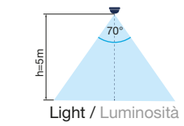

Light / Luminosità

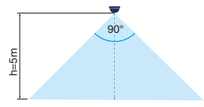

Motion / Motion

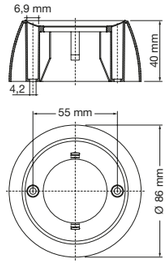

DALI_MRC

Remote control unit for remote control of DALIsensor-T and DALIsensor-S.
Telecomando per controllo a distanza di DALIsensor-T e DALIsensor-S.

EMERGENCY KIT / KIT EMERGENZA

KET85

Emergency conversion kit for T8 and T5 tubes with emergency output power between 3W and 20W with 1 hour of autonomy.
Kit di emergenza per tubi T5 e T8, con una potenza di uscita in emergenza da 3W a 20W e 1 ora di autonomia.

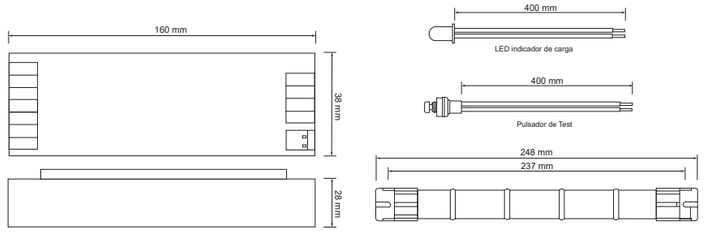

200-240Vac | F 50/60Hz | Iin 40mA | Vout 160Vdc | Wout 3-20W

KEU603

Universal emergency conversion kit for LED luminaires with external driver with emergency output power between 2W and 5W with 3 hour of autonomy.
Kit di emergenza universale per lampade con driver esterno, con potenza di uscita in emergenza da 2W a 5W e 3 ore di autonomia.

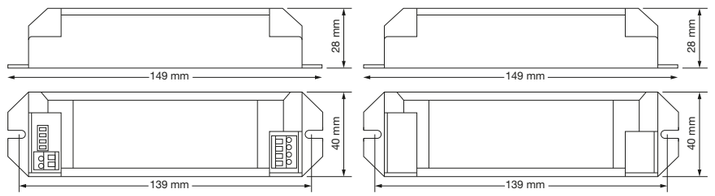

200-240Vac | F 50/60Hz | Iin 85mA | Vout 24-60Vdc | Wout 2-5W

KEL103

Universal emergency conversion kit for LED luminaires with internal driver with emergency output power up to 10W and 3 hours of autonomy.
Kit di emergenza universale per lampade con driver interno, con potenza di uscita in emergenza fino a 10W e 3 oras di autonomia.

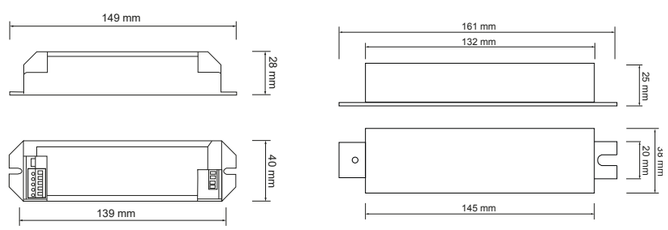

200-240Vac | F 50/60Hz | Iin 40mA | Vout 230Vdc | Wout 10W

EMERGENCY KIT / KIT EMERGENZA

KEU2403V2

Universal emergency conversion kit for LED luminaires with external driver with emergency output power between 6W and 30W and 3 hours of autonomy.
Kit di emergenza universale per lampade con driver esterno, con potenza di uscita in emergenza da 6W a 30W e 3 ore di autonomia.



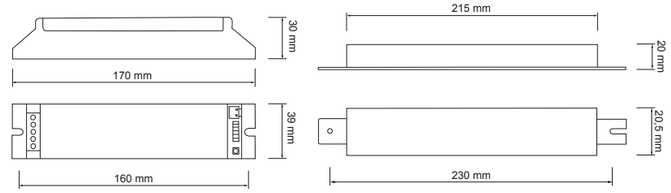

200-240Vac | F 50/60Hz | Iin 50mA | Vout 9-60Vdc | Wout 6-30W

KEIP65V2

Universal emergency conversion kit for LED luminaires with external driver with emergency output power between 6W and 30W and 3 hours of autonomy with IP65 box.
Kit di emergenza universale per lampade con driver esterno, con potenza di uscita in emergenza da 6W a 30W e 3 ore di autonomia in scatola stagna IP65.



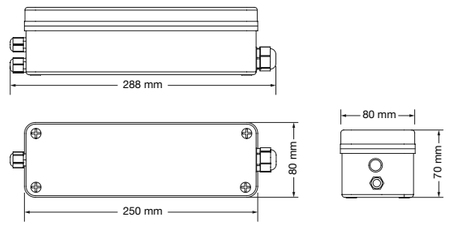

230Vac | F 50/60Hz | Iin 50mA | Vout 9-60Vdc | Wout 6-30W | IP65

KE25IP65ESP

Universal emergency conversion kit for LED luminaires with external driver with emergency output power between 15W and 20W and 3 hours of autonomy. IP65.
Kit di emergenza universale per lampade con driver esterno, con potenza di uscita in emergenza da 15W a 20W e 1 ora di autonomia. IP65.



230Vac | F 50/60Hz | Iin 108mA | Vout 230Vdc | Wout 15-25W | IP65

INTERFACE / INTERFACE

DMX Interface

SLESA-U9

SLESA-U10

SLESA-U11

	SLESA-U9	SLESA-U10	SLESA-U11
Dimensions	77 x 87 x 40 mm	77 x 87 x 40 mm	161 x 95 x 42 mm
USB connection	✓	✓	✓
Ethernet connection			✓
WIFI connection		✓	
DMX Channels	256	512	1024 (expandable to 2048)
Number of scenes	20	99	99
Number of zones	1	1	5
Standalone memory	20k	10k	microSD
Memory capacity (20 ch.)	5600	3935	unlimited
Memory capacity (60 ch.)	2100	1550	unlimited
Memory capacity (512 ch.)		190	unlimited
Power connector	mini USB	USB Type-C	USB Type-C
Internal connector	18 pins	HE10	
Port triggers	8	8	16
Clock / calendar triggers			unlimited
Remote control apps		✓	✓

CASAMBI PLUG / PRESA CASAMBI

CSBE230AC

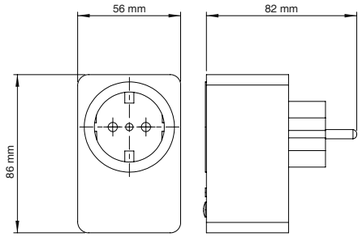

200-240Vac | F 50 Hz | Iout 16A (max) | Wout 3680W | IP20 | -0°~ +50° C

CASAMBI ACTUATORS / INTERRUTTORI CASAMBI

CSB4SWNE

NE | CR2430 (1 unit) | 2 to 5 years | IP20 | -0°~ +45° C

CSB4SWBL

BL | CR2430 (1 unit) | 2 to 5 years | IP20 | -0°~ +45° C

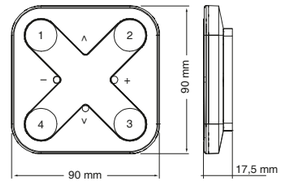

PROTECTORS / PROTETTORI

NSB-10/230-C4-WW-IP

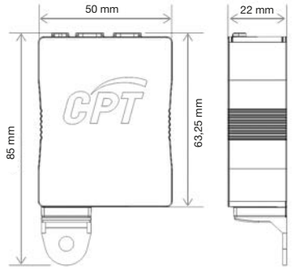

I (max)	In	Voc	Cat C-High	Uc	Up	
10kA	5kA	10kV	10kV/10kA	320/255V	<=1,5/1,8 kV	-40°~ +80° C

NSB-10/230-CA-DD

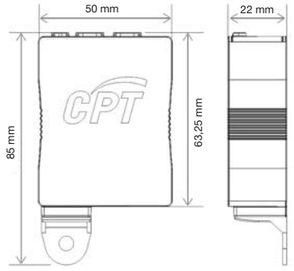

I (max)	In	Voc	Cat C-High	Uc	Up	
10kA	5kA	10kV	10kV/10kA	320/255V	<=1,5/1,8 kV	-40°~ +80° C

GU10 CONNECTOR / CONNETTORE GU10

GU10

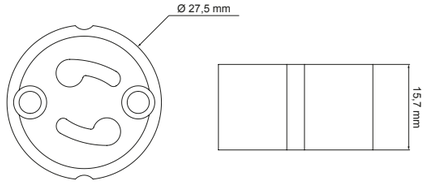

GU10

SEALED CONNECTORS / CONNETTORI STAGNI

WCIP65

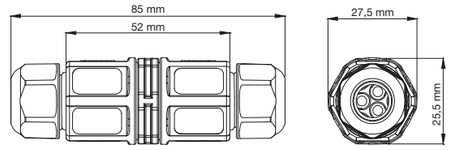

IP65 | Ø cable 7 - 8,9 mm

WCIP65B2

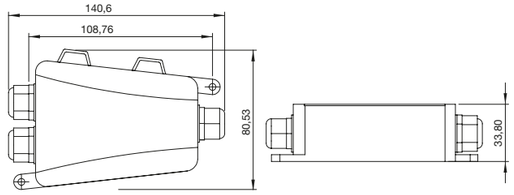

IP65 | Ø cable 7 - 8,9 mm

WCIP65B3

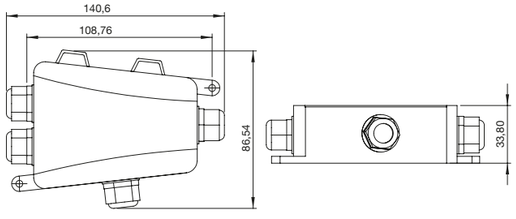

IP65 | Ø cable 7 - 8,9 mm

TERMS AND CONDITIONS OF SALE
CONDIZIONI DI VENDITA



QUALITY AND WARRANTY

All products are subject to quality tests and are guaranteed for 2, 3 or 5 years against manufacturing faults. Please refer to the specific product quality and warranty document.

This warranty does not cover damage caused by misuse, improper handling or installation.

Threeline Technology, S.L. is continuously improving the quality and performance of its products and reserves the right to modify or remove any of them without notice.

SHIPMENT

Shipment will be prepaid in orders with values greater than the stipulated one. Check conditions with Commercial Department.

Shipment on orders under this amount may be prepaid by Threeline Technology, S.L. In such cases, a surcharge equal to the shipment cost will be added to the invoice. The fee will be established according to the shipping company's current rates.

QUALITÀ E GARANZIA

Tutti i nostri prodotti vengono sottoposti a numerose prove di qualità e sono garantiti per un periodo di 2, 3 e 5 anni contro qualsiasi difetto di fabbrica. Consultare il documento sulla qualità e sulla garanzia per ciascuno dei prodotti.

Questa garanzia non copre i danni subiti per uso improprio, scorretta manipolazione o installazione impropria.

Threeline Technology, S.L., nella continua ricerca per migliorare la qualità e la funzionalità dei suoi prodotti, si riserva il diritto di modificare o eliminare uno qualunque di essi senza preavviso.

SPEDIZIONI

Tutti gli ordini di importo superiore a quanto pattuito verranno spediti in porto franco. Consultare le condizioni specifiche con la Direzione Commerciale.

Gli ordini di importo inferiore potranno essere spediti a carico della Threeline Technology, S.L., addebitando in fattura il costo di spedizione. Tale costo sarà stabilito in base alla tariffa in vigore concordata con la società di trasporti.

DELIVERY TIMES

Although we strive to meet our delivery times, they are not always estimated according to parameters controlLED by Threeline Technology, S.L. Therefore, we cannot always guarantee full compliance. Threeline Technology, S.L. shall not be liable for damages arising from delayed delivery.

METHOD OF PAYMENT

Payment terms and conditions shall always be those agreed with the customer. Payment due dates by means of any legally accepted payment document must be duly honoured. Failure to pay shall immediately void any agreed commitments.

CLAIMS

Claims for the condition of goods or shipment errors shall not be accepted more than 10 working days from receipt.

REPAIRS

Within the warranty period, defective materials shall be repaired or replaced at no cost to the customer. Where the warranty is applicable, our liability is limited to the free delivery of a new product replacing the damaged one or to the full reimbursement of the price of the defective goods. Any liability for damages, expenses, charges or compensations is expressly excluded.

RETURNS

All returns must be approved in advance by Threeline Technology, S.L.

Returns or shipments of materials to Threeline Technology, S.L. facilities either for reimbursement, replacement or repair must be paid by the customer.

Returns will not be accepted on materials that are custom-made, expressly ordered for the customer or specifically modified by Threeline Technology, S.L.

Products returned for reasons beyond the control of Threeline Technology, S.L. must be in perfect condition for sale and listed in the current price list. Returns shall be refunded in full minus a 10% inspection and handling fee.

TERMINI DI CONSEGNA

Anche se i termini di consegna vengono rispettati in una percentuale molto alta, bisogna tenere in conto che non sempre sono calcolati in base a paramentri controllati da Threeline Technology, S.L., per questo motivo non possiamo garantirne sempre il rispetto al 100%. La Threeline Technology, S.L. non accetta richieste di risarcimento danni da parte del cliente per un ritardo di consegna.

MODALITÀ DI PAGAMENTO

Le condizioni di pagamento sono concordate con i nostri clienti. Le scadenze dei pagamenti tramite qualsiasi documento di pagamento legalmente accettato dovranno essere rispettate puntualmente. I ritardi di pagamento comportano l'immediato annullamento di tutti gli impegni assunti.

RECLAMI

In nessun caso si accetteranno reclami sullo stato della merce o su errori degli ordini dopo 10 giorni lavorativi dalla data di ricevimento degli stessi.

RIPARAZIONI

Entro il periodo di garanzia, la riparazione o la sostituzione dei materiali difettosi viene effettuata senza alcun costo per il cliente. In tutti i casi nei quali risulta esigibile la garanzia, la nostra responsabilità si limita alla consegna gratuita di un nuovo prodotto per sostituire quello danneggiato o al rimborso integrale del prezzo del prodotto in questione, escludendo espressamente qualsiasi responsabilità per danni e interessi o qualsiasi altra spesa, onere o risarcimento.

RESI

Tutti i resi devono essere preventivamente autorizzati dalla Threeline Technology, S.L.

I resi o le spedizioni di materiali alle strutture della Threeline Technology, S.L. al fine di rimborso, sostituzione o riparazione, dovranno sempre essere effettuate franco destino.

Non si ammetteranno resi di prodotti realizzati su misura o fatti arrivare espressamente per il cliente o sui quali Threeline Technology S.L. abbia apportato qualche modifica specifica.

La merce restituita per motivi non imputabili alla Threeline Technology, S.L. deve essere in perfette condizioni per la rivendita e e riportata nel listino prezzi in vigore. Il materiale sarà rimborsato al suo valore netto meno una detrazione minima del 10% a titolo di partecipazione ai costi di revisione e gestione.

WARRANTY POLICY
POLITICA DI GARANZIA

Threeline faulty products shall be covered by the warranty. Note that:

· The warranty, depending on the product, takes effect from the invoice date.

· Upon request an extended warranty or a customised project warranty may be offered after assessment by the technical department. The extended warranty shall be deemed effective when accompanied by a quality and guarantee certificate associated with the quote and/or delivery note number.

· This warranty is valid only for products sold in the EMEA region (Europe, Middle East and Africa). Other conditions may apply in other regions.

· Products must be properly installED and operate in accordance with the manufacturer's instructions.

· This warranty does not cover labour costs for product assembly and disassembly.

· A Threeline representative shall inspect defective products. Should there be any doubts regarding products or other parts, the Threeline representative has the right to refer to representatives from other manufacturers to assess the lighting systems.

· The warranty period is based on a maximum of 3,000 hours of operation per year at a room temperature of 25ºC and a 10mm gap around the products.

· This warranty only covers normal use of the product and does not cover damage caused by misuse, improper handling or installation.

Normal installation and operating conditions according to Threeline are as follows:

· Operating conditions are in line with the information on the product packaging.

· Products must not be exposed to temperatures exceeding standard room temperature. Installation or use in extreme environmental conditions should be consulted with the factory for approval.

· The relative humidity of the installation must never exceed the product IP rating.

· Products must operate in an open luminaire (closed luminaire for LED tube) with a minimum 10mm gap around the product.

· Products must not be subject to more than 20,000 fast switching cycles (time between switch-on and switch-off less than 10 minutes).

· The wiring to which the product is connected must not be subject to voltage fluctuations within a range exceeding 230V ±10%.

I prodotti Threeline che non funzionano correttamente a causa di difettosità degli stessi durante il periodo specificato sono coperti dalla garanzia THREELINE:

· Il periodo di garanzia dura da due a cinque anni in funzione del prodotto, con inizio dalla data della fattura.

· Su richiesta, sarà possibile valutare un'estensione della garanzia o offrire una garanzia di progetto personalizzata, una volta che l'Ufficio Tecnico ne avrà valutato le condizioni di applicazione. La garanzia si intenderà estesa quando sia accompagnata da un certificato di qualità e garanzia associato al numero di preventivo e/o bolla di consegna.

· La presente garanzia è valida solo per i prodotti venduti nella regione EMEA (Europa, Medio Oriente e Africa). In altre regioni potrebbero essere applicate altre condizioni.

· I prodotti devono essere correttamente installati e funzionare in base alle istruzioni del produttore.

· La presente garanzia non copre i costi di manodopera per lo smontaggio e il montaggio dei prodotti.

· Un incaricato di Threeline avrà accesso ai prodotti difettosi. Se il prodotto, o alcune componenti, fossero oggetto di dubbi, l'incaricato avrà diritto a chiedere a rappresentanti di altri fabbricanti una valutazione del sistema di illuminazione.

· Il periodo di garanzia si basa su un funzionamento massimo di 3.000 h annue a una temperatura ambiente di 25 ºC e con una distanza di almeno 10 mm intorno al corpo dei prodotti.

· Questa garanzia copre solo i prodotti che non sono stati usati in maniera difforme all'uso per il quale sono stati creati e non copre i danni subiti per uso improprio, errata manipolazione o installazione impropria.

Le normali condizioni di installazione e funzionamento secondo Threeline sono le seguenti:

· Le condizioni di funzionamento sono conformi alle informazioni riportate sulla confezione dei prodotti.

· La temperatura alla quale il prodotto può essere esposto non deve superare la normale temperatura ambiente. Per installazioni e utilizzo in condizioni ambientali particolari o estreme occorre consultare l'azienda per eventuali approvazione.

· L'umidità relativa dell'installazione non deve mai superare il grado IP del prodotto.

· I prodotti devono funzionare in una lampada aperta (lampada chiusa per un tubo LED) con almeno 10 mm d'aria intorno al corpo dei prodotti.

· I prodotti non devono essere sottoposti complessivamente a più di 20.000 commutazioni rapide (tempo on-off di accensione- spegnimento inferiore a 10 minuti).

· L'impianto elettrico in cui funziona il prodotto non deve essere soggetto a fluttuazioni un intervallo superiore a 230 V +/- 10%.

TERMS AND CONDITIONS

· Threeline's warranty applies only to the buyer, provided that the buyer returns the products covered by this warranty within the period established.

· The product must be sent perfectly packaged to Threeline Technology, S.L.'s address. The customer shall be liable for any damage occurred during transport.

· This warranty is only valid when the product has been properly connected and installED, and is operating at the electrical values, operating range and environmental conditions set forth in the specifications, application guides, IEC standards or any other document supplied with the product.

· Threeline shall repair or replace, at its sole discretion, the defective product or component, or reimburse the buyer for the purchase price. For the sake of clarity, 'repair or replace the defective product or component' shall include without limitation labour costs or expenses, but in no case, activities, costs or expenses of removal and re-installation.

· If Threeline decides to replace the product, but is unable to do so as it is no longer manufactured or available, Threeline may reimburse the buyer for the amount paid or replace the product with a similar one (design or specifications may vary slightly).

· Agents, distributors or representatives are not authorised to alter, amend or extend any aspect of the warranty terms and conditions stipulated by Threeline.

· If the warranty claim is valid, Threeline shall bear the shipping costs. Threeline may charge the customer for non- defective or non-conforming returned products together with the incurred shipping, inspections and management costs.

· This is a limited warranty and excludes, without limitation, installation, access to products (scaffolding, lifts, etc.) and special, incidental or consequential damages (such as loss of profit, property damage or other extended costs not mentioned above). Extended definitions of limitations and conditions can be found in the relevant warranty policy and in these conditions.

· Threeline is not responsible for power supply conditions, including voltage spikes, voltage fluctuations, and ripple control systems exceeding specified product limits and those defined in relevant supply standards (e.g. EN 50160).

· Regarding third-party branded products sold by Threeline to the buyer, Threeline makes no warranty, express or implied, including without limitation warranties of merchantability or fitness for a particular purpose. However, upon request Threeline shall provide the buyer with the relevant product manufacturer's warranties only to the extent permitted by the applicable law and contracts.

TERMINI E CONDIZIONI

· La garanzia di Threeline si applica esclusivamente all'acquirente, purché questi restituisca i prodotti coperti dalla presente garanzia entro il periodo di applicazione stabilito.

· Il prodotto deve essere inviato perfettamente imballato all'indirizzo della Threeline Technology, S.L. Il cliente è responsabile per i danni subiti durante il trasporto.

· Questa garanzia è valida solo se il prodotto è stato collegato e installato correttamente, e sta funzionando con i valori elettrici, l'intervallo di funzionamento e le condizioni ambientali di cui alle specifiche, alle linee guida, alle norme IEC o a qualsiasi altro documento fornito con i prodotti.

· Threeline riparerà o sostituirà, a sua discrezione, il prodotto o componente difettoso dello stesso, o rimborserà all'acquirente l'importo del prezzo di acquisto. Per evitare confusioni, l'espressione "riparerà o sostituirà il prodotto o componente difettoso dello stesso" includerà senza restrizioni i costi o le spese della manodopera, ma in nessun caso le attività, i costi o le spese di smontaggio e rimontaggio.

· Se Threeline sceglie di sostituire il prodotto, ma si trova nell'impossibilità di farlo perché non viene più fabbricato o non è disponibile, può restituire all'acquirente l'importo pagato o sostituire il prodotto con uno analogo (il cui design o specifiche possono variare leggermente).

· Gli agenti, i distributori o i rappresentanti non sono autorizzati a cambiare, modificare o estendere nessun aspetto delle condizioni di garanzia stabilite da Threeline.

· Quando la richiesta di garanzia è giustificata, le spese di spedizione saranno a carico di Threeline. Threeline potrà fatturare al cliente i prodotti restituiti che non siano difettosi o non conformi insieme ai relativi costi di trasporto, verifica e gestione.

· La presente è una garanzia limitata ed esclude, tra le altre voci, l'installazione, i mezzi di accesso ai prodotti (impalcatura, montacarichi, ecc.), e danni speciali, diretti e indiretti (quali ad esempio, la perdita di profitti economici/ mancato guadagno, danni alla proprietà o altri costi estesi non precedentemente menzionati), ed è ulteriormente definita dalle limitazioni e dalle condizioni previste nella garanzia relativa e nei presenti termini e condizioni.

· Threeline non è responsabile delle condizioni di fornitura elettrica, inclusi i picchi di tensione, gli sbalzi di tensione e i sistemi di controllo di ondulazione di corrente che superino i limiti specificati dei prodotti e quelli definiti dalle norme di alimentazione specifiche (per esempio, le norme EN 50160).

· Per quanto riguarda i prodotti venduti da Threeline all'acquirente ma non a marchio Threeline, l'azienda non offre alcuna garanzia, esplicita o implicita, incluse, senza alcuna limitazione, le garanzie di commerciabilità o idoneità per uno scopo determinato; tuttavia, mette a disposizione dell'acquirente, su richiesta, ma solo nella misura consentita dalla legge e dai relativi contratti, le garanzie del fabbricante del prodotto in questione.

DESIGN AND LAYOUT
LAYOUT E IMPAGINAZIONE

© Threeline marketing department

Printed: February 2025.

Reproduction in whole or in part of the images, texts, illustrations and graphics in this catalogue is prohibited without prior written consent from THREELINE TECHNOLOGY, S.L.

Due to technical printing processes, the colours printed in this catalogue may vary from the original product colour. The information included herein is correct except for typos.

Due to the continuous improvement and constant evolution of our products, Threeline reserves the right to modify the technical specifications, as well as to update the technical values and product features in the technical data sheets available at:

www.threelinegroup.com

Threeline Technology S.L. reserves the right to modify products without notice.

© Ufficio Marketing di Threeline

Stampa: Febbraio 2025.

È vietata la riproduzione totale o parziale di immagini, testi, illustrazioni ed elementi grafici di questo catalogo senza la preventiva autorizzazione della THREELINE TECHNOLOGY, S.L.

A causa dei processi tecnici di stampa, i colori stampati in questo catalogo possono subire variazioni rispetto al colore originale del prodotto. I dati contenuti in questo catalogo possono essere soggetti a errori.

A seguito del continuo miglioramento e della costante evoluzione dei nostri prodotti, Threeline si riserva il diritto di modificare le specifiche tecniche, nonché di aggiornare i valori tecnici e le caratteristiche dei prodotti nelle loro schede tecniche, disponibili su:

www.threelinegroup.com

La Threeline Technology S.L. si riserva il diritto di modificare il prodotto senza alcun preavviso.

Headquarters
Pol. El Mugrón · C/ Pulimentadores, 1 · Apdo. 633
02640 Almansa (Albacete) · Spain
T. +34 967 318 293 · F. +34 967 340 002
export@threeline.es
ThreelineGroup.com

Sede Legale: Viale dei Primati Sportivi, 21 · 00144 Roma · ITALIA
Sede Operativa: Viale A.G. Eiffel, 100
c/o Commercity Modulo M21 · 00148 Roma · ITALIA
T. +39 06 40410166
info@threelineitalia.it · threelineitalia@legalmail.it
ThreelineGroup.com/it

GENERAL CATALOGUE
2025

LED STRIPS AND PROFILES
2025

UPDATED
CATALOGUES

THREELINE

ThreelineGroup.com